

Report Brief

Prepared by Michael Loughrey

October 2007

New Mexico High School Competency Exam: Three-Year (2005-07) District and School Summary

About This Report

For this research brief, data was taken from Harcourt Publishing's reports for the Spring 2007 New Mexico High School Competency Exam. A more comprehensive technical report is available from RDA (www.rda.aps.edu) and the APS Community Relations Department.

Student Performance

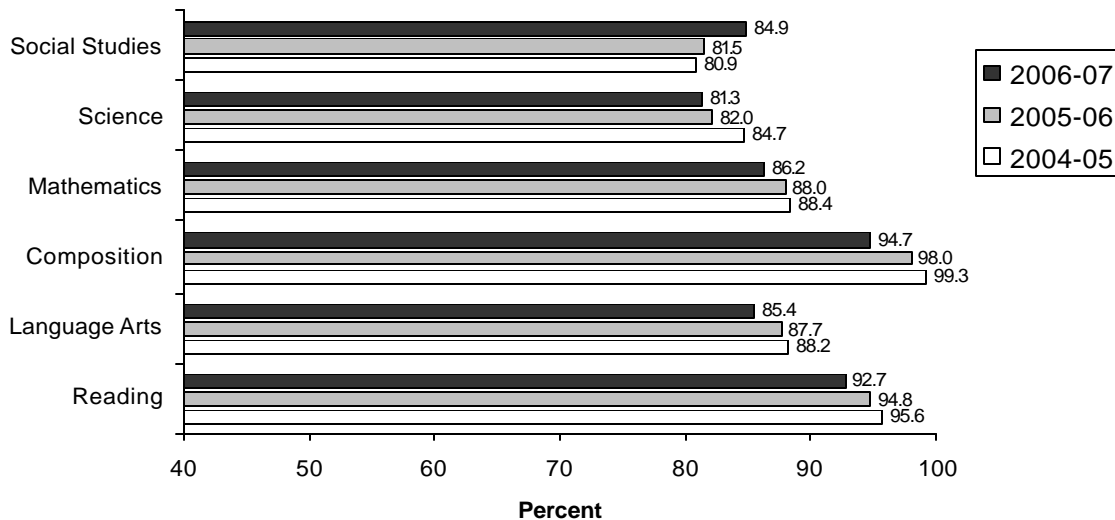
In 2007 the percentage of students passing each subtest decreased except for social studies which increased by over 3%. Surprisingly, the Composition passing rate dropped over 3%. (Figures 1 & 2).

Of the five content areas, Reading has the highest passing rate (92.7%), while Science has the lowest (81.3%).

Figure 1: Number of District 10th Grade General Education Students Attempting and Percent Passing Each Subtest

Subtest	2004-2005		2005-2006		2006-2007	
	# Taking	% Passing	# Taking	% Passing	# Taking	% Passing
Reading	4620	95.6	4563	94.8	4528	92.7
Language Arts	4638	88.2	4598	87.7	4555	85.4
Composition	4587	99.3	4531	98.0	4430	94.7
Mathematics	4651	88.4	4597	88.0	4552	86.2
Science	4645	84.7	4605	82.0	4565	81.3
Social Studies	4642	80.9	4616	81.5	4549	84.9

Figure 2: Percent of District 10th Grade General Education Students Passing Each Subtest



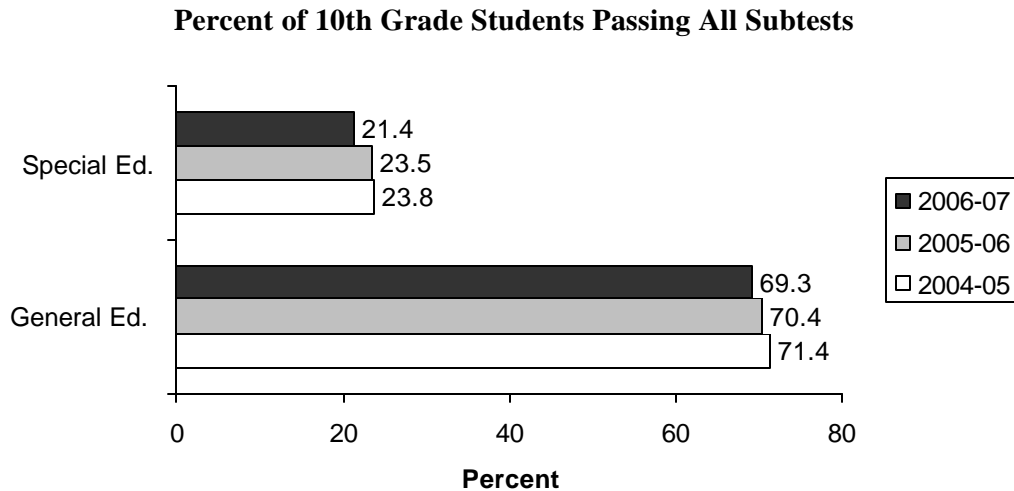
Special Education students, who took the test under a standard administration, found Language Arts, Mathematics, and Science the most difficult with about a 40% passing rate on each. (Figure 3).

Figure 3: Number of District 10th Grade Special Education Students Attempting and Percent Passing Each Subtest

Subtest	2004-2005		2005-2006		2006-2007	
	# Taking	% Passing	# Taking	% Passing	# Taking	% Passing
Reading	344	66.9	382	69.1	433	57.7
Language Arts	351	45.9	393	39.4	437	42.6
Composition	333	94.9	357	86.0	406	64.5
Mathematics	347	48.1	384	43.0	437	42.8
Science	344	48.0	388	41.5	444	41.2
Social Studies	338	44.7	383	39.9	442	51.4

The passing rate for all subtests for 10th graders dropped about 1% to 69.3%. It had remained above 70% from 2004-2006. The passing rate for Special Education students has decreased 2% to 21.4%. (Figure 4).

Figure 4



The percentage of students passing each subtest or all 6 subtests varies widely among ethnic subgroups. Asians' and Whites' passing rates are similar, as are Hispanics', Native Americans', and Blacks' passing rates (Figure 5).

Figure 5: Percent of Ethnic Subgroups Passing Each Subtest and All Six Subtests

Subtest	White		Hispanic		Black		Native American		Asian	
	# Taking	% Passing	# Taking	% Passing	# Taking	% Passing	# Taking	% Passing	# Taking	% Passing
Reading	1576	96.8	2353	86.9	195	88.2	197	85.3	129	90.7
Language Arts	1584	93.4	2373	75.7	198	75.8	200	70.0	128	93.8
Composition	1571	95.8	2274	91.0	190	89.5	182	83.5	126	95.2
Mathematics	1582	92.9	2373	77.3	197	76.1	204	75.5	129	92.2
Science	1587	92.7	2386	70.3	201	68.7	200	64.5	129	88.4
Social Studies	1582	92.2	2375	76.4	196	78.6	205	78.0	131	86.3
% Passing all 6 Subtests	82.8		55.9		50.8		48.6		81.7	

Other Summary Points:

- ✓ The passing rates of schools range from 43.2% to 92.4% compared to last year's 41.8% to 91.1%.
- ✓ Eldorado, La Cueva, and Sandia high schools, as well as Early College Academy had passing rates above 80%.
- ✓ Generally, the percent of students from the 11 comprehensive high schools who passed all six subtests from 2006 to 2007 increased slightly at three schools (Rio Grande, La Cueva, Sandia), stayed the same at three schools (Albuquerque, Cibola, Eldorado), and decreased at the other five schools.
- ✓ *As is usually the case, more students passed the Composition subtest (94.7%) than any other subtest, although there is a decrease from 98% in 2006.
- ✓ In 2007 a higher percentage of APS general education 10th graders who took the standard administration passed all six subtests (69.3%) than those same students at the state level (64.4%) for the most recent state data (2006). This finding also existed for Whites, Hispanics, and Asians.
- ✓ Students who do not pass the NMHSCE as sophomores can take the test once as a junior and twice as a senior. They can continue to take the test for five years after they leave school.
- ✓ The test is offered in English and Spanish.

***Comment on the 2006-07 10th Grade Results**

Because of a change in the state contract, the 2006-07 year was the first time Harcourt Publishers scored the NMHSCE. For the previous 15 or more years, CTB McGraw-Hill had produced and scored the test.

The 3% decrease in the Composition passing percent is probably an indication of a stricter interpretation and/or application of the Composition rubric than CTB implemented. This may also have affected how the trained graders implemented the rubrics for the two open-ended questions for each of the five content area tests.

This concern with reliability has been brought to the attention of the Public Education Department (PED).

New Mexico High School Competency Exam

Three-Year (2005-2007) District and School Summary

Prepared by
Michael Loughrey, Ph.D.
Research, Development, and Accountability
October 2007



ALBUQUERQUE PUBLIC SCHOOLS

BOARD OF EDUCATION

PAULA MAES
President

DOLORES A. GRIEGO
Vice President

BERNA V. FACIO
Secretary

MARY LEE MARTIN
Policy Chair

GORDON ROWE
District Relations Chair

ROBERT D. LUCERO
Finance/Audit Chair

MARTIN R. ESQUIVEL
Capital Outlay Chair

ELIZABETH EVERITT
Superintendent

LINDA SINK
Associate Superintendent

EDDIE SOTO
Associate Superintendent

RAQUEL REEDY
Associate Superintendent

THOMAS SAVAGE
Deputy Superintendent

RESEARCH, DEVELOPMENT AND ACCOUNTABILITY

930-A Oak Street SE
Albuquerque, New Mexico 87106
(505) 848-8710
www.rda.aps.edu
Rose-Ann McKernan
Executive Director
Instructional Accountability

This annual summary of the district New Mexico High School Competency Exam results, as well as a briefer report, can be obtained at www.rda.aps.edu or the APS Community Relations Department.

Table of Contents

Executive Summary i

District 1

High Schools

Albuquerque 3

Cibola 5

Del Norte 7

Early College Academy 9

Eldorado 11

Evening 13

Freedom 15

Highland 17

La Cueva 19

Manzano 21

New Futures 23

Rio Grande 25

Sandia 27

School on Wheels 29

Sierra 31

Valley 33

West Mesa 35

Ethnicity

White 37

Hispanic 39

Black 41

Native American 43

Asian 45

This page is intentionally left blank.

Executive Summary

Enclosed you will find the three-year (2005-2007) summary of district results, individual school results, and ethnic subgroup results for the New Mexico High School Competency Exam (NMHSCE). The test is traditionally administered each spring to high school 10th graders at each of the 11 high schools and 6 alternative schools. The passing score since 2001 has been 175 for the multiple-choice tests and 3.0 for the Composition.

The district and individual school results are shown in different tables for the general population and the special education students who took the test under standard conditions. Results are not reported for special education students who took the NMHSCE with accommodations.

The tables and graphs on ethnic subgroups later in this report are drawn from the population of 10th graders, who took the test under standard administration which means some special education students were included.

Some district highlights of the summaries follow:

General Education Students

- Approximately 50 fewer general education 10th graders took the NMHSCE in spring 2007 than took it in spring 2006.
- For the district, the percent of general education students who have passed all six subtests decreased about 1% this past year (69.3%) compared to last year (70.4%).
- Generally, the percent of students from the 11 comprehensive high schools who passed all six subtests from 2006 to 2007 increased slightly at three schools (Rio Grande, La Cueva, Sandia), stayed the same at three schools (Albuquerque, Cibola, Eldorado), and decreased at the other five schools.
- Four schools (Eldorado, La Cueva, Sandia, and Early College Academy) had 80% or more of their students pass all six subtests. In 2006 there were only two schools.
- The difference between the school with the highest percent of 10th graders passing all subtests and the school with the lowest percent is about 50%.

Year	Lowest School	Highest School
2007	43.2%	92.4%
2006	41.8%	91.1%
2005	43.8%	89.9%

- *As is usually the case, more students passed the Composition subtest (94.7%) than any other subtest, although this is down from 98% in 2006.
- On a scale of 1.0 to 6.0 with 3.0 and above indicating passing, the mean holistic score for Composition (3.7) was .1 of a point lower, on average, than last year. Special Education students who took the standard administration scored a 2.9, on average, which was .2 of a point lower, on average, than last year.
- Once again on the multiple choice tests, students have been most successful in Reading (92.7%) and least successful in Science (81.3%).
- Every subtest except social studies saw a drop in the percentage passing from 2006. The passing percentage increased 3.6% for Social Studies.

Special Education Students

- Depending on the subtest, about 50 more special education students took the test under standard conditions in 2007 than the previous year.
- About the 2% fewer (21.4%) Special Education students who took the standard administration as last year passed all six subtests in 2007.

Ethnic Subgroups

- Whites (82.8%) and Asians (81.7%) had much higher passing rates on all six subtests than other ethnic groups.
- Hispanics, Blacks, and Native Americans had rates for passing all six subtests from 48-56%.
- Hispanics and Asians saw increases passing all six subtests of 1% and 2%, respectively.

***Comment on the 2006-07 10th Grade Results**

Because of a change in the state contract, the 2006-07 year was the first time Harcourt Publishers scored the NMHSCE. For the previous 15 or more years, CTB McGraw-Hill had produced and scored the test.

The 3% decrease in the Composition passing percent is probably an indication of a stricter interpretation and/or application of the Composition rubric than CTB implemented. This may also have affected how the trained graders implemented the rubrics for the two open-ended questions for each of the five content area tests.

This concern with reliability has been brought to the attention of the Public Education Department (PED).

District

New Mexico High School Competency Examination: 2005-2007 Three-Year Summary

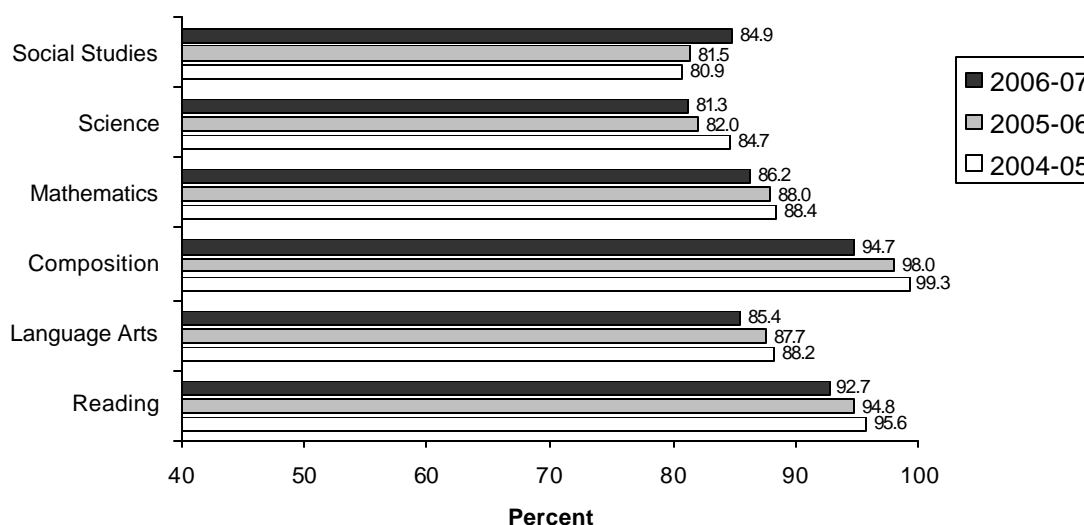
All students in New Mexico public schools must take and pass all six subtests of the High School Competency Examination in order to graduate. Students first take the examination in the 10th grade and may repeat annually any subtest that they fail. Students may repeat subtests up to five years after high school completion with a certificate. For the February 2001 examination, the passing score was raised from 150 to 175 for 10th graders and all first-time test takers.

The 10th grade scores for the past three years are summarized below. Scores for special education students reported here are only for those who took the standard administration, not an accommodated administration. The district scores are distributed to individual schools so that they can compare their school's scores to the district's scores.

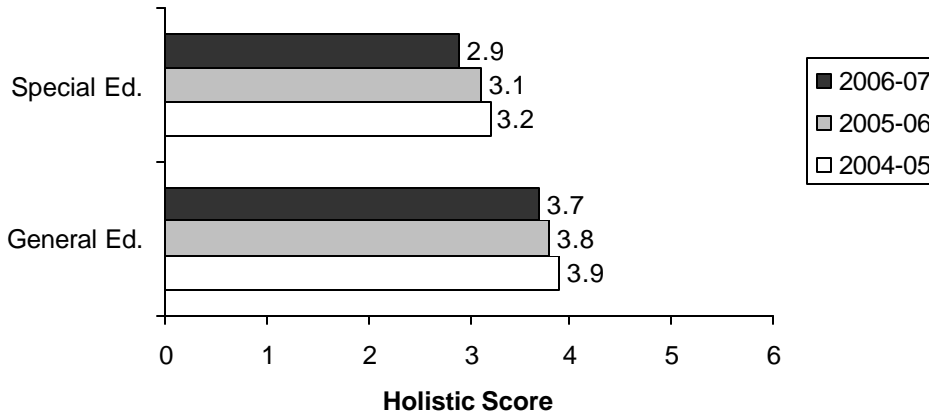
**Number of 10th Grade General Education Students Attempting
and Percent Passing Each Subtest**

Subtest	2004-2005		2005-06		2006-07	
	# Taking	% Passing	# Taking	% Passing	# Taking	% Passing
Reading	4620	95.6	4563	94.8	4528	92.7
Language Arts	4638	88.2	4598	87.7	4555	85.4
Composition	4587	99.3	4531	98.0	4430	94.7
Mathematics	4651	88.4	4597	88.0	4552	86.2
Science	4645	84.7	4605	82.0	4565	81.3
Social Studies	4642	80.9	4616	81.5	4549	84.9

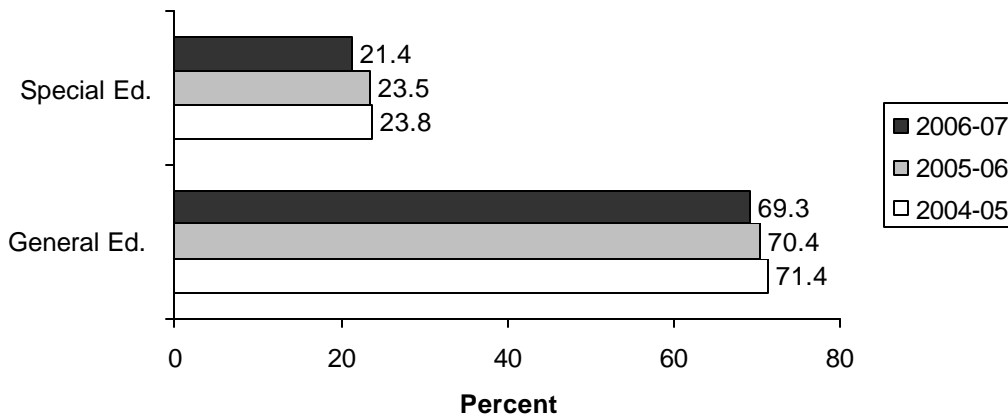
Percent of 10th Grade General Education Students Passing Each Subtest



Mean Holistic Score for Composition



Percent of 10th Grade Students Passing All Subtests



Number of 10th Grade Special Education Students Attempting and Percent Passing Each Subtest

Subtest	2004-2005		2005-2006		2006-2007	
	# Taking	% Passing	# Taking	% Passing	# Taking	% Passing
Reading	344	66.9	382	69.1	433	57.7
Language Arts	351	45.9	393	39.4	437	42.6
Composition	333	94.9	357	86.0	406	64.5
Mathematics	347	48.1	384	43.0	437	42.8
Science	344	48.0	388	41.5	444	41.2
Social Studies	338	44.7	383	39.9	442	51.4

Albuquerque High

New Mexico High School Competency Examination: 2005-2007 Three-Year Summary

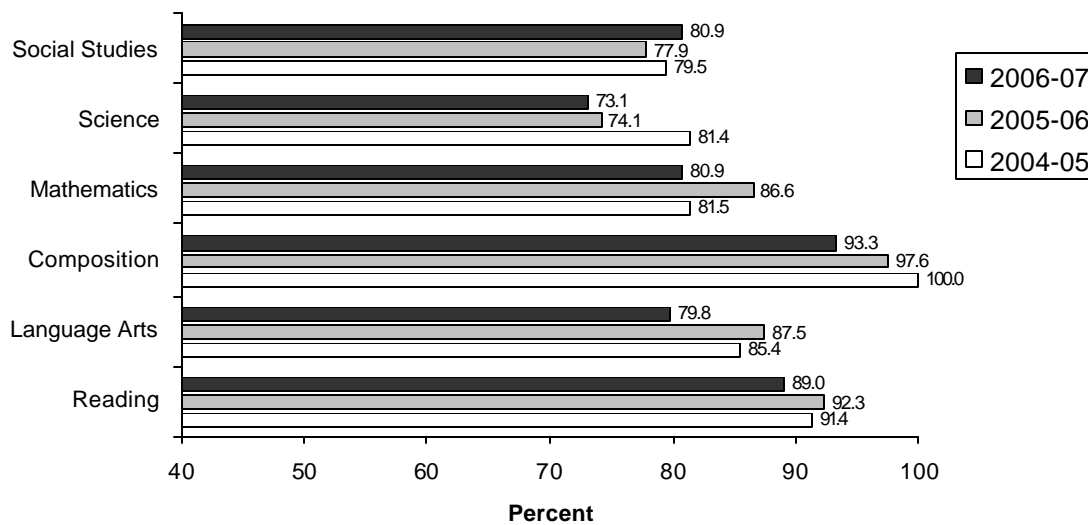
All students in New Mexico public schools must take and pass all six subtests of the High School Competency Examination in order to graduate. Students first take the examination in the 10th grade and may repeat annually any subtest that they fail. Students may repeat subtests up to five years after high school completion with a certificate. For the February 2001 examination, the passing score was raised from 150 to 175 for 10th graders and all first-time test takers.

The 10th grade scores for the past three years are summarized below. Scores for special education students reported here are only for those who took the standard administration, not an accommodated administration.

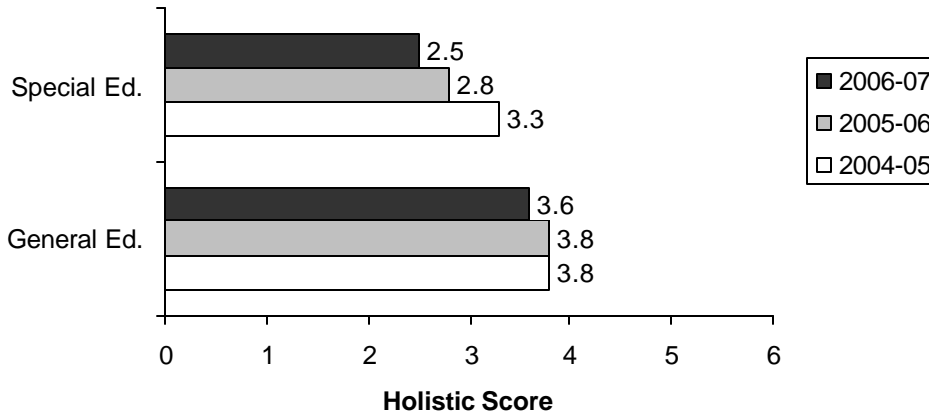
Number of 10th Grade General Education Students Attempting and Percent Passing Each Subtest

Subtest	2004-2005		2005-2006		2006-2007	
	# Taking	% Passing	# Taking	% Passing	# Taking	% Passing
Reading	269	91.4	336	92.3	335	89.0
Language Arts	268	85.4	337	87.5	336	79.8
Composition	262	100	331	97.6	314	93.3
Mathematics	270	81.5	337	86.6	335	80.9
Science	269	81.4	340	74.1	334	73.1
Social Studies	268	79.5	339	77.9	335	80.9

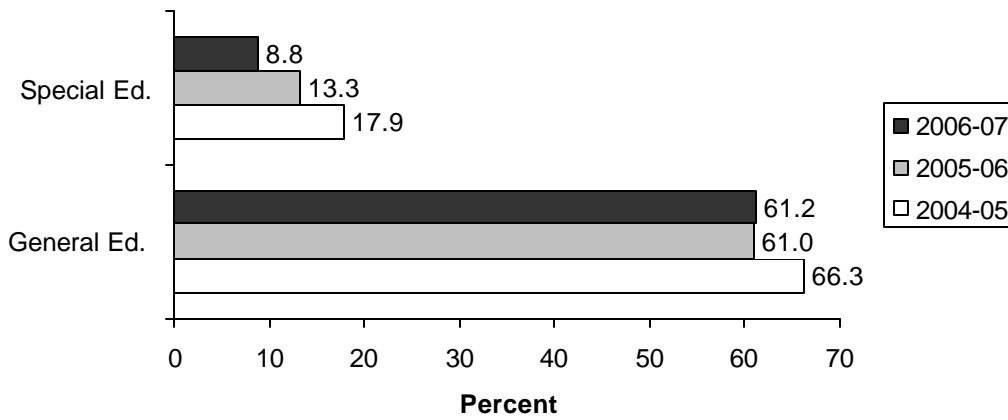
Percent of 10th Grade General Education Students Passing Each Subtest



Mean Holistic Score for Composition



Percent of 10th Grade Students Passing All Subtests



Number of 10th Grade Special Education Students Attempting and Percent Passing Each Subtest

Subtest	2004-2005		2005-2006		2006-2007	
	# Taking	% Passing	# Taking	% Passing	# Taking	% Passing
Reading	29	55.2	70	60.0	45	42.2
Language Arts	29	44.8	70	25.7	45	28.9
Composition	28	96.4	60	73.3	35	34.3
Mathematics	29	41.4	70	40.0	44	29.5
Science	29	34.5	70	31.4	44	25.0
Social Studies	29	44.8	70	32.9	45	42.2

Cibola High

New Mexico High School Competency Examination: 2005-2007 High Three-Year Summary

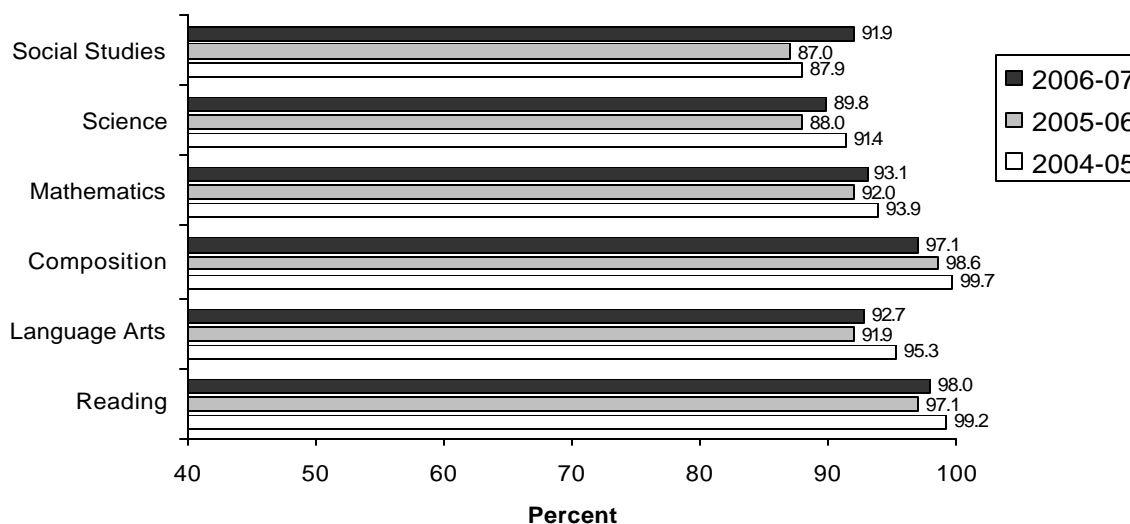
All students in New Mexico public schools must take and pass all six subtests of the High School Competency Examination in order to graduate. Students first take the examination in the 10th grade and may repeat annually any subtest that they fail. Students may repeat subtests up to five years after high school completion with a certificate. For the February 2001 examination, the passing score was raised from 150 to 175 for 10th graders and all first-time test takers.

The 10th grade scores for the past three years are summarized below. Scores for special education students reported here are only for those who took the standard administration, not an accommodated administration.

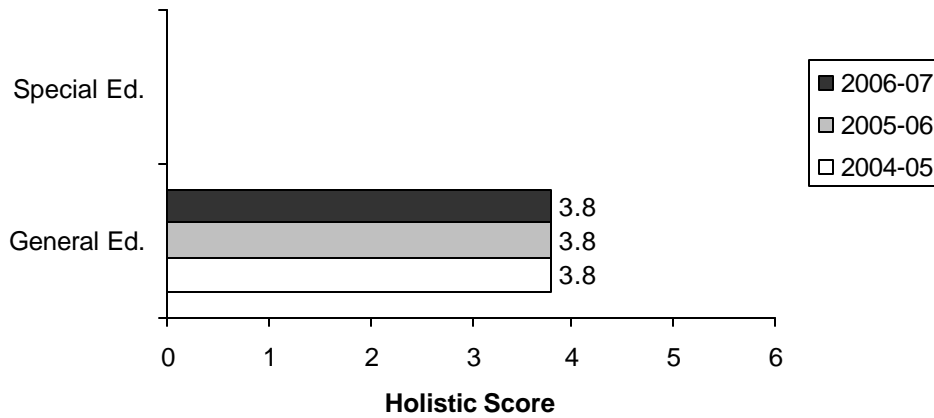
**Number of 10th Grade General Education Students Attempting
and Percent Passing Each Subtest**

Subtest	2004-2005		2005-2006		2006-2007	
	# Taking	% Passing	# Taking	% Passing	# Taking	% Passing
Reading	638	99.2	627	97.1	586	98.0
Language Arts	638	95.3	626	91.9	586	92.7
Composition	639	99.7	626	98.6	587	97.1
Mathematics	638	93.9	627	92.0	577	93.1
Science	637	91.4	627	88.0	577	89.8
Social Studies	637	87.9	625	87.0	578	91.9

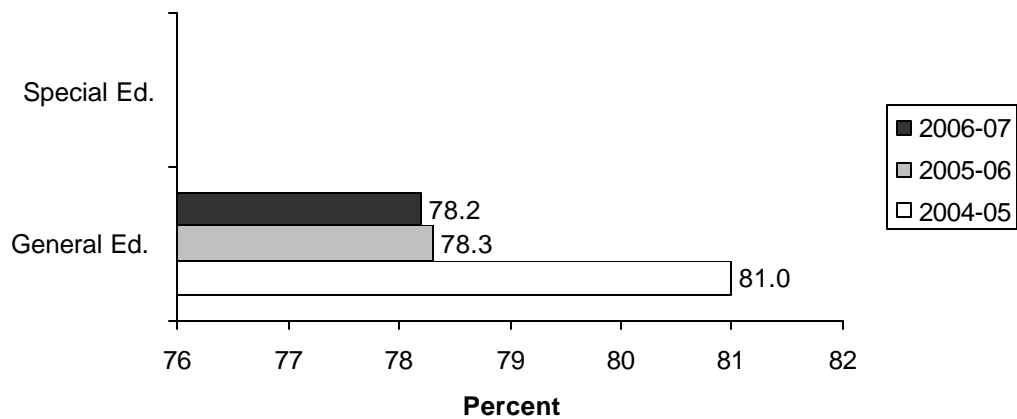
Percent of 10th Grade General Education Students Passing Each Subtest



Mean Holistic Score for Composition



Percent of 10th Grade Students Passing All Subtests



Number of 10th Grade Special Education Students Attempting and Percent Passing Each Subtest

Subtest	2004-2005		2005-2006		2006-2007	
	# Taking	% Passing	# Taking	% Passing	# Taking	% Passing
Reading	1		1		8	
Language Arts	2		1		8	
Composition	1		1		8	
Mathematics	2		1		8	
Science	1		1		8	
Social Studies	1		1		8	

Del Norte High

New Mexico High School Competency Examination: 2005-2007 Three-Year Summary

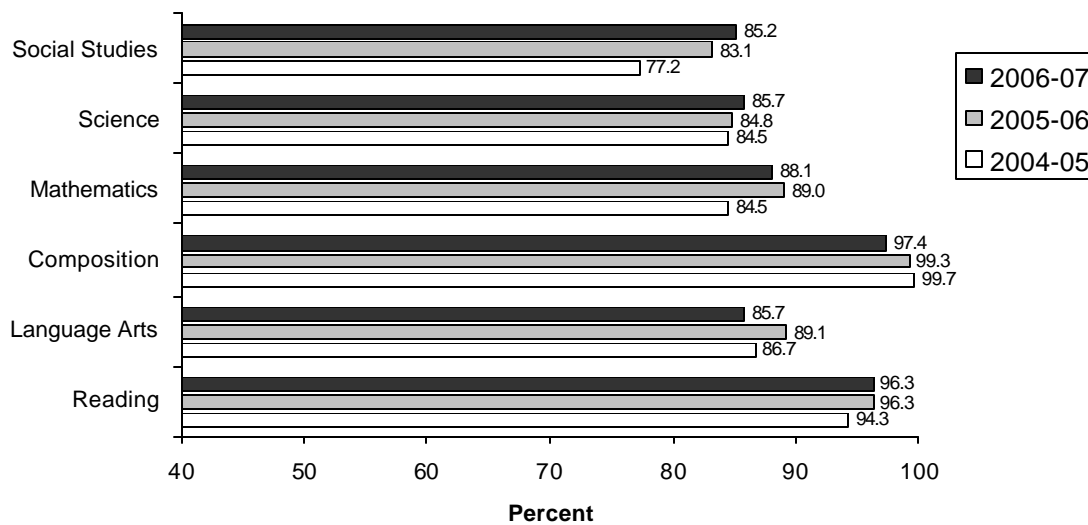
All students in New Mexico public schools must take and pass all six subtests of the High School Competency Examination in order to graduate. Students first take the examination in the 10th grade and may repeat annually any subtest that they fail. Students may repeat subtests up to five years after high school completion with a certificate. For the February 2001 examination, the passing score was raised from 150 to 175 for 10th graders and all first-time test takers.

The 10th grade scores for the past three years are summarized below. Scores for special education students reported here are only for those who took the standard administration, not an accommodated administration.

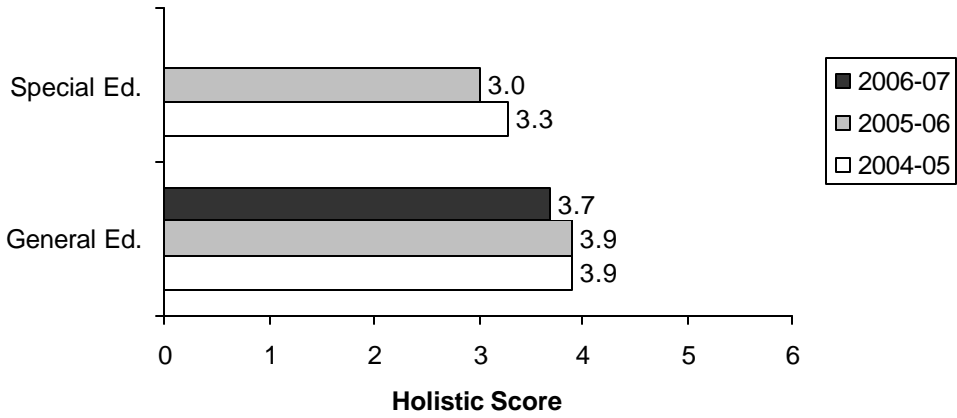
Number of 10th Grade General Education Students Attempting and Percent Passing Each Subtest

Subtest	2004-2005		2005-2006		2006-2007	
	# Taking	% Passing	# Taking	% Passing	# Taking	% Passing
Reading	297	94.3	273	96.3	272	96.3
Language Arts	300	86.7	275	89.1	273	85.7
Composition	294	99.7	267	99.3	267	97.4
Mathematics	303	84.5	281	89.0	270	88.1
Science	304	84.5	277	84.8	273	85.7
Social Studies	303	77.2	278	83.1	271	85.2

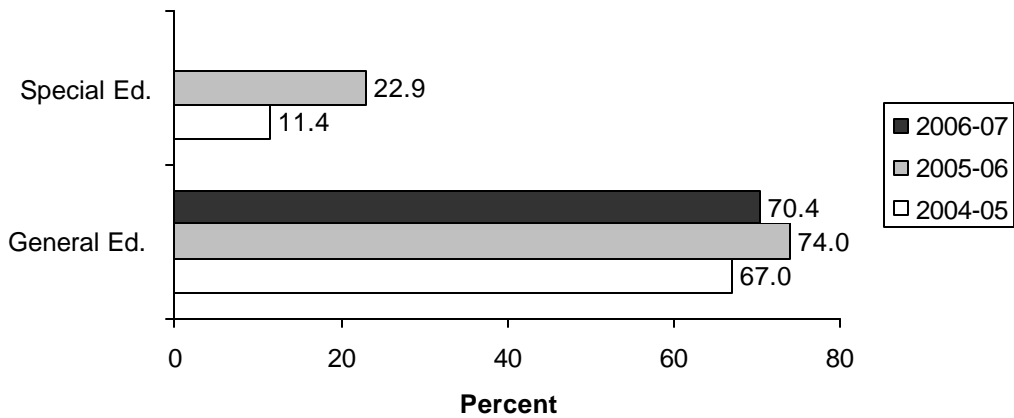
Percent of 10th Grade General Education Students Passing Each Subtest



Mean Holistic Score for Composition



Percent of 10th Grade Students Passing All Subtests



Number of 10th Grade Special Education Students Attempting and Percent Passing Each Subtest

Subtest	2004-2005		2005-2006		2006-2007	
	# Taking	% Passing	# Taking	% Passing	# Taking	% Passing
Reading	45	57.8	37	70.3	15	
Language Arts	49	38.8	38	36.8	15	
Composition	44	95.5	36	86.1	15	
Mathematics	47	40.4	37	40.5	15	
Science	47	46.8	38	50.0	15	
Social Studies	47	34.0	37	43.2	15	

Early College Academy
New Mexico High School Competency Examination:
2005-2007 Three-Year Summary

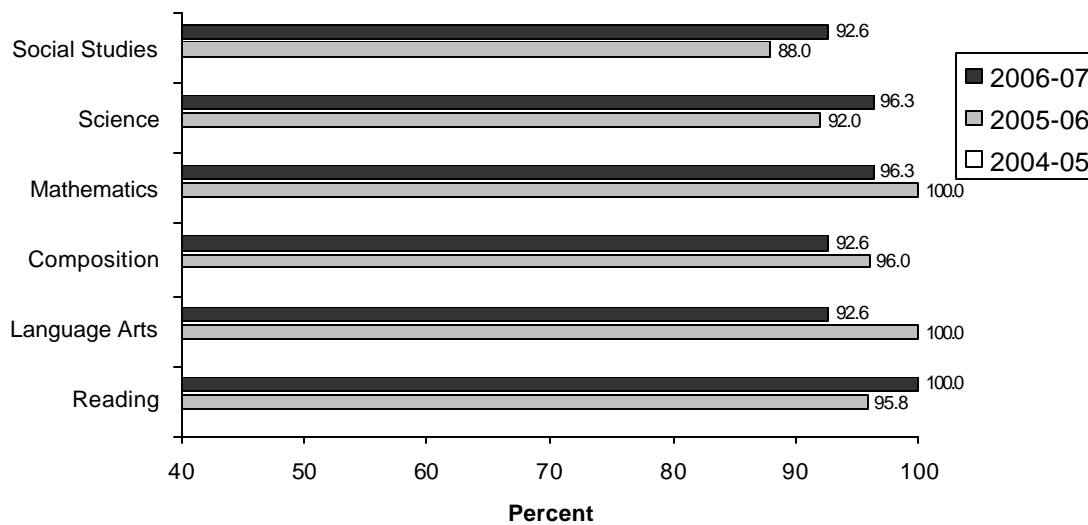
All students in New Mexico public schools must take and pass all six subtests of the High School Competency Examination in order to graduate. Students first take the examination in the 10th grade and may repeat annually any subtest that they fail. Students may repeat subtests up to five years after high school completion with a certificate. For the February 2001 exam, the passing score was raised from 150 to 175 for 10th graders and all first-time test takers.

The 10th grade scores for the past three years are summarized below. Scores for special education students reported here are only for those who took the standard administration, not an accommodated administration.

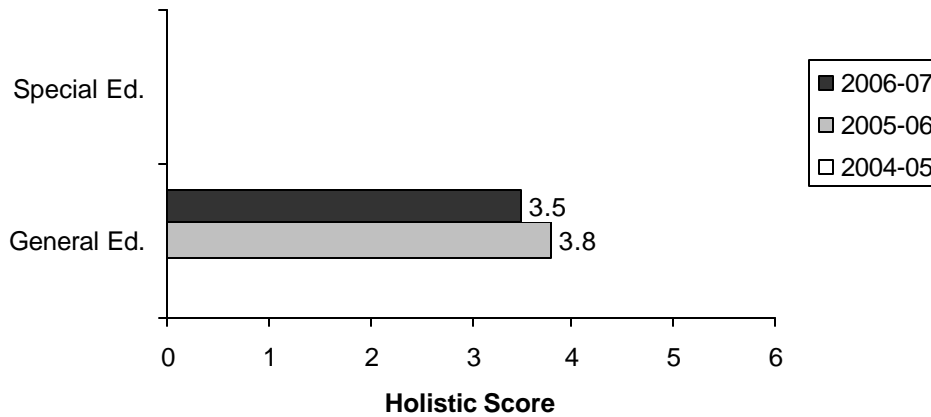
Number of 10th Grade General Education Students Attempting and Percent Passing Each Subtest

Subtest			2005-2006		2006-2007	
			# Taking	% Passing	# Taking	% Passing
Reading			24	95.8	27	100.0
Language Arts			24	100.0	27	92.6
Composition			25	96.0	27	92.6
Mathematics			24	100.0	27	96.3
Science			25	92.0	27	96.3
Social Studies			25	88.0	27	92.6

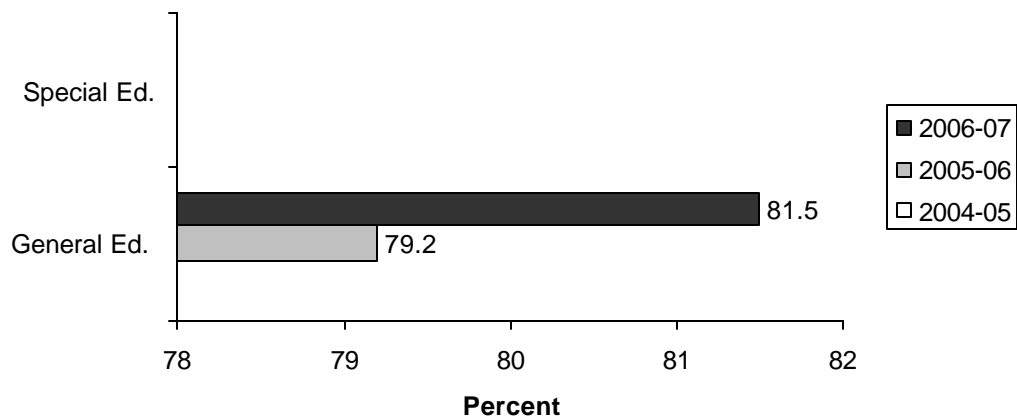
Percent of 10th Grade General Education Students Passing Each Subtest



Mean Holistic Score for Composition



Percent of 10th Grade Students Passing All Subtests



Number of 10th Grade Special Education Students Attempting and Percent Passing Each Subtest

Subtest			2005-2006		2006-2007	
			# Taking	% Passing	# Taking	% Passing
Reading			0		0	
Language Arts			0		0	
Composition			0		0	
Mathematics			0		0	
Science			0		0	
Social Studies			0		0	

Eldorado High
New Mexico High School Competency Examination:
2005-2007 Three-Year Summary

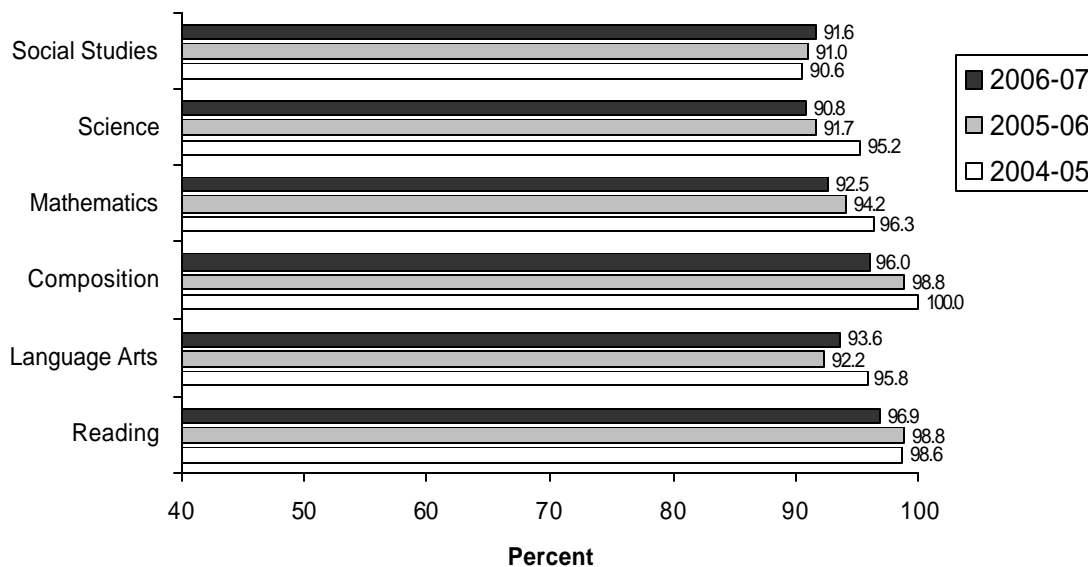
All students in New Mexico public schools must take and pass all six subtests of the High School Competency Examination in order to graduate. Students first take the examination in the 10th grade and may repeat annually any subtest that they fail. Students may repeat subtests up to five years after high school completion with a certificate. For the February 2001 exam, the passing score was raised from 150 to 175 for 10th graders and all first-time test takers.

The 10th grade scores for the past three years are summarized below. Scores for special education students reported here are only for those who took the standard administration, not an accommodated administration.

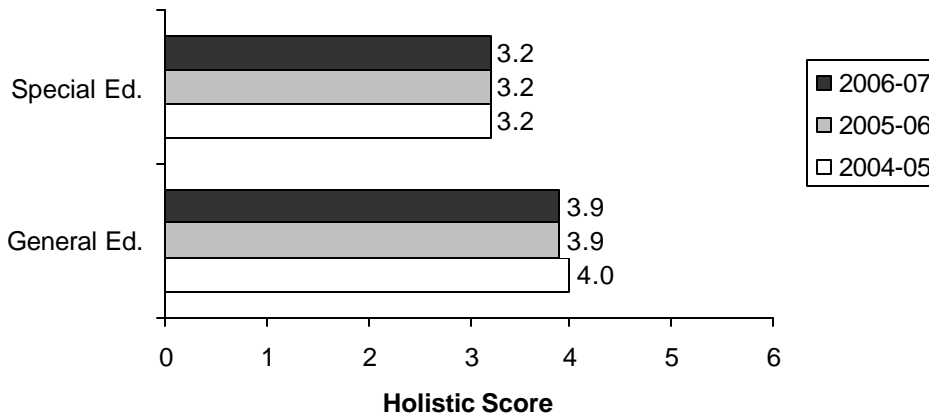
Number of 10th Grade General Education Students Attempting and Percent Passing Each Subtest

Subtest	2004-2005		2005-2006		2006-2007	
	# Taking	% Passing	# Taking	% Passing	# Taking	% Passing
Reading	518	98.6	501	98.8	451	96.9
Language Arts	520	95.8	510	92.2	454	93.6
Composition	517	100	500	98.8	452	96.0
Mathematics	518	96.3	504	94.2	455	92.5
Science	521	95.2	504	91.7	455	90.8
Social Studies	522	90.6	511	91.0	454	91.6

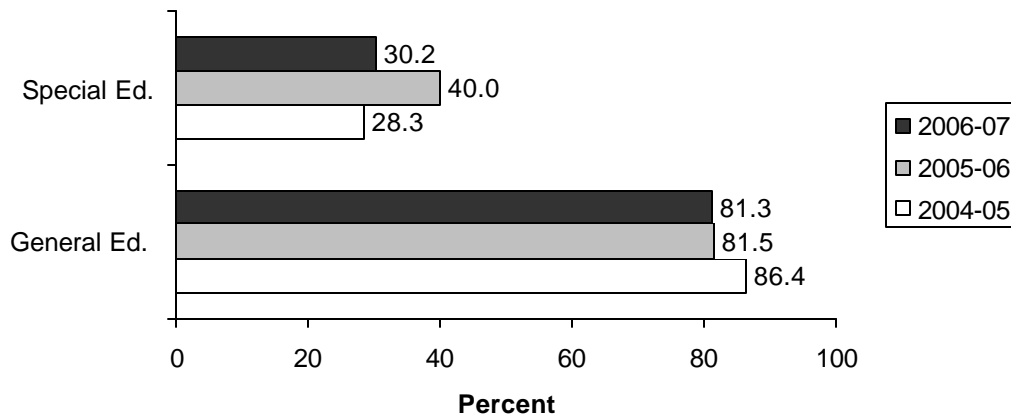
Percent of 10th Grade General Education Students Passing Each Subtest



Mean Holistic Score for Composition



Percent of 10th Grade Students Passing All Subtests



Number of 10th Grade Special Education Students Attempting and Percent Passing Each Subtest

Subtest	2004-2005		2005-2006		2006-2007	
	# Taking	% Passing	# Taking	% Passing	# Taking	% Passing
Reading	48	79.2	20	85.0	44	77.3
Language Arts	50	52.0	21	61.9	45	60.0
Composition	46	97.8	20	90.0	45	82.2
Mathematics	48	60.4	20	60.0	46	58.7
Science	49	59.2	21	66.7	46	60.9
Social Studies	49	59.2	21	52.4	48	66.7

Evening High

New Mexico High School Competency Examination: 2005-2007 Three Year Summary

All students in New Mexico public schools must take and pass all six subtests of the High School Competency Examination in order to graduate. Students first take the examination in the 10th grade and may repeat annually any subtest that they fail. Students may repeat subtests up to five years after high school completion with a certificate. For the February 2001 examination, the passing score was raised from 150 to 175 for 10th graders and all first-time test takers.

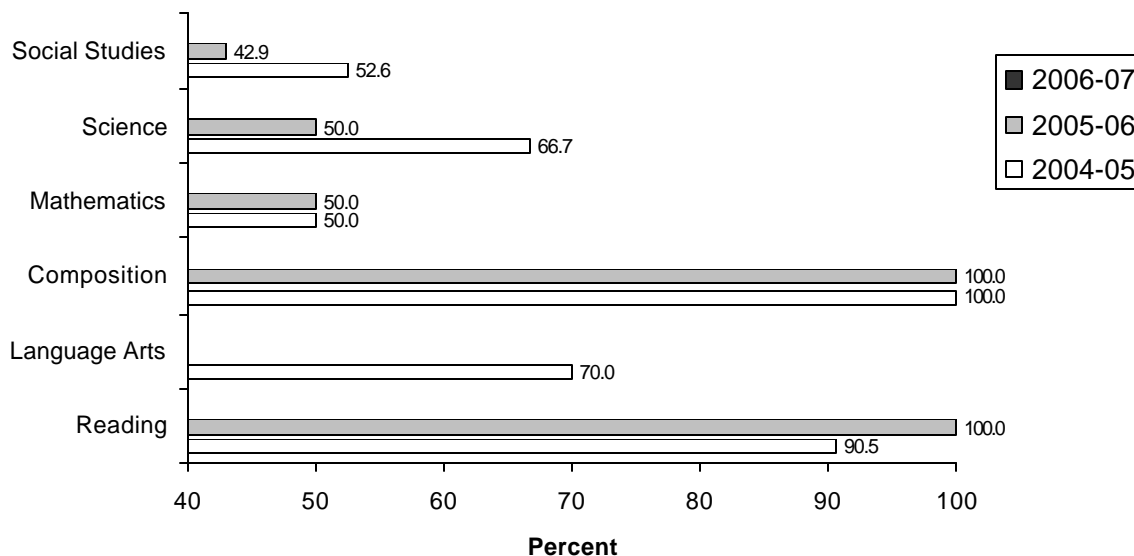
The 10th grade scores for the past three years are summarized below. Scores for special education students reported here are only for those who took the standard administration, not an accommodated administration.

**Number of 10th Grade General Education Students Attempting
and Percent Passing Each Subtest**

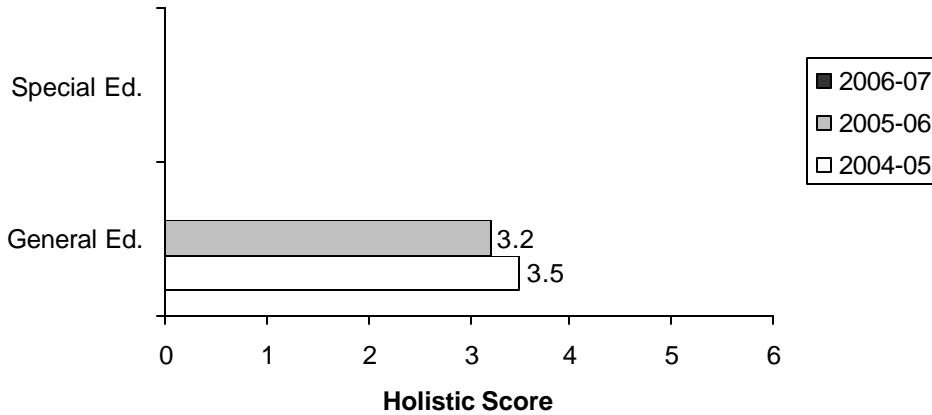
Subtest	2004-2005		2005-2006		2006-2007	
	# Taking	% Passing	# Taking	% Passing	# Taking	% Passing
Reading	21	90.5	6	100.0	8*	
Language Arts	20	70.0	6	33.3	8	
Composition	18	100	6	100.0	8	
Mathematics	20	50.0	6	50.0	8	
Science	18	66.7	6	50.0	8	
Social Studies	19	52.6	7	42.9	8	

**Harcourt did not report passing percents unless there was a minimum N of 20.*

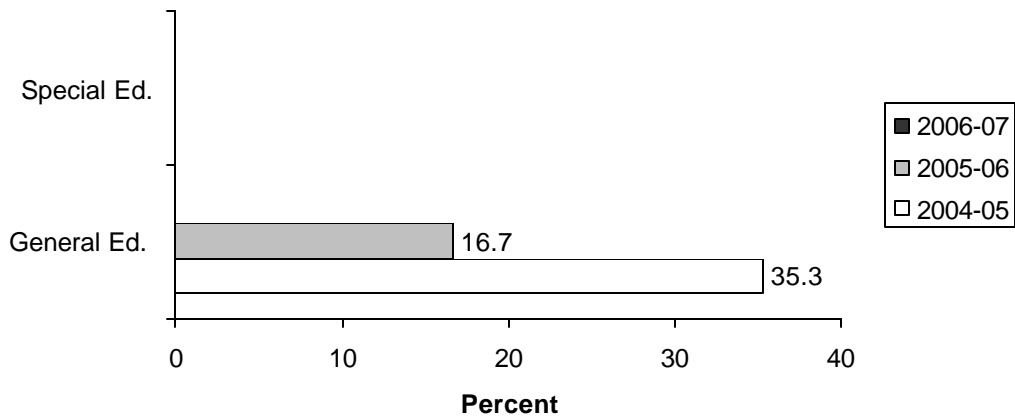
Percent of 10th Grade General Education Students Passing Each Subtest



Mean Holistic Score for Composition



Percent of 10th Grade Students Passing All Subtests



Number of 10th Grade Special Education Students Attempting and Percent Passing Each Subtest

Subtest	2004-2005		2005-2006		2006-2007	
	# Taking	% Passing	# Taking	% Passing	# Taking	% Passing
Reading	0		1		0	
Language Arts	0		1		0	
Composition	0		1		0	
Mathematics	0		1		0	
Science	0		1		0	
Social Studies	0		1		0	

Freedom High

New Mexico High School Competency Examination: 2005-2007 Three-Year Summary

All students in New Mexico public schools must take and pass all six subtests of the High School Competency Examination in order to graduate. Students first take the examination in the 10th grade and may repeat annually any subtest that they fail. Students may repeat subtests up to five years after high school completion with a certificate. For the February 2001 examination, the passing score was raised from 150 to 175 for 10th graders and all first-time test takers.

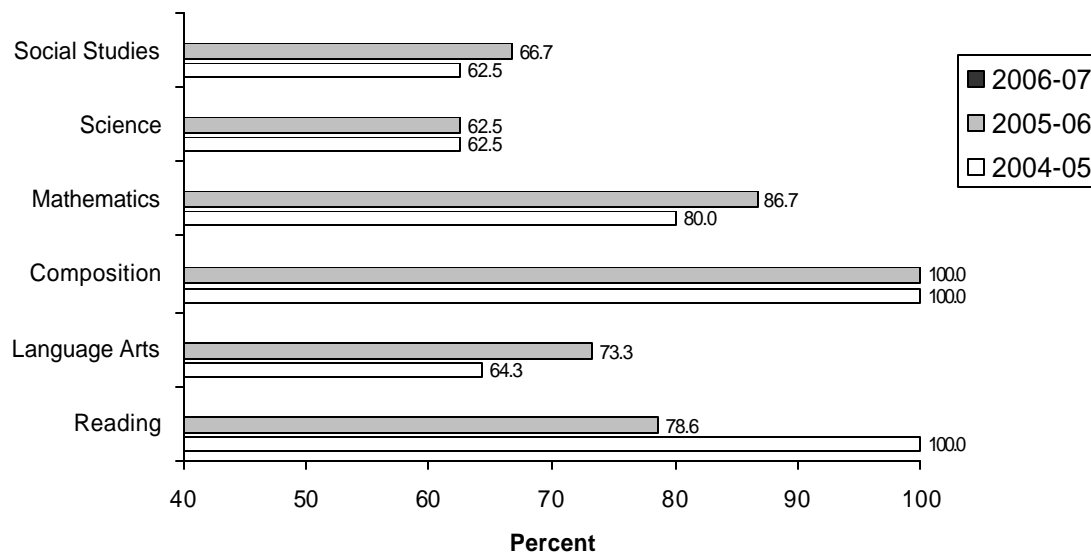
The 10th grade scores for the past three years are summarized below. Scores for special education students reported here are only for those who took the standard administration, not an accommodated administration.

**Number of 10th Grade General Education Students Attempting
and Percent Passing Each Subtest**

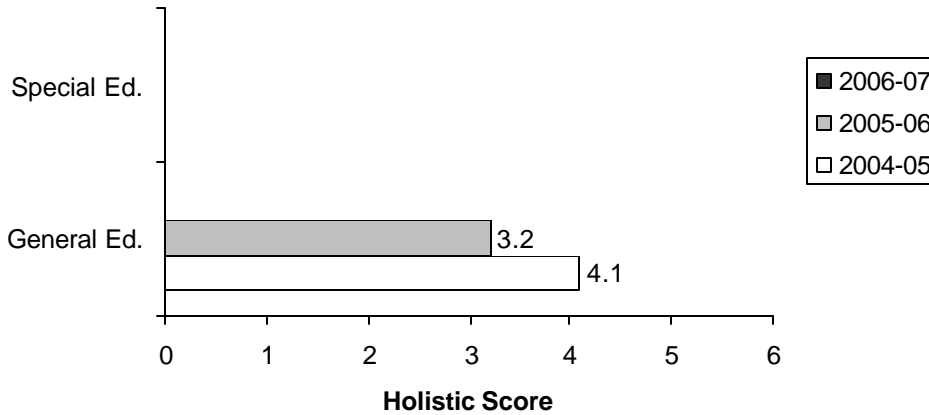
Subtest	2004-2005		2005-2006		2006-2007	
	# Taking	% Passing	# Taking	% Passing	# Taking	% Passing
Reading	14	100	14	78.6	7*	
Language Arts	14	64.3	15	73.3	7	
Composition	14	100	9	100.0	7	
Mathematics	15	80.0	15	86.7	7	
Science	16	62.5	16	62.5	7	
Social Studies	16	62.5	15	66.7	7	

**Harcourt did not report passing percents unless there was a minimum N of 20.*

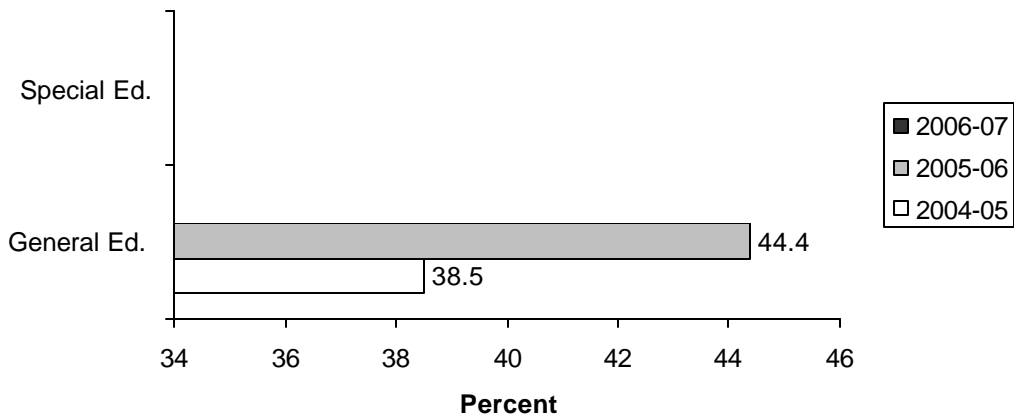
Percent of 10th Grade General Education Students Passing Each Subtest



Mean Holistic Score for Composition



Percent of 10th Grade Students Passing All Subtests



Number of 10th Grade Special Education Students Attempting and Percent Passing Each Subtest

Subtest	2004-2005		2005-2006		2006-2007	
	# Taking	% Passing	# Taking	% Passing	# Taking	% Passing
Reading	0		0		0	
Language Arts	0		0		0	
Composition	0		0		0	
Mathematics	0		0		0	
Science	0		0		0	
Social Studies	0		0		0	

Highland High

New Mexico High School Competency Examination: 2005-2007 Three-Year Summary

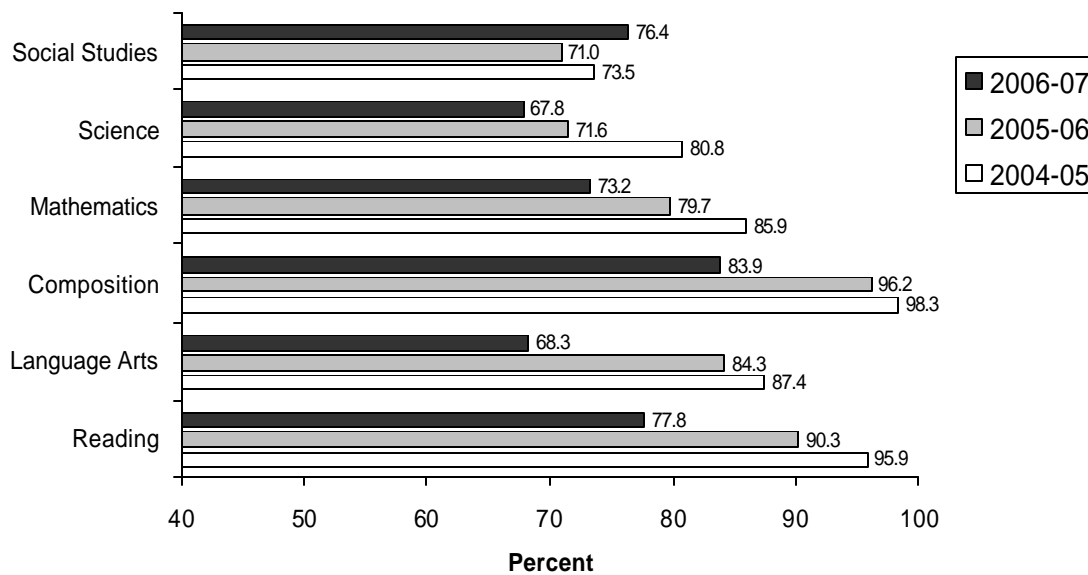
All students in New Mexico public schools must take and pass all six subtests of the High School Competency Examination in order to graduate. Students first take the examination in the 10th grade and may repeat annually any subtest that they fail. Students may repeat subtests up to five years after high school completion with a certificate. For the February 2001 examination, the passing score was raised from 150 to 175 for 10th graders and all first-time test takers.

The 10th grade scores for the past three years are summarized below. Scores for special education students reported here are only for those who took the standard administration, not an accommodated administration.

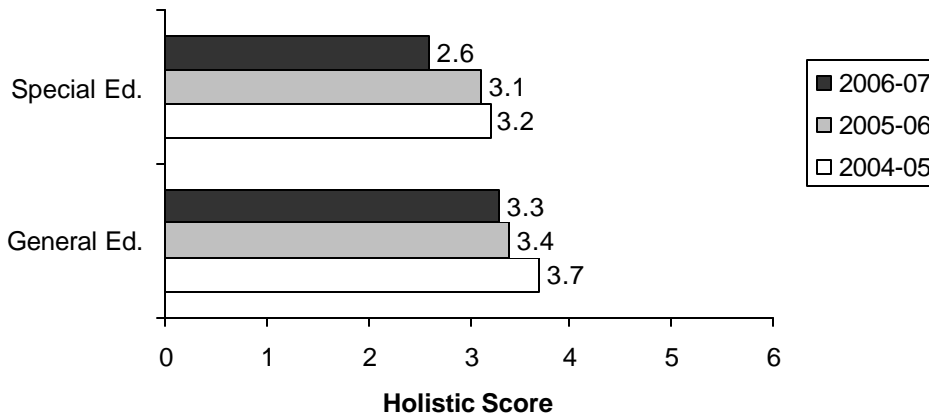
**Number of 10th Grade General Education Students Attempting
and Percent Passing Each NMHSCE Subtest**

Subtest	2004-2005		2005-2006		2006-2007	
	# Taking	% Passing	# Taking	% Passing	# Taking	% Passing
Reading	293	95.9	298	90.3	302	77.8
Language Arts	293	87.4	300	84.3	309	68.3
Composition	292	98.3	290	96.2	292	83.9
Mathematics	291	85.9	300	79.7	313	73.2
Science	291	80.8	299	71.6	307	67.8
Social Studies	291	73.5	300	71.0	305	76.4

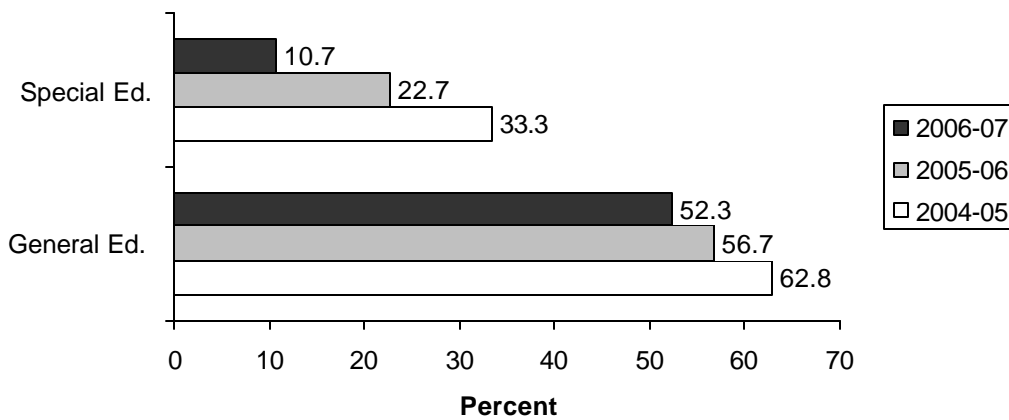
Percent of 10th Grade General Education Students Passing Each NMHSCE Subtest



Mean Holistic Score for Composition



Percent of 10th Grade Students Passing All Subtests



Number of 10th Grade Special Education Students Attempting and Percent Passing Each Subtest

Subtest	2004-2005		2005-2006		2006-2007	
	# Taking	% Passing	# Taking	% Passing	# Taking	% Passing
Reading	13	61.5	24	75.0	64	43.8
Language Arts	13	46.2	24	33.3	62	35.5
Composition	13	92.3	22	90.9	60	50.0
Mathematics	12	33.3	24	37.5	64	26.6
Science	12	58.3	24	29.2	65	29.2
Social Studies	12	41.7	23	43.5	62	51.6

La Cueva High

New Mexico High School Competency Examination: 2005-2007 Three Year Summary

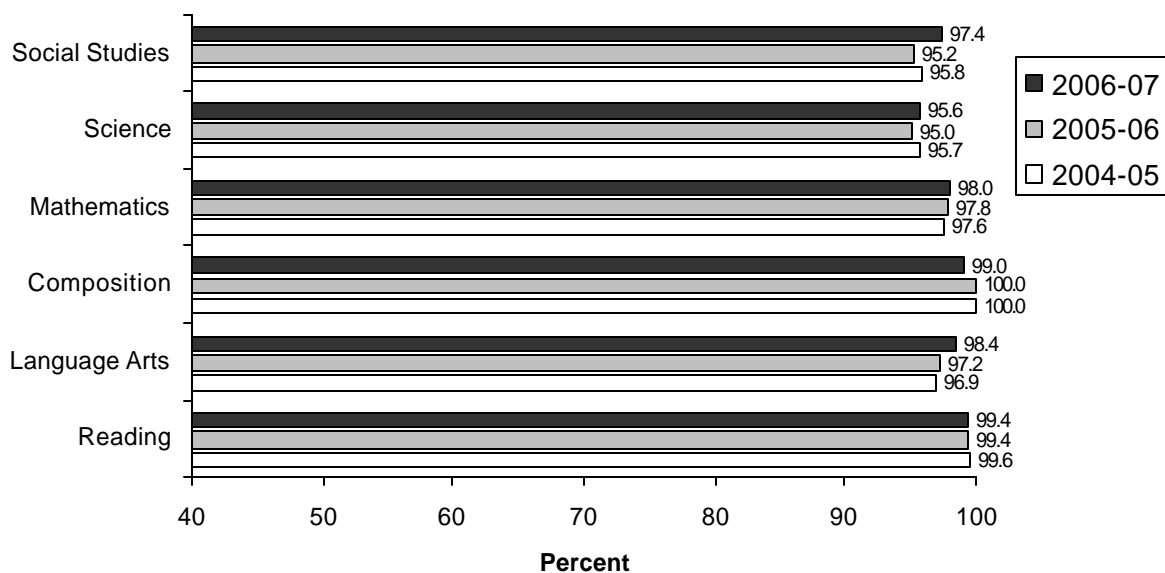
All students in New Mexico public schools must take and pass all six subtests of the High School Competency Examination in order to graduate. Students first take the examination in the 10th grade and may repeat annually any subtest that they fail. Students may repeat subtests up to five years after high school completion with a certificate. For the February 2001 examination, the passing score was raised from 150 to 175 for 10th graders and all first-time test takers.

The 10th grade scores for the past three years are summarized below. Scores for special education students reported here are only for those who took the standard administration, not an accommodated administration.

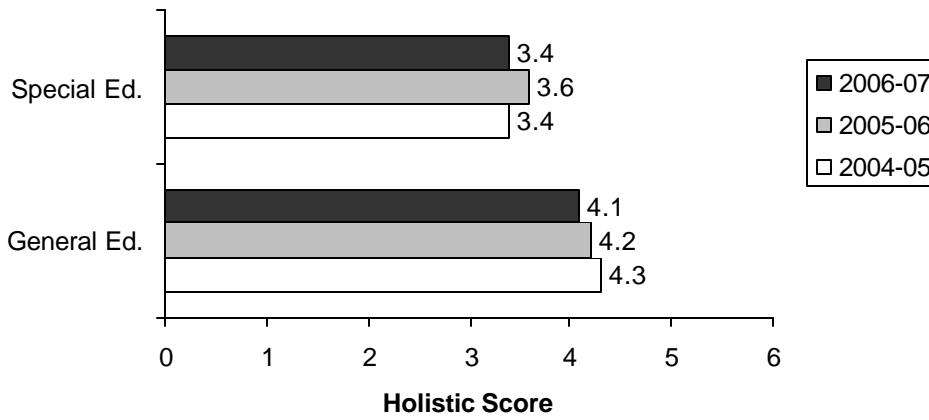
**Number of 10th Grade General Education Students Attempting
and Percent Passing Each Subtest**

Subtest	2004-2005		2005-2006		2006-2007	
	# Taking	% Passing	# Taking	% Passing	# Taking	% Passing
Reading	553	99.6	495	99.4	498	99.4
Language Arts	553	96.9	495	97.2	500	98.4
Composition	553	100.0	496	100.0	498	99.0
Mathematics	553	97.6	495	97.8	498	98.0
Science	553	95.7	498	95.0	499	95.6
Social Studies	552	95.8	496	95.2	498	97.4

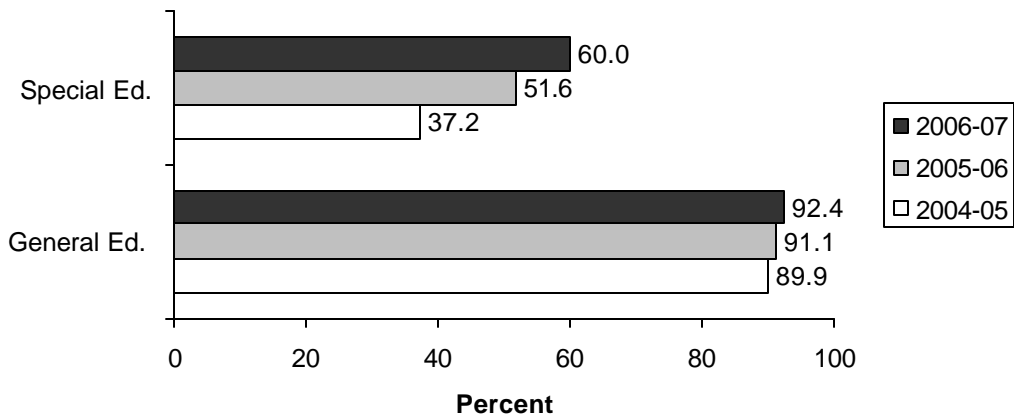
Percent of 10th Grade General Education Students Passing Each Subtest



Mean Holistic Score for Composition



Percent of 10th Grade Students Passing All Subtests



Number of 10th Grade Special Education Students Attempting and Percent Passing Each Subtest

Subtest	2004-2005		2005-2006		2006-2007	
	# Taking	% Passing	# Taking	% Passing	# Taking	% Passing
Reading	44	79.5	32	81.3	20	85.0
Language Arts	44	63.6	32	75.0	20	80.0
Composition	43	90.7	33	90.9	20	90.0
Mathematics	43	61.4	32	75.0	20	70.0
Science	44	65.9	32	71.9	20	80.0
Social Studies	44	50.0	32	62.5	21	76.2

Manzano High

New Mexico High School Competency Examination: 2005-2007 Three Year Summary

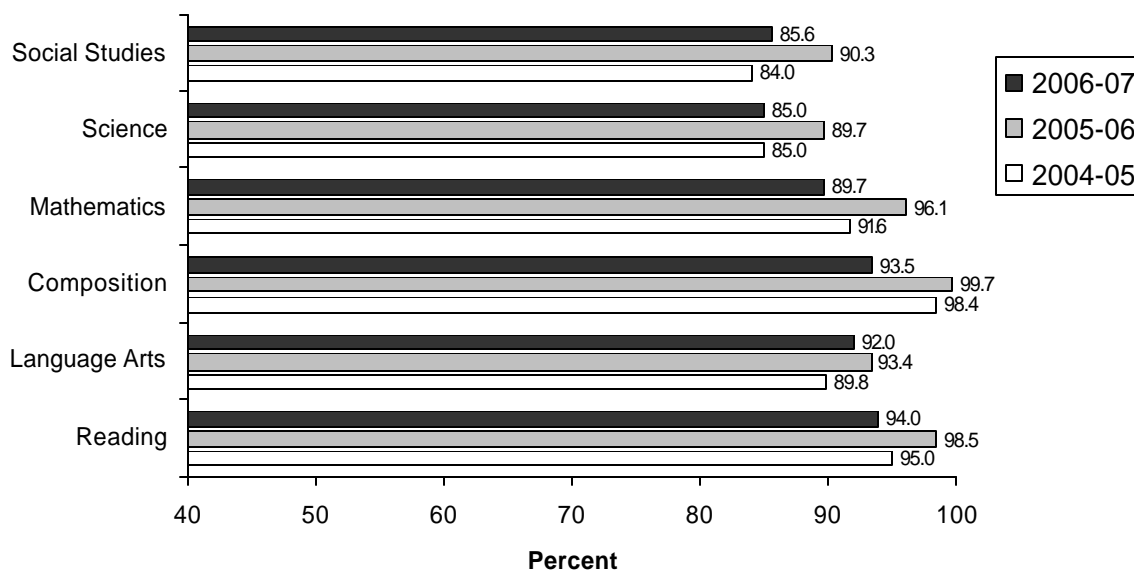
All students in New Mexico public schools must take and pass all six subtests of the High School Competency Examination in order to graduate. Students first take the examination in the 10th grade and may repeat annually any subtest that they fail. Students may repeat subtests up to five years after high school completion with a certificate. For the February 2001 examination, the passing score was raised from 150 to 175 for 10th graders and all first-time test takers.

The 10th grade scores for the past three years are summarized below. Scores for special education students reported here are only for those who took the standard administration, not an accommodated administration.

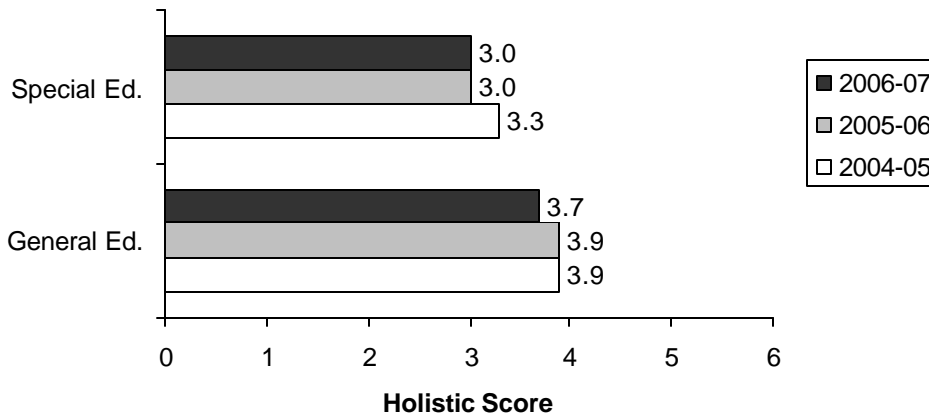
**Number of 10th Grade General Education Students Attempting
and Percent Passing Each Subtest**

Subtest	2004-2005		2005-2006		2006-2007	
	# Taking	% Passing	# Taking	% Passing	# Taking	% Passing
Reading	381	95.0	330	98.5	397	94.0
Language Arts	384	89.8	333	93.4	399	92.0
Composition	382	98.4	329	99.7	398	93.5
Mathematics	382	91.6	331	96.1	398	89.7
Science	381	85.0	331	89.7	400	85.0
Social Studies	382	84.0	331	90.3	402	85.6

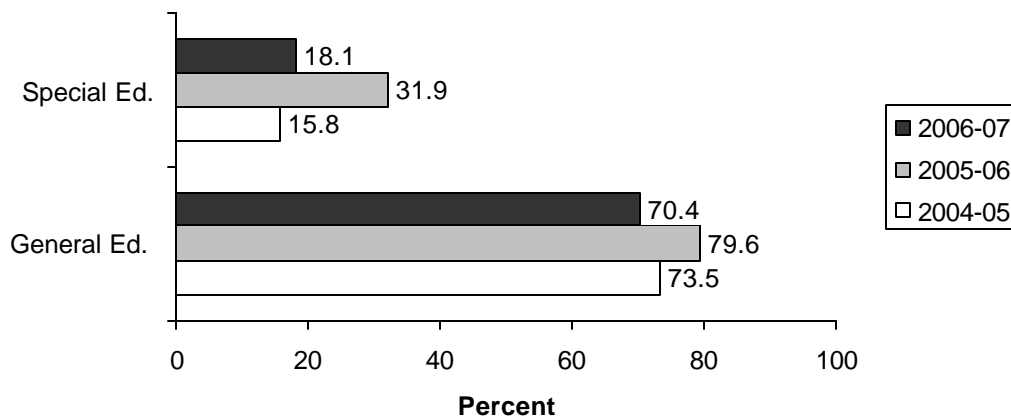
Percent of 10th Grade General Education Students Passing Each Subtest



Mean Holistic Score for Composition



Percent of 10th Grade Students Passing All Subtests



Number of 10th Grade Special Education Students Attempting and Percent Passing Each Subtest

Subtest	2004-2005		2005-2006		2006-2007	
	# Taking	% Passing	# Taking	% Passing	# Taking	% Passing
Reading	57	59.6	75	74.7	86	55.8
Language Arts	57	38.6	76	55.3	88	44.3
Composition	57	98.2	72	87.5	84	70.2
Mathematics	58	46.6	75	52.0	86	41.9
Science	58	34.5	76	47.4	94	41.5
Social Studies	57	31.6	76	43.4	91	44.0

New Futures

New Mexico High School Competency Examination: 2005-2007 Three-Year Summary

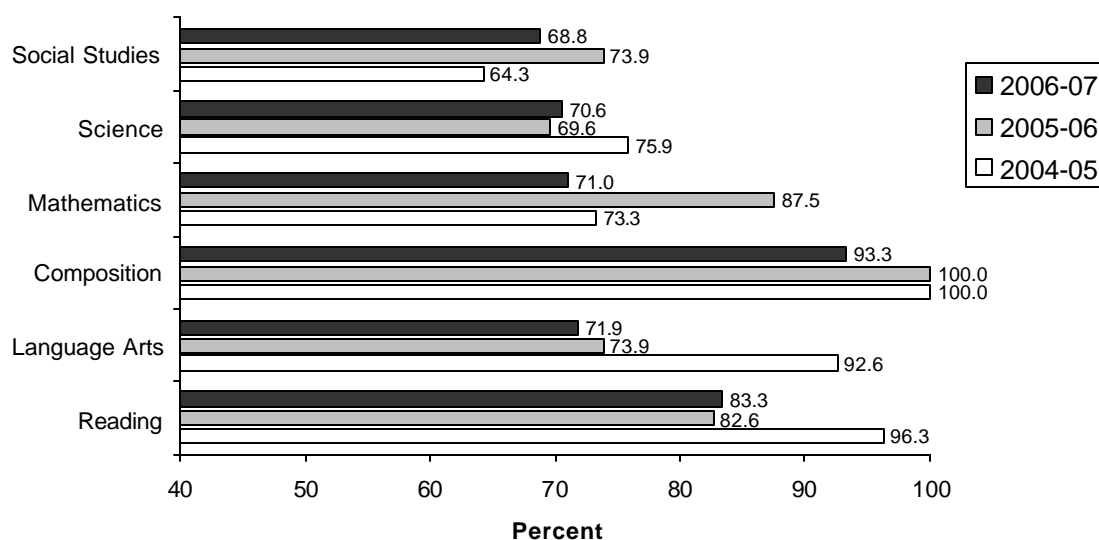
All students in New Mexico public schools must take and pass all six subtests of the High School Competency Examination in order to graduate. Students first take the examination in the 10th grade and may repeat annually any subtest that they fail. Students may repeat subtests up to five years after high school completion with a certificate. For the February 2001 examination, the passing score was raised from 150 to 175 for 10th graders and all first-time test takers.

The 10th grade scores for the past three years are summarized below. Scores for special education students reported here are only for those who took the standard administration, not an accommodated administration.

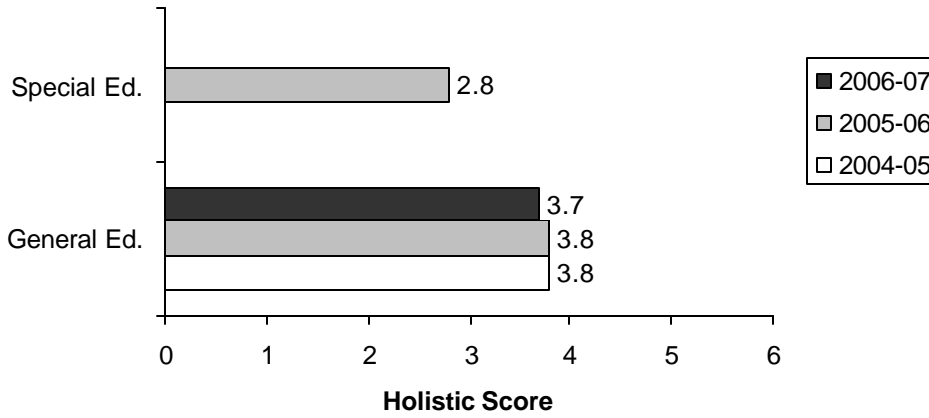
**Number of 10th Grade General Education Students Attempting
and Percent Passing Each Subtest**

Subtest	2004-2005		2005-2006		2006-2007	
	# Taking	% Passing	# Taking	% Passing	# Taking	% Passing
Reading	27	96.3	23	82.6	30	83.3
Language Arts	27	92.6	23	73.9	32	71.9
Composition	25	100.0	22	100.0	30	93.3
Mathematics	30	73.3	24	87.5	31	71.0
Science	29	75.9	23	69.6	34	70.6
Social Studies	28	64.3	23	73.9	32	68.8

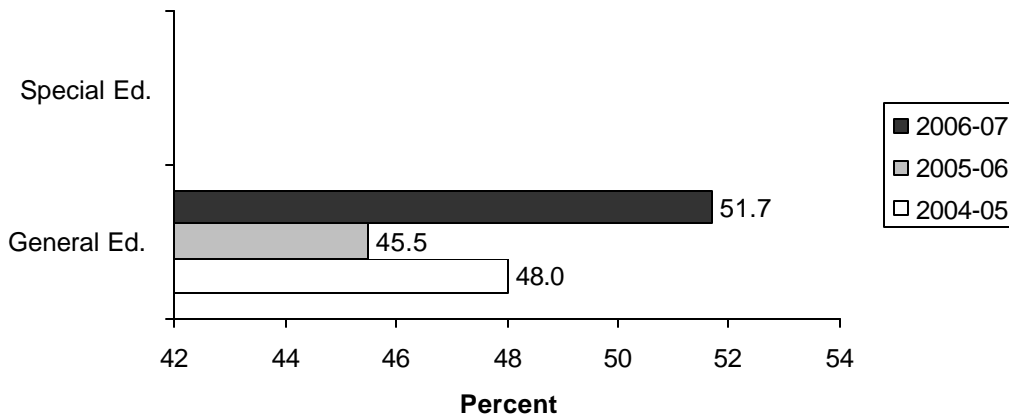
Percent of 10th Grade General Education Students Passing Each Subtest



Mean Holistic Score for Composition



Percent of 10th Grade Students Passing All Subtests



Number of 10th Grade Special Education Students Attempting and Percent Passing Each Subtest

Subtest	2004-2005		2005-2006		2006-2007	
	# Taking	% Passing	# Taking	% Passing	# Taking	% Passing
Reading	6	33.3	13	53.8	4	
Language Arts	6	0	13	38.5	4	
Composition	5	80.0	13	92.3	4	
Mathematics	6	0	13	7.7	4	
Science	6	16.7	14	14.3	4	
Social Studies	6	16.7	14	28.6	4	

Rio Grande High

New Mexico High School Competency Examination: 2005-2007 Three-Year Summary

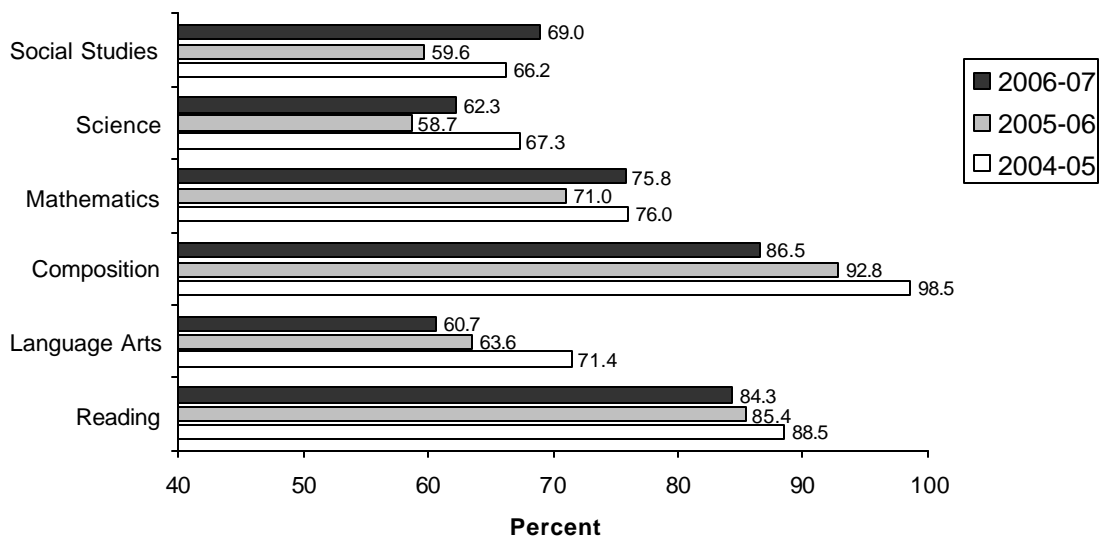
All students in New Mexico public schools must take and pass all six subtests of the High School Competency Examination in order to graduate. Students first take the examination in the 10th grade and may repeat annually any subtest that they fail. Students may repeat subtests up to five years after high school completion with a certificate. For the February 2001 exam, the passing score was raised from 150 to 175 for 10th graders and all first-time test takers.

The 10th grade scores for the past three years are summarized below. Scores for special education students reported here are only for those who took the standard administration, not an accommodated administration.

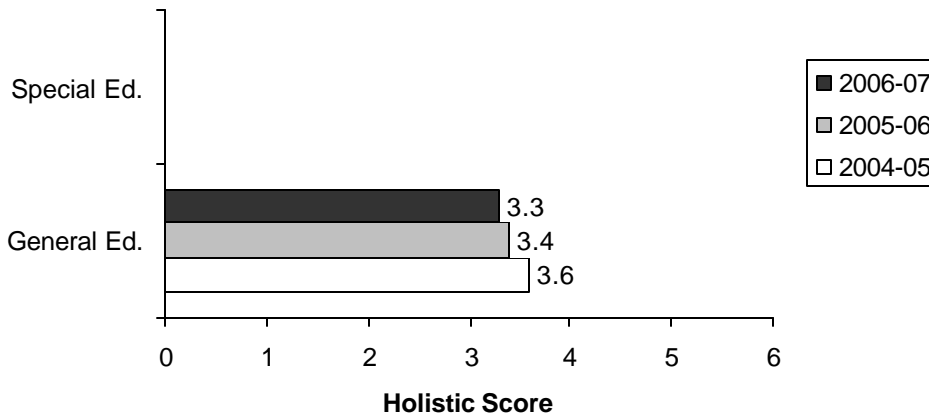
Number of 10th Grade General Education Students Attempting and Percent Passing Each Subtest

Subtest	2004-2005		2005-2006		2006-2007	
	# Taking	% Passing	# Taking	% Passing	# Taking	% Passing
Reading	261	88.5	335	85.4	325	84.3
Language Arts	262	71.4	327	63.6	326	60.7
Composition	261	98.5	332	92.8	319	86.5
Mathematics	262	76.0	335	71.0	327	75.8
Science	260	67.3	334	58.7	329	62.3
Social Studies	260	66.2	334	59.6	329	69.0

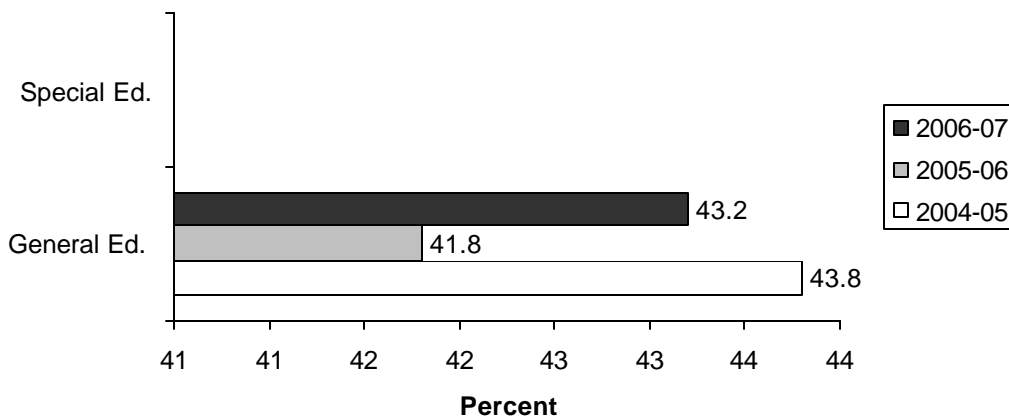
Percent of 10th Grade General Education Students Passing Each Subtest



Mean Holistic Score for Composition



Percent of 10th Grade Students Passing All Subtests



Number of 10th Grade Special Education Students Attempting and Percent Passing Each Subtest

Subtest	2004-2005		2005-2006		2006-2007	
	# Taking	% Passing	# Taking	% Passing	# Taking	% Passing
Reading	2		5	80.0	0	
Language Arts	2		6	16.7	0	
Composition	3		5	40.0	0	
Mathematics	2		6	33.3	0	
Science	2		6	33.3	0	
Social Studies	2		5	20.0	0	

Sandia High

New Mexico High School Competency Examination: 2005-2007 Three-Year Summary

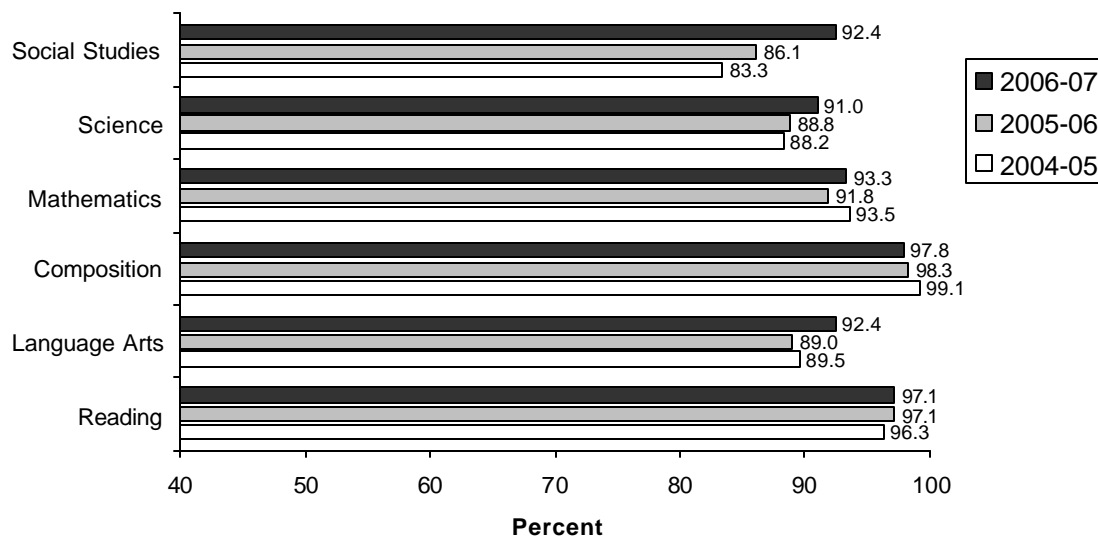
All students in New Mexico public schools must take and pass all six subtests of the High School Competency Examination in order to graduate. Students first take the examination in the 10th grade and may repeat annually any subtest that they fail. Students may repeat subtests up to five years after high school completion with a certificate. For the February 2001 exam, the passing score was raised from 150 to 175 for 10th graders and all first-time test takers.

The 10th grade scores for the past three years are summarized below. Scores for special education students reported here are only for those who took the standard administration, not an accommodated administration.

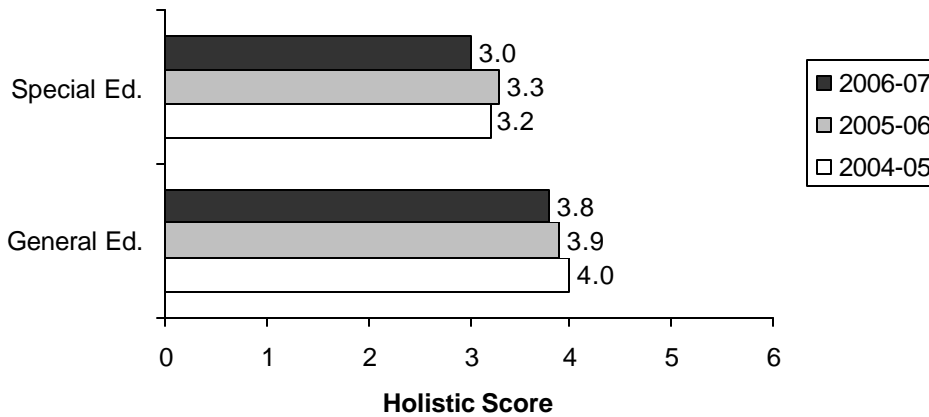
**Number of 10th Grade General Education Students Attempting
and Percent Passing Each Subtest**

Subtest	2004-2005		2005-2006		2006-2007	
	# Taking	% Passing	# Taking	% Passing	# Taking	% Passing
Reading	458	96.3	478	97.1	417	97.1
Language Arts	459	89.5	483	89.0	419	92.4
Composition	457	99.1	474	98.3	414	97.8
Mathematics	459	93.5	478	91.8	420	93.3
Science	458	88.2	482	88.8	420	91.0
Social Studies	462	83.3	482	86.1	420	92.4

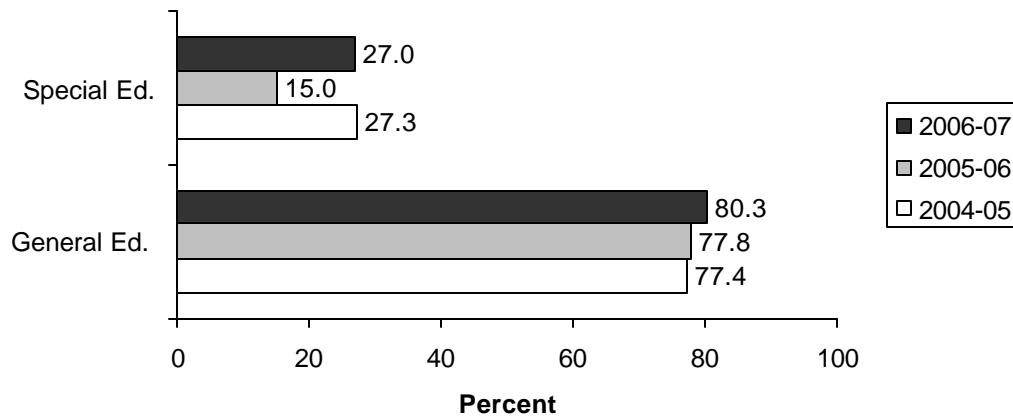
Percent of 10th Grade General Education Students Passing Each Subtest



Mean Holistic Score for Composition



Percent of 10th Grade Students Passing All Subtests



Number of 10th Grade Special Education Students Attempting and Percent Passing Each Subtest

Subtest	2004-2005		2005-2006		2006-2007	
	# Taking	% Passing	# Taking	% Passing	# Taking	% Passing
Reading	71	69.0	24	62.5	67	70.1
Language Arts	71	45.1	25	32.0	67	49.3
Composition	70	98.6	20	90.0	66	68.2
Mathematics	72	51.4	24	37.5	68	51.5
Science	70	45.7	24	45.8	66	50.0
Social Studies	67	49.3	24	25.0	66	54.5

School on Wheels

New Mexico High School Competency Examination: 2005-2007 Three Summary

All students in New Mexico public schools must take and pass all six subtests of the High School Competency Examination in order to graduate. Students first take the examination in the 10th grade and may repeat annually any subtest that they fail. Students may repeat subtests up to five years after high school completion with a certificate. For the February 2001 exam, the passing score was raised from 150 to 175 for 10th graders and all first-time test takers.

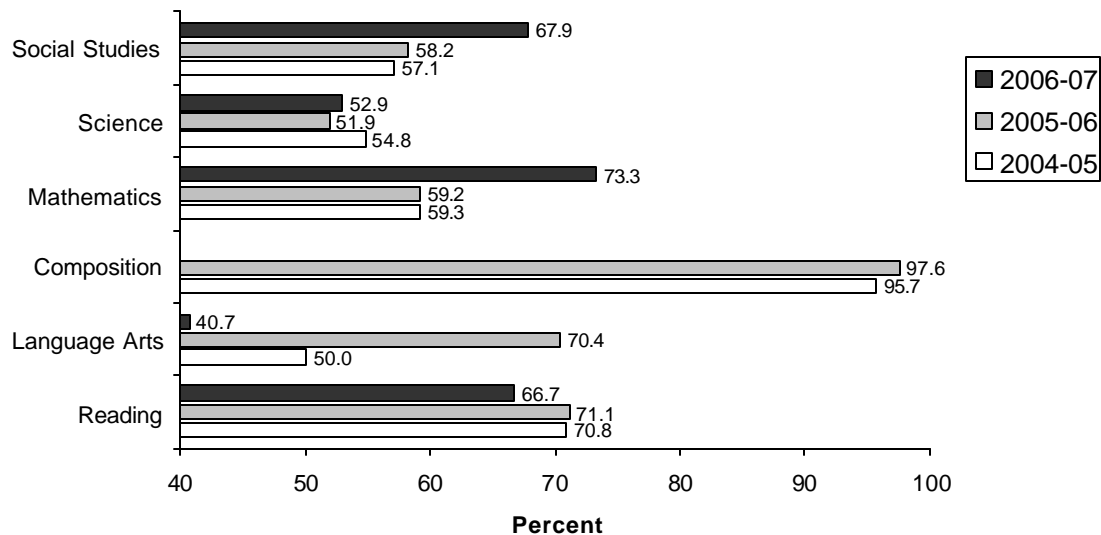
The 10th grade scores for the past three years are summarized below. Scores for special education students reported here are only for those who took the standard administration, not an accommodated administration.

**Number of 10th Grade General Education Students Attempting
and Percent Passing Each Subtest**

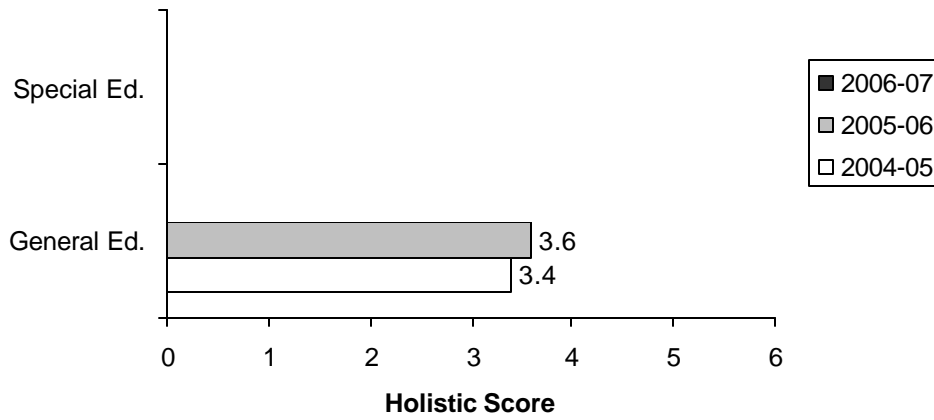
Subtest	2004-2005		2005-2006		2006-2007	
	# Taking	% Passing	# Taking	% Passing	# Taking	% Passing
Reading	24	70.8	45	71.1	24	66.7
Language Arts	26	50.0	54	70.4	27	40.7
Composition	23	95.7	42	97.6	14*	
Mathematics	27	59.3	49	59.2	30	73.3
Science	31	54.8	52	51.9	34	52.9
Social Studies	28	57.1	55	58.2	28	67.9

**Harcourt did not report passing percents unless there was a minimum N of 20.*

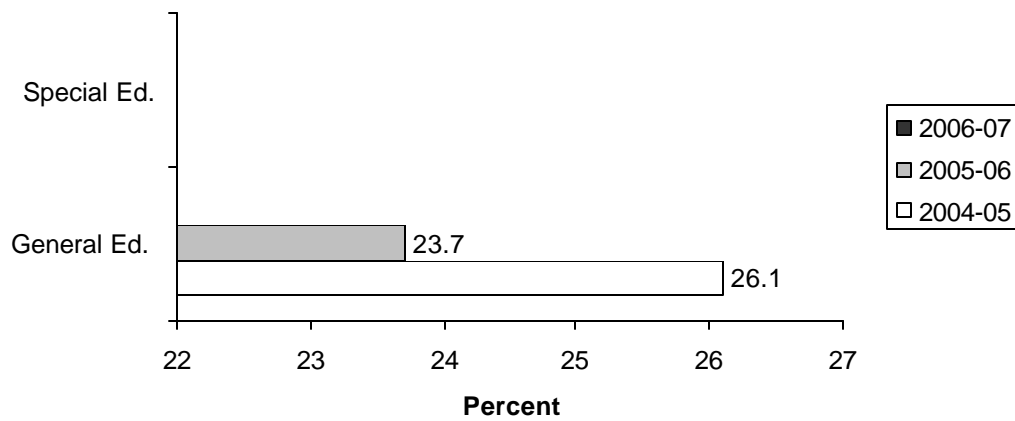
Percent of 10th Grade General Education Students Passing Each Subtest



Mean Holistic Score for Composition



Percent of 10th Grade Students Passing All Subtests



Number of 10th Grade Special Education Students Attempting and Percent Passing Each Subtest

Subtest	2004-2005		2005-2006		2006-2007	
	# Taking	% Passing	# Taking	% Passing	# Taking	% Passing
Reading	3		3		0	
Language Arts	3		3		0	
Composition	2		3		0	
Mathematics	3		3		0	
Science	3		3		0	
Social Studies	3		3		0	

Sierra Alternative

New Mexico High School Competency Examination: 2005-2007 Three-Year Summary

All students in New Mexico public schools must take and pass all six subtests of the High School Competency Examination in order to graduate. Students first take the examination in the 10th grade and may repeat annually any subtest that they fail. Students may repeat subtests up to five years after high school completion with a certificate. For the February 2001 exam, the passing score was raised from 150 to 175 for 10th graders and all first-time test takers.

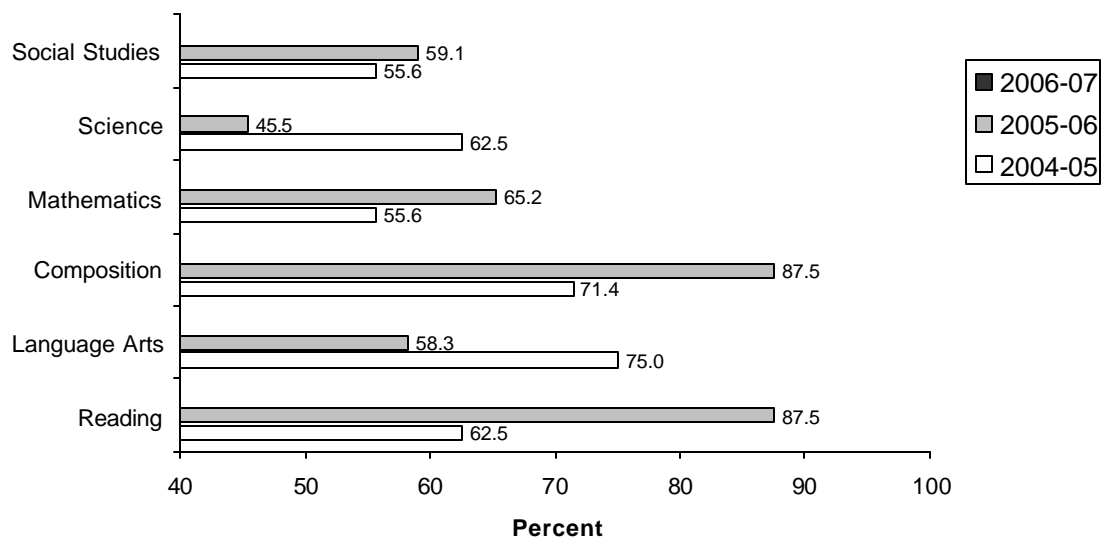
The 10th grade scores for the past three years are summarized below. Scores for special education students reported here are only for those who took the standard administration, not an accommodated administration.

**Number of 10th Grade General Education Students Attempting
and Percent Passing Each Subtest**

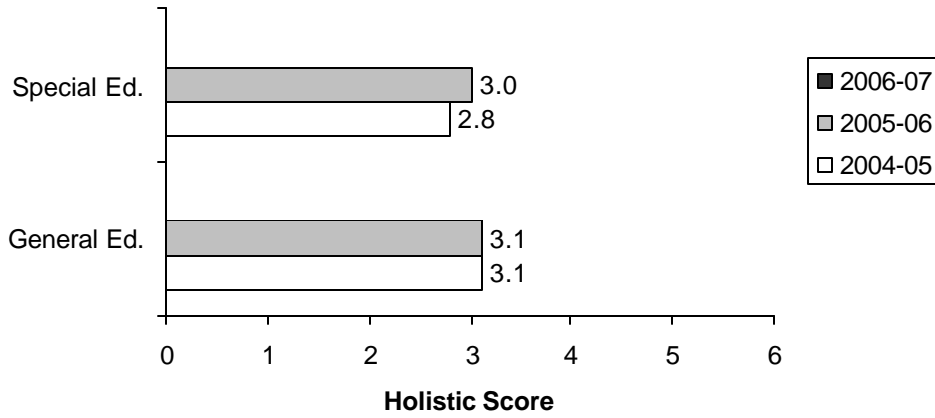
Subtest	2004-2005		2005-2006		2006-2007	
	# Taking	% Passing	# Taking	% Passing	# Taking	% Passing
Reading	8	62.5	24	87.5	15	
Language Arts	8	75.0	24	58.3	15	
Composition	7	71.4	24	87.5	15	
Mathematics	9	55.6	23	65.2	15	
Science	8	62.5	22	45.5	15	
Social Studies	9	55.6	22	59.1	15	

**Harcourt did not report passing percents unless there was a minimum N of 20.*

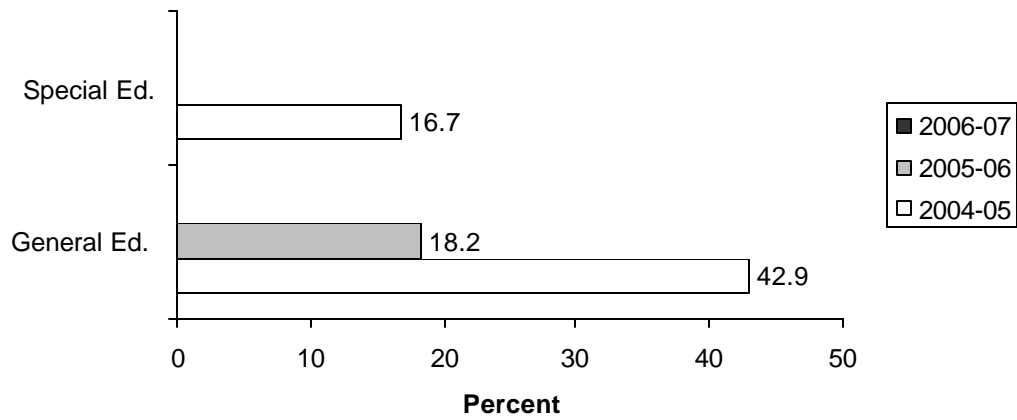
Percent of 10th Grade General Education Students Passing Each Subtest



Mean Holistic Score for Composition



Percent of 10th Grade Students Passing All Subtests



Number of 10th Grade Special Education Students Attempting and Percent Passing Each Subtest

Subtest	2004-2005		2005-2006		2006-2007	
	# Taking	% Passing	# Taking	% Passing	# Taking	% Passing
Reading	8	87.5	9	44.4	8	
Language Arts	9	44.4	11	9.1	8	
Composition	7	71.4	9	88.9	8	
Mathematics	9	22.2	9	0.0	8	
Science	7	71.4	9	11.1	8	
Social Studies	6	66.7	9	22.2	8	

Valley High

New Mexico High School Competency Examination: 2005-2007 Three-Year Summary

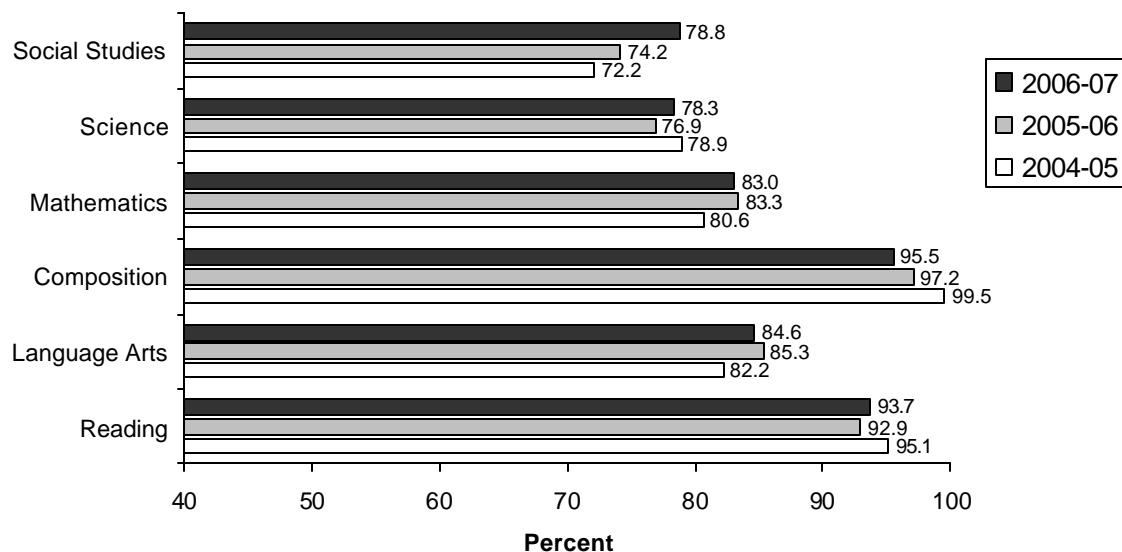
All students in New Mexico public schools must take and pass all six subtests of the High School Competency Examination in order to graduate. Students first take the examination in the 10th grade and may repeat annually any subtest that they fail. Students may repeat subtests up to five years after high school completion with a certificate. For the February 2001 exam, the passing score was raised from 150 to 175 for 10th graders and all first-time test takers.

The 10th grade scores for the past three years are summarized below. Scores for special education students reported here are only for those who took the standard administration, not an accommodated administration.

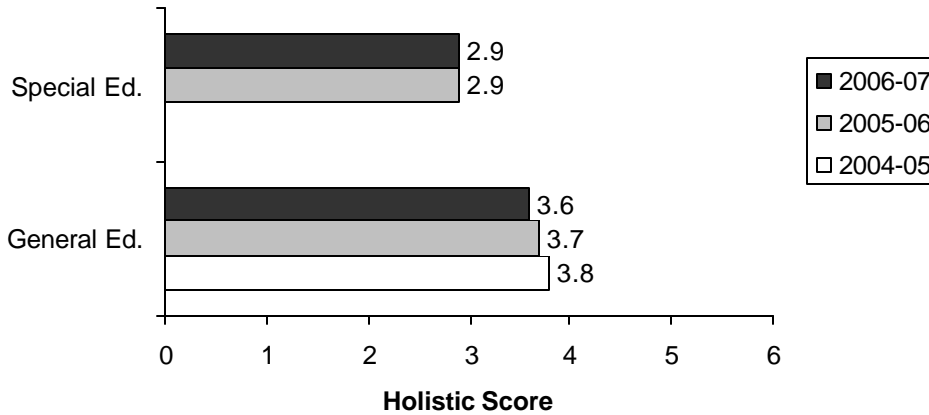
**Number of 10th Grade General Education Students Attempting
and Percent Passing Each Subtest**

Subtest	2004-2005		2005-2006		2006-2007	
	# Taking	% Passing	# Taking	% Passing	# Taking	% Passing
Reading	429	95.1	364	92.9	318	93.7
Language Arts	433	82.2	373	85.3	318	84.6
Composition	428	99.5	360	97.2	311	95.5
Mathematics	439	80.6	378	83.3	318	83.0
Science	435	78.9	373	76.9	323	78.3
Social Studies	435	72.2	376	74.2	321	78.8

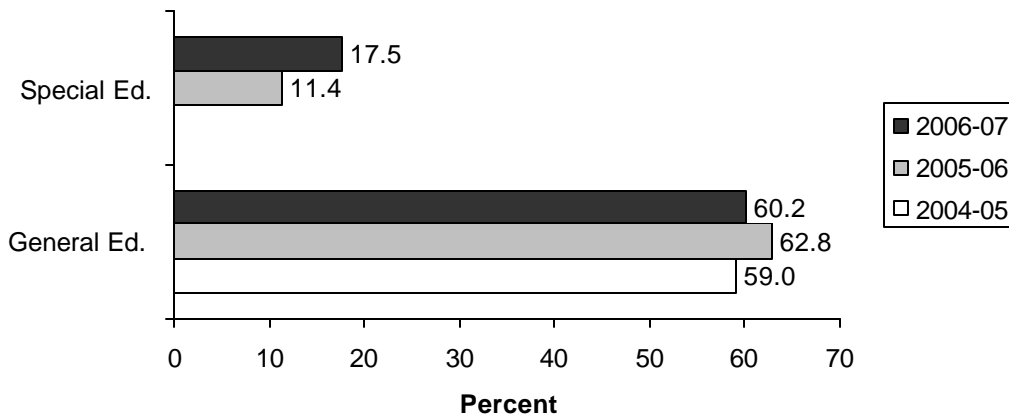
Percent of 10th Grade General Education Students Passing Each Subtest



Mean Holistic Score for Composition



Percent of 10th Grade Students Passing All Subtests



Number of 10th Grade Special Education Students Attempting and Percent Passing Each Subtest

Subtest	2004-2005		2005-2006		2006-2007	
	# Taking	% Passing	# Taking	% Passing	# Taking	% Passing
Reading	0		53	64.2	43	58.1
Language Arts	0		56	21.4	43	34.9
Composition	0		47	87.2	41	63.4
Mathematics	0		52	34.6	42	40.5
Science	0		53	22.6	42	33.3
Social Studies	0		51	35.3	41	43.9

West Mesa High

New Mexico High School Competency Examination: 2005-2007 Three Summary

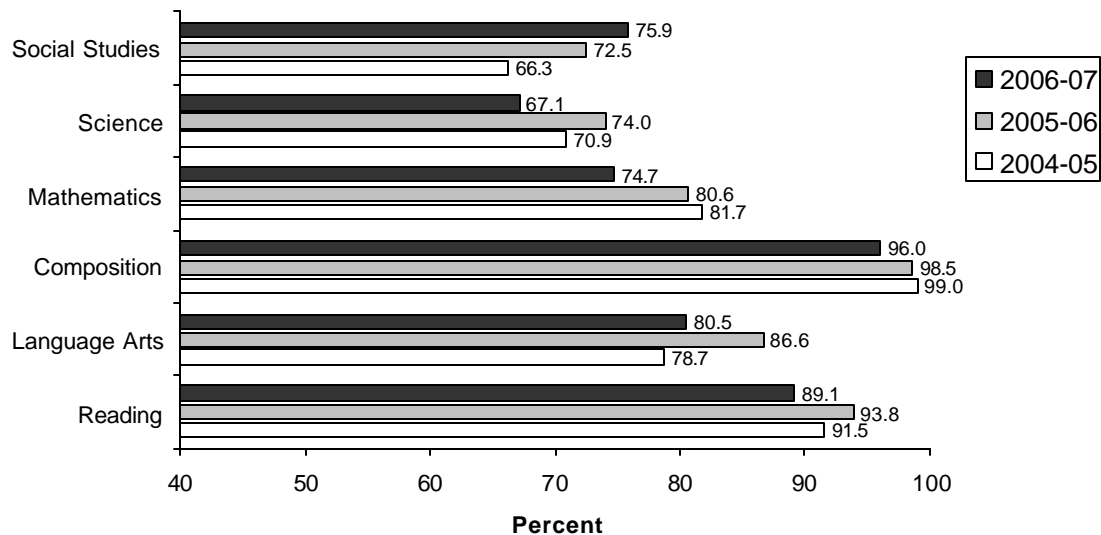
All students in New Mexico public schools must take and pass all six subtests of the High School Competency Examination in order to graduate. Students first take the examination in the 10th grade and may repeat annually any subtest that they fail. Students may repeat subtests up to five years after high school completion with a certificate. For the February 2001 exam, the passing score was raised from 150 to 175 for 10th graders and all first-time test takers.

The 10th grade scores for the past three years are summarized below. Scores for special education students reported here are only for those who took the standard administration, not an accommodated administration.

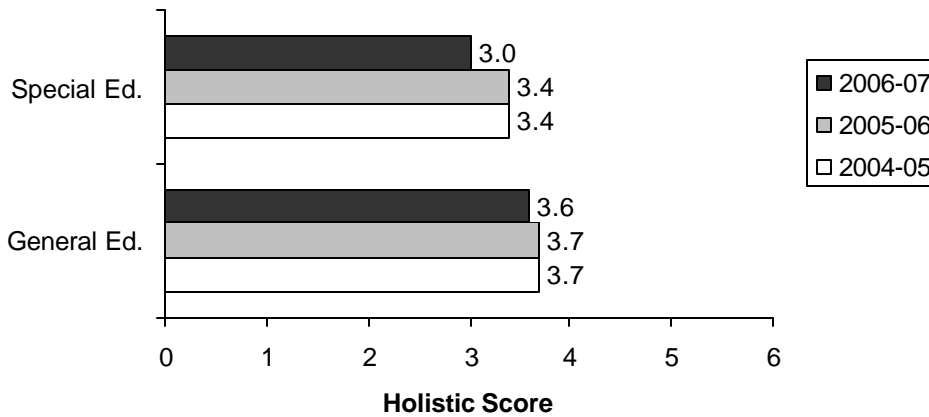
**Number of 10th Grade General Education Students Attempting
and Percent Passing Each Subtest**

Subtest	2004-2005		2005-2006		2006-2007	
	# Taking	% Passing	# Taking	% Passing	# Taking	% Passing
Reading	414	91.5	386	93.8	514	89.1
Language Arts	417	78.7	389	86.6	514	80.5
Composition	401	99.0	395	98.5	478	96.0
Mathematics	420	81.7	386	80.6	518	74.7
Science	419	70.9	392	74.0	514	67.1
Social Studies	415	66.3	393	72.5	515	75.9

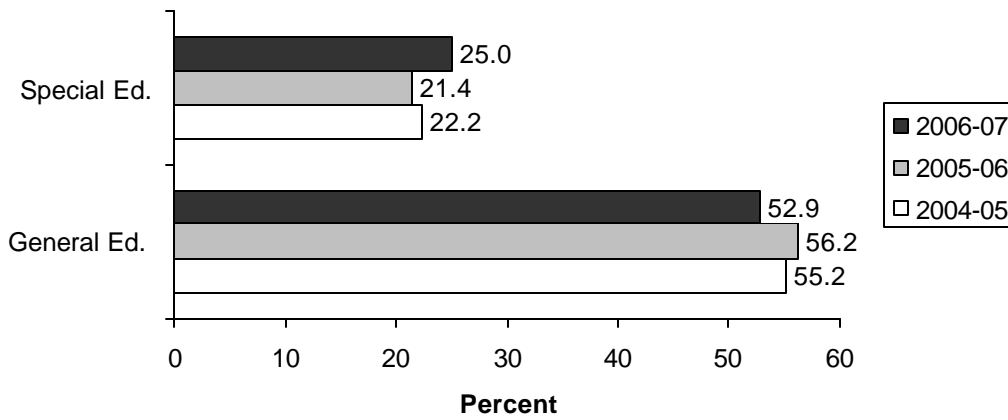
Percent of 10th Grade General Education Students Passing Each Subtest



Mean Holistic Score for Composition



Percent of 10th Grade Students Passing All Subtests



Number of 10th Grade Special Education Students Attempting and Percent Passing Each Subtest

Subtest	2004-2005		2005-2006		2006-2007	
	# Taking	% Passing	# Taking	% Passing	# Taking	% Passing
Reading	14	71.4	14	78.6	27	48.1
Language Arts	13	46.2	15	40.0	27	33.3
Composition	11	90.9	15	100.0	21	66.7
Mathematics	12	50.0	15	26.7	27	29.6
Science	13	46.2	15	60.0	27	33.3
Social Studies	12	50.0	15	40.0	27	44.4

District--White

New Mexico High School Competency Examination: 2005-2007 Three-Year Summary

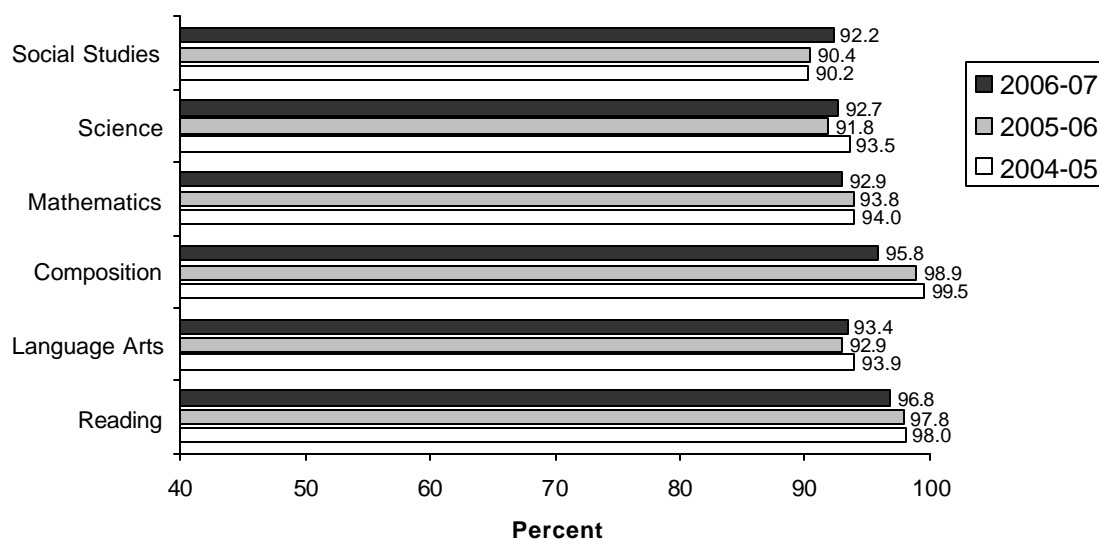
All students in New Mexico public schools must take and pass all six subtests of the High School Competency Examination in order to graduate. Students first take the examination in the 10th grade and may repeat annually any subtest that they fail. Students may repeat subtests up to five years after high school completion with a certificate. For the February 2001 examination, the passing score was raised from 150 to 175 for 10th graders and all first-time test takers.

The 10th grade scores of Whites who took the standard administration for the past three years are summarized below.

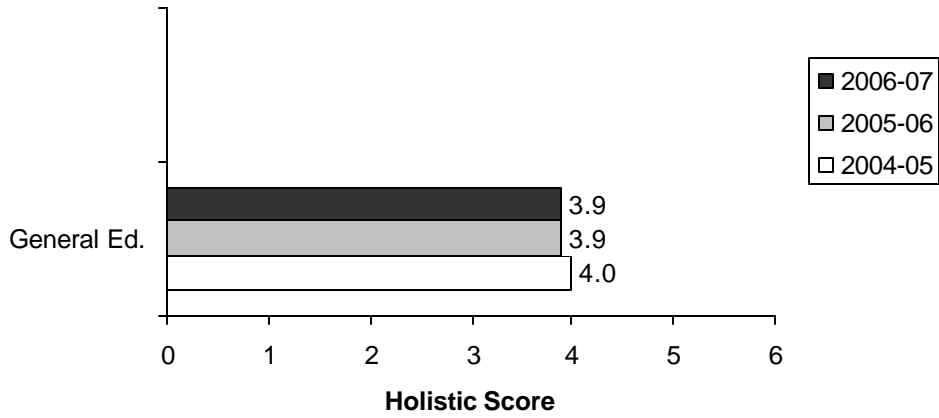
**Number of 10th Grade General Education White Students Attempting
and Percent Passing Each Subtest**

Subtest	2004-2005		2005-2006		2006-07	
	# Taking	% Passing	# Taking	% Passing	# Taking	% Passing
Reading	1893	98.0	1706	97.8	1576	96.8
Language Arts	1898	93.9	1716	92.9	1584	93.4
Composition	1890	99.5	1693	98.9	1571	95.8
Mathematics	1899	94.0	1711	93.8	1582	92.9
Science	1895	93.5	1714	91.8	1587	92.7
Social Studies	1894	90.2	1715	90.4	1582	92.2

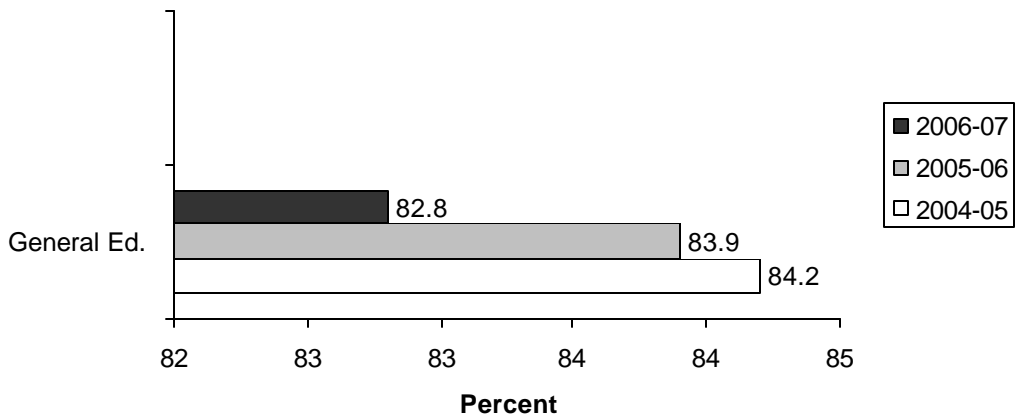
Percent of 10th Grade General Education White Students Passing Each Subtest



Mean Holistic Score for Composition



Percent of 10th Grade Students Passing All Subtests



District--Hispanic

New Mexico High School Competency Examination: 2005-2007 Three-Year Summary

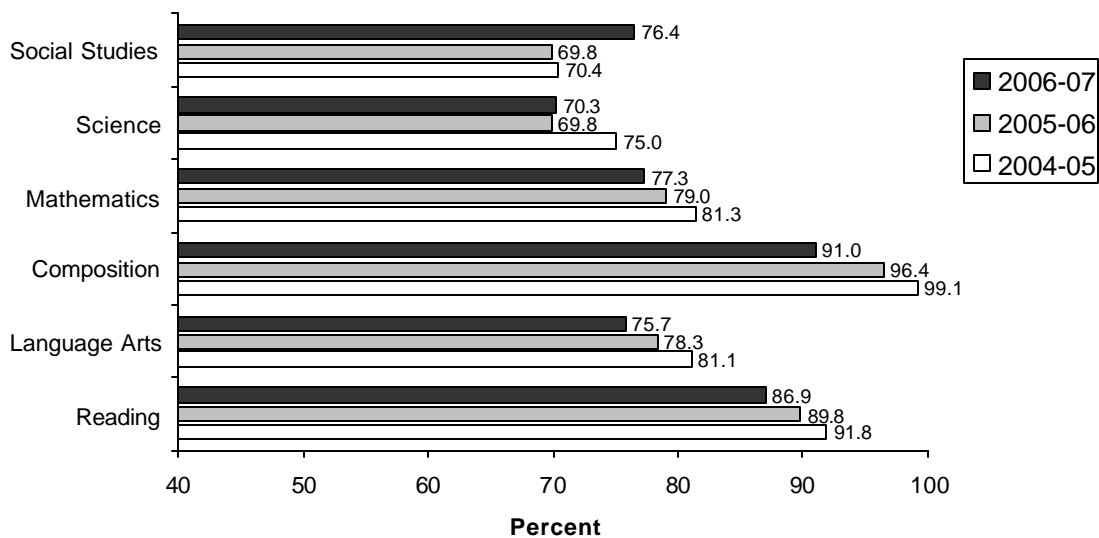
All students in New Mexico public schools must take and pass all six subtests of the High School Competency Examination in order to graduate. Students first take the examination in the 10th grade and may repeat annually any subtest that they fail. Students may repeat subtests up to five years after high school completion with a certificate. For the February 2001 examination, the passing score was raised from 150 to 175 for 10th graders and all first-time test takers.

The 10th grade scores of Hispanics who took the standard administration for the past three years are summarized below.

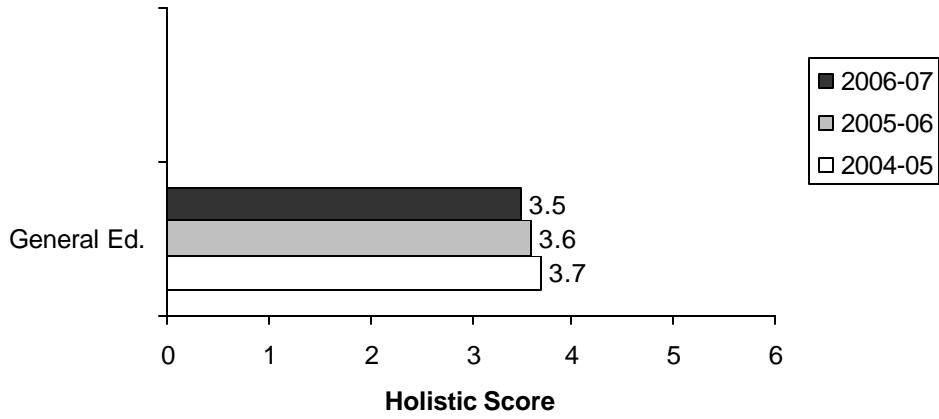
Number of 10th Grade General Education Hispanic Students Attempting and Percent Passing Each Subtest

Subtest	2004-2005		2005-2006		2006-07	
	# Taking	% Passing	# Taking	% Passing	# Taking	% Passing
Reading	2125	91.8	2238	89.8	2353	86.9
Language Arts	2143	81.1	2258	78.3	2373	75.7
Composition	2097	99.1	2210	96.4	2274	91.0
Mathematics	2152	81.3	2256	79.0	2373	77.3
Science	2147	75.0	2264	69.8	2386	70.3
Social Studies	2143	70.4	2269	69.8	2375	76.4

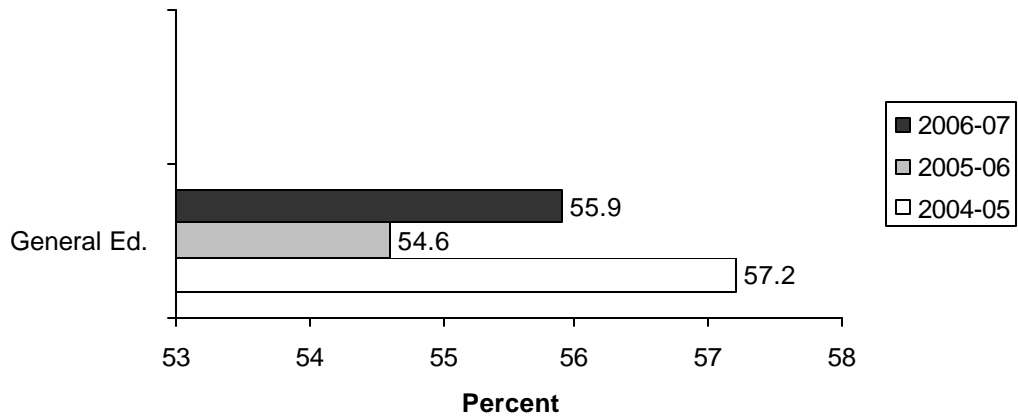
Percent of 10th Grade General Education Hispanic Students Passing Each Subtest



Mean Holistic Score for Composition



Percent of 10th Grade Students Passing All Subtests



District--Black

New Mexico High School Competency Examination: 2005-2007 Three-Year Summary

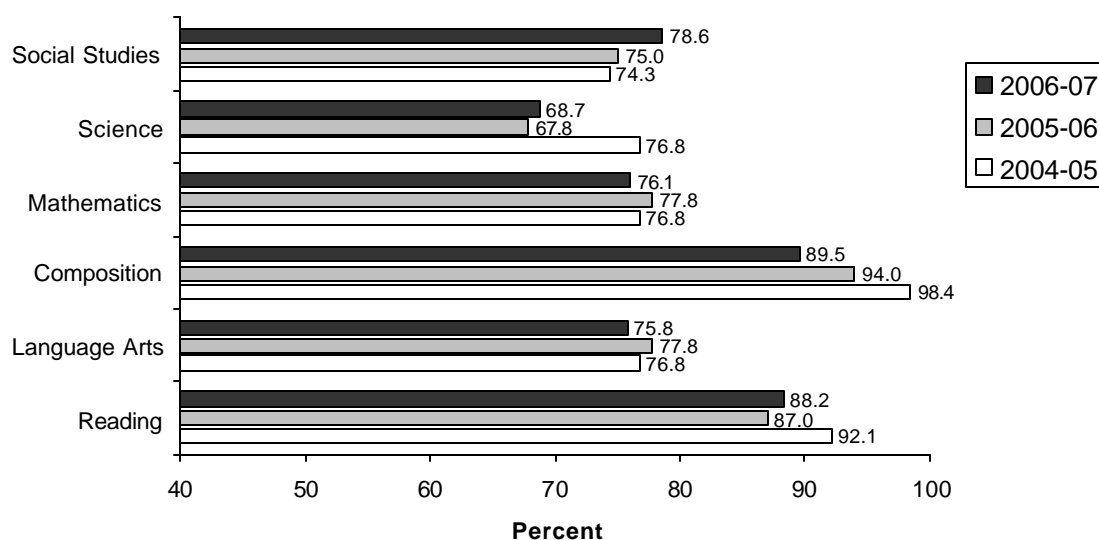
All students in New Mexico public schools must take and pass all six subtests of the High School Competency Examination in order to graduate. Students first take the examination in the 10th grade and may repeat annually any subtest that they fail. Students may repeat subtests up to five years after high school completion with a certificate. For the February 2001 examination, the passing score was raised from 150 to 175 for 10th graders and all first-time test takers.

The 10th grade scores of Blacks who took the standard administration for the past three years are summarized below.

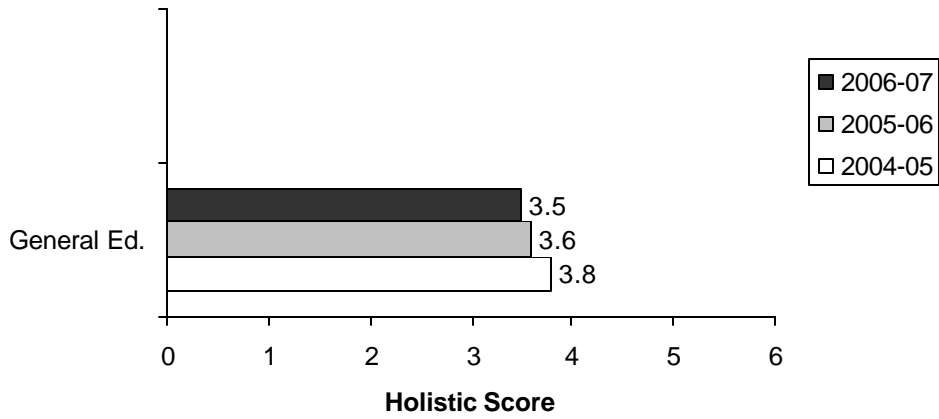
**Number of 10th Grade General Education Black Students Attempting
and Percent Passing Each Subtest**

Subtest	2004-2005		2005-2006		2006-07	
	# Taking	% Passing	# Taking	% Passing	# Taking	% Passing
Reading	190	92.1	169	87.0	195	88.2
Language Arts	190	76.8	171	77.8	198	75.8
Composition	188	98.4	166	94.0	190	89.5
Mathematics	190	76.8	171	77.8	197	76.1
Science	190	76.8	171	67.8	201	68.7
Social Studies	191	74.3	168	75.0	196	78.6

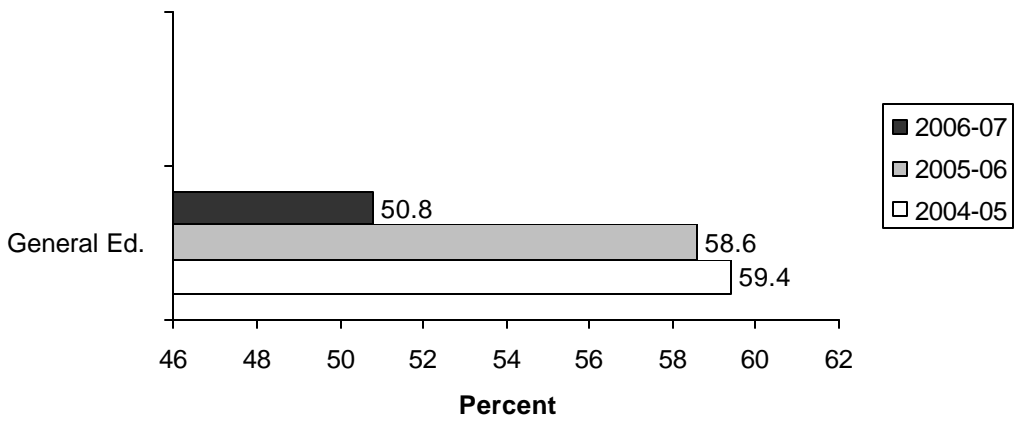
Percent of 10th Grade General Education Black Students Passing Each Subtest



Mean Holistic Score for Composition



Percent of 10th Grade Students Passing All Subtests



District—Native American
New Mexico High School Competency Examination:
2005-2007 Three-Year Summary

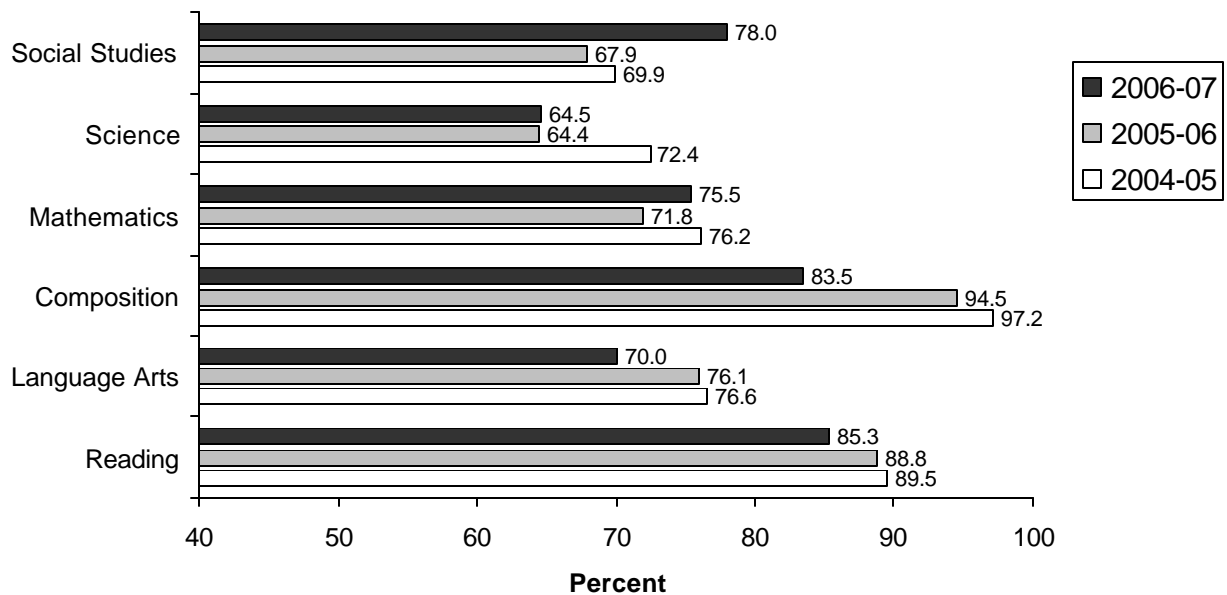
All students in New Mexico public schools must take and pass all six subtests of the High School Competency Examination in order to graduate. Students first take the examination in the 10th grade and may repeat annually any subtest that they fail. Students may repeat subtests up to five years after high school completion with a certificate. For the February 2001 examination, the passing score was raised from 150 to 175 for 10th graders and all first-time test takers.

The 10th grade scores of Native Americans who took the standard administration for the past three years are summarized below.

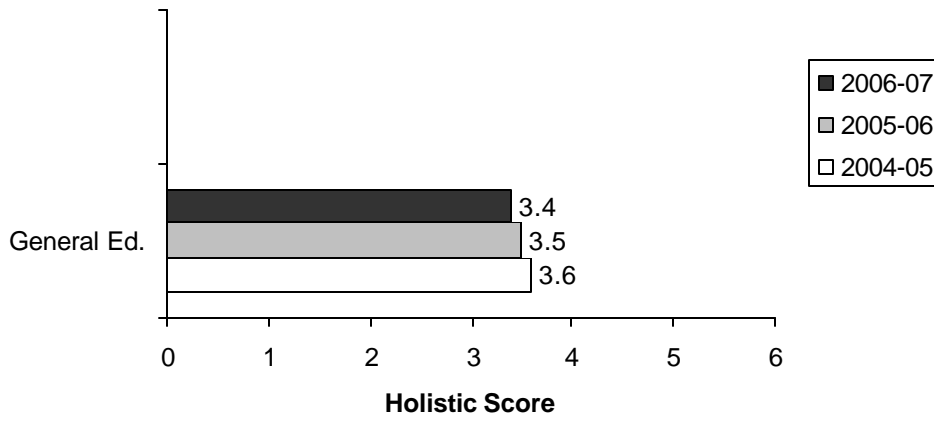
Number of 10th Grade General Education Native American Students Attempting and Percent Passing Each Subtest

Subtest	2004-2005		2005-2006		2006-07	
	# Taking	% Passing	# Taking	% Passing	# Taking	% Passing
Reading	220	89.5	206	88.8	197	85.3
Language Arts	222	76.6	209	76.1	200	70.0
Composition	216	97.2	199	94.5	182	83.5
Mathematics	223	76.2	209	71.8	204	75.5
Science	221	72.4	205	64.4	200	64.5
Social Studies	219	69.9	209	67.9	205	78.0

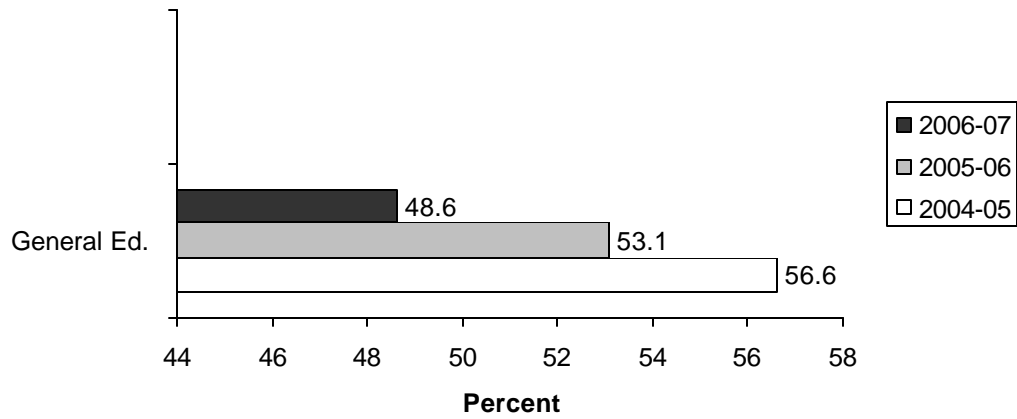
Percent of 10th Grade General Education Native American Students Passing Each Subtest



Mean Holistic Score for Composition



Percent of 10th Grade Students Passing All Subtests



District—Asian
New Mexico High School Competency Examination:
2005-2007 Three-Year Summary

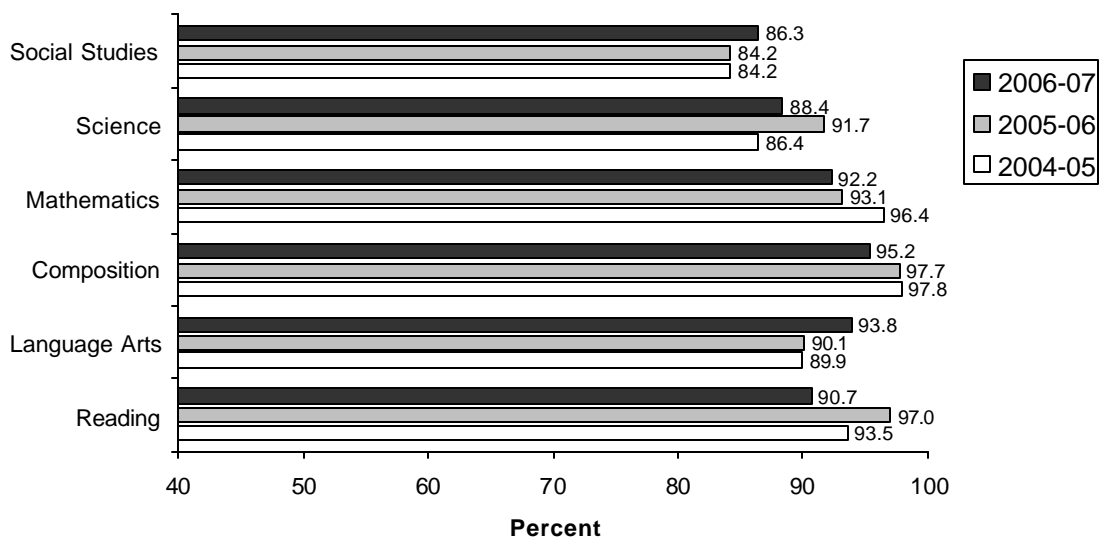
All students in New Mexico public schools must take and pass all six subtests of the High School Competency Examination in order to graduate. Students first take the examination in the 10th grade and may repeat annually any subtest that they fail. Students may repeat subtests up to five years after high school completion with a certificate. For the February 2001 examination, the passing score was raised from 150 to 175 for 10th graders and all first-time test takers.

The 10th grade scores of Asian who took the standard administration for the past three years are summarized below.

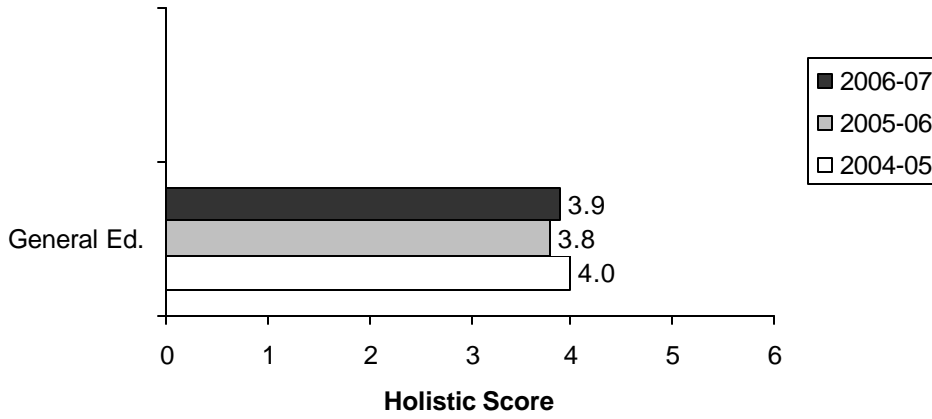
Number of 10th Grade General Education Asian Students Attempting and Percent Passing Each Subtest

Subtest	2004-2005		2005-2006		2006-07	
	# Taking	% Passing	# Taking	% Passing	# Taking	% Passing
Reading	139	93.5	132	97.0	129	90.7
Language Arts	139	89.9	131	90.1	128	93.8
Composition	139	97.8	129	97.7	126	95.2
Mathematics	139	96.4	130	93.1	129	92.2
Science	140	86.4	132	91.7	129	88.4
Social Studies	139	84.2	133	84.2	131	86.3

Percent of 10th Grade General Education Asian Students Passing Each Subtest



Mean Holistic Score for Composition



Percent of 10th Grade Students Passing All Subtests

