


ADDENDUM NO.3

Date: 02/12/21



PROJECT - ECA @ CEC Modernization, Renovation & Addition

807 Mountain Road NE
Albuquerque, NM, 87102

RFP NO. 21-032 RRR
APS PROJECT # 507
NIGP Code: 90927; 90928; 909



TO: ALL BIDDERS OF RECORD

This Addendum forms a part of the Contract Documents and modifies or supplements the Project Manual or the Drawings as indicated below.

All other provisions of the Contract Documents shall remain unchanged. This Addendum is hereby made a part of the Contract Documents to the same extent as those provisions contained in the original documents and all itemized listings thereof.

Each bidder shall acknowledge receipt of the Addendum Number Three (3) on the Bid Proposal Form in the space provided.

GENERAL

- a. Mandatory Pre-Bid Proposal Meeting Agenda – see **Exhibit 01**
- b. Mandatory Pre-Bid Proposal Meeting Attendee List – **Exhibit 02**
- c. The following has been added to the Google Drive site and is provided by APS for Information Only:
https://drive.google.com/drive/folders/1N2c_oVb7DnrR112u7tEcffzCvYG97jLN?usp=sharing
ECA @ CEC Existing Photos from Design Phase prior to Abatement

BID QUESTIONS & CLARIFICATIONS

- a. Sheet LI-011 Enlarged Demolition Irrigation Plan is for Information Only. Per Section 01 3510 1.3 APS will provide landscaping work. GC to coordinate any sleeve locations.



- b. The district is NOT open to allowing a Non-Proprietary Fire Alarm and Intercom System at this site. APS cannot deviate from the APS Standard.
- c. The Statement of Qualifications for General Contractors Form, Section 3: EXPERIENCE asks for contractor's specific experience with reroof projects. As Section 3: EXPERIENCE is the basis for Offeror past performance, we believe this instruction for reroof experience was included in error. Please clarify any modification to the instruction in Section 3: EXPERIENCE within the Statement of Qualifications for General Contractors form.

APS RESPONSE

Yes the re-roof is a holdover from some version of this document. We can take that out.

- d. Since this is a renovation job, there will be utility outages required. For these anticipated power shutdowns, will APS require a fire watch? If a fire watch is required, who is responsible for the fees of the fire watch?

APS RESPONSE

Any cost associated with a Fire Watch should be considered as part of the Base Bid for this Project.

Utility Shutdowns are generally under the 'Means and Methods' purview of the General Contractor regarding time of day and duration; therefore, in the past, if the Fire Protection System is inactive due to construction and a Fire Watch is required by the NFPA, APS has considered a Fire Watch to be the responsibility of the General Contractor, including any necessary fees. However, as long as NFPA requirements are followed, the NFPA provides that trained Employees may act as Fire Watch personnel, and an outside firm is not necessarily required to act as a Fire Watch.

- e. The project is being permitted through CID – Permit Number GENC 2021003448 with a permitting fee of \$132.00.
- f. In Addendum #1 Bid Form Appendix C – Combined List of Subcontractors, do NOT include the names of suppliers who are over the threshold, only include Subcontractors.

STRUCTURAL CLARIFICATIONS

- a. Number of load tests required is 33. One per foundation cap that has micro piles.
- b. Loading requirements for micro piles can be found on S-001
- c. G.S.N Micro Pile Notes. Calls for Ultimate capacity = 90 kips.
- d. The Design Load shall be per micro pile designer.

SPECIFICATIONS

Section 08 7100 – Finish Hardware

- a. At Hardware Set 09: DELETE Door 147.
- b. ADD Hardware Sets 20.1 and 32, see **Exhibit 03**.

Section 09 3000 – Ceramic Tile



- a. DELETE 1.2.A.1. Porcelain ceramic floor tile was deleted from this project.

Section 10 4250 Signs

- a. At 2.3 A. 1.b.ii. ADD "Restroom signage shall be 8"x 8" All other room signage dimensions shall be 3" x 5"."
- b. At 2.4.A, REPLACE text with the following:
"A. Flat Cut Aluminum Letters. 1/4" or 3/8" thickness is acceptable. Each letter may need to be cut from multiple sheets. If the letters require a seam, the seam shall run horizontal and through the center of the letter. Exact location shall be coordinated with Architect through shop drawings."

Section 23 0593 – Test, Adjusting, and Balancing of Mechanical Systems

- a. CLARIFICATION – TAB will be provided by APS. This section is for the mechanical and controls subcontractors to know how to coordinate with the TAB Agency.

Section 23-0500 – Common Work Requirement for HVAC

- a. Add to end of Section 1.10.A - "In addition to any service/repair/replacement required to warrant the system, Contractor is responsible for performing ALL manufacturer-recommended maintenance during the warranty period (filter/belt changes, cleaning, lubrication, etc.)."

DRAWINGS

A-103

- a. ADD "General Note "L. UNLESS NOTED OTHERWISE, ALL EQUIPMENT AND APPLIANCES ARE TO BE CONTRACTOR FURNISHED AND CONTRACTOR INSTALLED."
- b. KN 14 – Clarification – The washer and dryer are new.
- c. KN 23. Clarification on Trench Covers in Vocational 119 and Vocational 122. Trenches are existing and GC is responsible for new trench covers.

A-104

- a. DELETE KN 2 text and replace with "AMERICAN DRAPERY SYSTEMS COMMERCIAL GRADE ALUMINUM CURTAIN TRACK."

A-105

- a. Delete Keynote 7 from Hall H114

A-601

- a. Clarification. All doors that are part of the Door Schedule (Existing Doors) and Door Schedule (New Doors) shall receive new signage. All room names and numbers will be finalized through shop drawings.

Sheet EP101 – Power Floor Plan

- a. DELETE keyed note #1.
- b. **Question** - Sheet EP101 KN1 references "Existing Electrical Robotics Lab panel "RL"... however, there is no KN1 depicted on the drawing. Please clarify.
Answer – This note will be changed to "NOT USED".
- c. **Question** - Sheet EP101 KN13 - Who provides motorized projection screen and switch(s)?



Answer – As with all APS projects, all IT, AV, Security equipment is provided by APS and Sound and Signal. The electrical contractor is responsible for rough-in and circuit provisions for connection. Coordinate with APS in field.

Sheet EP131 – Electrical Roof Plan

- a. **Question** - Sheet EP131 KN1 - What is the motor starter size for each ERV 1 ,2 &3? Neither Mechanical or Electrical plans provide this information.

Answer – As indicated on the keyed note the contractor is responsible for coordinating the required NEMA size based on the NEMA standards per the rated horsepower and voltages. Coordinate with Mechanical in field.

Sheet ET101 – Special Systems Floor Plan

- a. **Question** - Sheet ET101 GN A - How many electrical power control connections shall the EC include in their bid? The plans provide no quantity as to how many of these items detailed in General Note A must be accounted for in the EC's price.

Answer – In General the control power connections involve all mechanical controllers, special systems controllers and shall be coordinated with the mechanical plans and sound and signal.

- b. **Question** - Sheet ET101 GN M - Please provide Sound & Signal Fire Alarm drawings. General note M says to "refer to Sound and Signal fire alarm drawings for additional backbox and conduit system rough-in requirements".

Answer – The Sound and Signal drawings have been provided per the addendum.

Sheet E601 – Electrical Diagrams

- a. ADD the following clarification to the load summary “NOTE: ALL EXISTING PANEL LOADS WILL REMAIN THE SAME. DEVICES AND CIRCUITS SHOWN TERMINATING ON THE EXISTING PANELS ARE A DIRECT REPLACEMENT OF THE EXISTING LOADS AND WILL NOT INCREASE THE EXISTING PANEL LOADS. ALL LOADS FOR THESE PANELS REPLACE THE EXISTING LOADS ONE FOR ONE.”

Sheet E602 – Grounding Diagram

- a. **Question** -Sheet E-602 KN5 - How do we provide concrete encased NGE in the building foundation if the building foundation is already poured? NEC has an exception for this requirement in existing buildings, will this exception be recognized by the design team?

Answer – The exception will be recognized. Most of the electrical distribution systems are existing and this condition will not apply.

- b. **Question** - Sheet E-602 KN6 - Does the EE require each column of the existing 1st floor structural steel be bonded to grounding electrode system? Is it acceptable for EC to bond to accessible structural steel there possible to meet this requirement?

Answer – The existing first floor would not be included in this as it is existing. Provide bonding to accessible structural steel on second level.

- c. **Question** - Sheet E-602 KN17, KN18, and KN19 - Do these Keyed Notes apply to this project? Keyed notes 17, 18, & 19 are not shown on the sketch. Lightning Protection system is referenced in the specifications, div 26 and 27 however, there is not Lightning Protection system detailed in the plan sheets.

Answer – Lightning Protection is not required.

Sheet E701 – Electrical Schedules

- a. **Question** - Sheet E-701 provides no panel schedule information for any of the existing panelboards required to remain in the project. How do we demonstrate to the AHJ that the existing panelboard is capable of handling the new load without panel schedule information and load calculations?



Answer – The new circuits indicated that homerun to the existing panels are a direct replacement of the existing loads in the panel. No new loads will be added to the existing panels. Refer to revised one line diagram for clarification.

Sheet PV-100 - Photovoltaic Calculations

- a. CHANGE last sentence of KN S to read “SEE GENERAL SHEET NOTE I ON A-107.”

Prior Approvals

ELECTRICAL

The following manufacturers’ equipment may be considered for use on this project (they have received prior approval subject to the following): The Engineer may allow minor deviations subject to the Engineer’s judgment as to whether such deviations would detract from the quality, reliability or function of the equipment. The equipment manufacturer shall be responsible for any and all redesign required to accommodate their equipment. All drawings and calculations detailing the deviations from the plans and specifications shall be submitted to the Engineer with the shop drawings for approval. Prior approval of other manufacturers’ equipment shall in no way relieve the Contractor of responsibility for submitting the specified shop drawings for approval or complying fully with all provisions of the specifications and drawings. If prior approved equipment is used, the contractor shall, at their own expense, make any changes or additions in the structures, piping, electrical, etc. as necessary to accommodate the equipment. If engineering is required due to substitution of prior approved equipment, the contractor shall furnish and pay for all such engineering services. No qualifications or exceptions listed in prior approval submittals shall in any way alter or serve as substitute provisions relative to this contract.

FIXTURE TYPE MANUFACTURER

EM	EVENLITE
EX1	EVENLITE
KLS	HE WILLIAMS
L22	HE WILLIAMS
L24	HE WILLIAMS
M24	HE WILLIAMS
PLB	LUXILUMINAIRE
RD2	HE WILLIAMS
SP4	LUXILUMINAIRE
SP8	LUXILUMINAIRE
SR4	LUXILUMINAIRE
SR6	LUXILUMINAIRE
SR7	LUXILUMINAIRE
SR8	LUXILUMINAIRE
SR9	LUXILUMINAIRE
SRL	LUXILUMINAIRE
SW2	SONARY
SW3	SONARY
SW4	SONARY

INDIVIDUAL LIGHTING CONTROLS MAY BE SUBSTITUTED, HOWEVER THE RELAY LIGHTING CONTROLS SHALL BE AS SPECIFIED, “NO EQUAL”.



This addendum consists of twelve (12) written pages including three (3) exhibits.

- A. Exhibit 01 - 2 pages
- B. Exhibit 02 - 3 pages
- C. Exhibit 03 - 1 page

Each bidder shall acknowledge receipt of this Addendum No. Three (3) on the Bid Proposal form in the space provided.

END OF ADDENDUM No. 3

Cherry/See/Reames Architects, PC

By _____
Tina M. Reames, FAIA, President

ECA @ CEC Modernization, Renovation and Addition

February 10, 2021

Pre-Proposal conference | RFP No. 21-032 RRR

1. **Welcoming Remarks**..... **Patrick Arguelles** | ECA/ CEC Principal
2. **Procurement Rules**.....**Robert Rodarte** | APS Procurement Officer
 - a. Mandatory sign-in (sign in on the chat function)
 - b. Key dates
 - c. Issuance of addenda
 - d. Procedures for directing [and the last day for] written questions
 - e. Deadline
 - f. Proposal Evaluation
3. **Overview of Scope**..... **Tina Reames, CSR Architects** | Architect of Record
 - a. Base Bid
 - a. **RENOVATION** - Renovate the original, 1975 building, including modernization of systems (LED lighting, power, data, special systems, windows, restrooms, and finishes), replace existing HVAC with VRF system, and ADA upgrades.
 - b. **REMODEL** -
 - a. **ADMIN AND RECEPTION AREA** - remodel the administration and reception area, and include a secure main entrance. The administration remodel increases efficiency which results in net gain of instructional space
 - b. **CLASSROOM 112 / COSMETOLOGY** - level the tiered lecture classroom 112, which allows expansion / reconfiguration of Cosmetology program into this space. This reconfiguration also accommodates the new stairs to the proposed addition.
 - c. **SHARED OFFICE SPACES** - Additional space modifications include reduction of private offices and inclusion of teacher home-bases.
 - d. **CAFE** - light remodel of the school's Café for increased efficiency.
 - c. **ADDITION** - Add a 2nd story addition (approximately 13,860 GSF) including 2 nursing classrooms, 1 nursing lab, and 5 general classrooms. See plans for additional spaces included.
 - d. **SITWORK** - sitework required for footings, utilities, egress, new secure entry, and mechanical yard extension.
 - e. **NEW ROOF** – Remove and replace existing roofing system on the remaining 1975 portion of the building.
 - f. **PHOTOVOLTAIC SYSTEM** – New PV array on roof (not including the roof completed in 2014).
 - b. Bid Lots
 - a. **BID LOT #1** – Nursing Headwall Mock Equipment
 - b. **BID LOT #2** – Stucco color coat of Existing Building (stucco patch and finish to match adjacent is in the Base Bid if this Bid Lot is not accepted)
 - c. **BID LOT #3** – ECA @ CEC Signage including associated steel members
 - c. Additional Items
 - a. **Micropiles** – These are to be designed by the manufacturer. Additional Information has been provided in Addendum 2
 - b. **Power Outages** – We understand that power outages will need to occur; however, protection of the Planetarium equipment is a concern. This equipment requires short outages and a minimum of 72 hours’ notice prior to the outage.

- c. **Abatement** - The building will have been abated by the time the Notice to Proceed is issued. We will provide more information via Addendum regarding the impact on the bid and scope of work.
 - d. **Addenda** - Two have been issued and we believe we will have at least two more.
- 4. **T&B/ CmX, HVAC Warranty**..... **Tony Sparks** | APS Manager Sustainability
 - 5. **Special Systems** **Tony Otero** | APS EICD Div Manager
 - 6. **Site Walks – Contact Patrick Arguelles; 505-252-0225 arguelles@aps.edu**
 - 7. **Questions + Answers**

Project: ECA @ CEC Modernization, Renovation & Addition – 807 Mountain Road NE Albuquerque, NM, 87102

RFP NO: 21-032 RRR **APS Project:** 507 **NIGP Code:** 90927; 90928; 909

Meeting: Mandatory Pre-Bid Proposal Meeting

Date: February 10, 2021 – 10:00pm

Name		Company		Phone		Email	
Tina Reames		Cherry See Reames Architects, PC		505-842-1278		tmreames@cherryseereames.com	
Steve Mora		Cherry See Reames Architects, PC		505-842-1278		smora@cherryseereames.com	
Rebekah Bellum		Cherry See Reames Architects, PC		505-842-1278		rbellum@cherryseereames.com	
Michael McDonald		Pavilion Construction (GC)		505- 219-5408		mmcdonald@pavilionconstruction.com	
Caitlin Britch		Pavilion Construction (GC)				cbritch@pavilionconstruction.com	
Robert Muriel		Pavilion Construction (GC)		505-219-5396		rmuriel@pavilionconstruction.com	
Chris Weil		Weil Construction				Chris@weilconstruction.com	
Tim Zagar		Weil Construction		505-899-3535		tim@weilconstruction.com	
Chris McMahan		Weil Construction					
Azlynn Franken		Franken Construction				azlynnfranken@frankenconstruction.com	
Mike Lucero		Franken Construction				mikelucero@frankenconstruction.com	
Mark Carroll		Franken Construction		505-429-0810		markcarroll@frankenconstruction.com	
Xavier Armijo		Franken Construction					
Andy Thompson		Thompson Construction, Inc.		505-856-1412		Andy@tci-nm.com	
Dennis Thompson		Thompson Construction, Inc.		505-856-1412		dennis@tci-nm.com	
Zach Thompson		Thompson Construction, Inc.		505-856-1412		zach@tci-nm.com	
Allie Moore		Thompson Construction, Inc.		505-856-1412		allie@tci-nm.com	

220 gold avenue sw, albuquerque, nm 87102 505-842-1278 fax 505-766-9269

Name		Company		Phone	Email
Steve Garcia		Brycon Construction			sgarcia@brycon.com
Jesus Hernandez		Brycon Construction			jhernandez@brycon.com
Martin Lovato		Khapo Construction		505-401-3926	m.lovato@khapsconstruction.com
Kara Tafoya		Khapo Construction		505-401-3926	k.tafoya@khapsconstruction.com
Julia Ellis		HB Construction		505-856-0404	bids@hbconstruction.com
John Pike		Yearout Mechanical			
Gabe Saavedra		A-Com Technologies			gabes@a-comtech.com
Rachelle Ray		RMR Consulting			Rachelle@rmrconsult.com
Denise Hammer		APS Staff Architect		505-975-6248	denise.hammer@aps.edu
Ryan Parks		APS FD+C Staff Architect			ryan.parks@aps.edu
Tymn Waters		APS FD+C			tymn.waters@unm.edu
Tony Sparks		APS			tony.sparks@aps.edu
Tony Otero		APS			tony.otero@aps.edu
Robert Rodarte		APS Procurement			robert.rodarte@aps.edu
Patrick Arguelles		ECA @ CEC Principle		505-252-0225	arguelles@aps.edu
Larry "Ty" Perry Jr.		EPPX Construction LLC			
Courtney Sunderland		EPPX Construction LLC			csunderland@eppxconstruction.com
Derick Dodd		Banker Building Products			ddodd@bankerinsulation.com

220 gold avenue sw, albuquerque, nm 87102 505-842-1278 fax 505-766-9269














Name	Company	Phone	Email
Dante Gonzalez	Bradbury-Stamm Construction (GC)	505-765-1200	bids@bradburystamm.com
Lawrence Peterson	Bradbury-Stamm Construction (GC)	505-238-8909	lpeterson@bradburystamm.com
Caitlin Purigraski	Smith Engineering		caitlinp@smithengineering.pro
Don Aragon	VA Electric.	505-433-5885	Don@vaelectricinc.com
Keith Whale	Coronado		
Alicia Sierra	High Desert Roofing		
Abble Creson	Drill Tech Drilling & Shoring	972-853-0900	abble.creson@drilltechdrilling.com
Justin Schara	HMCg		jschara@highmesacg.com
Paul Norris	Enterprise Builders	505-264-3940	pnorris@ebnm.com
Lee Hopkins	Micropile Foundations		lhopkins@ramjacknm.com
Jaclyn Broderick	Jaynes Corporation	505-345-8591	Jaclyn.broderick@jaynescorp.com

220 gold avenue sw, albuquerque, nm 87102 505-842-1278 fax 505-766-9269

HARDWARE SET: 20.1

DOOR NUMBER:
149B




EACH TO HAVE:

6	EA	HINGE	5BB1 4.5 X 4.5 NRP		630	IVE
2	EA	MANUAL FLUSH BOLT	FB458		626	IVE
1	EA	DUST PROOF STRIKE	DP1		626	IVE
1	EA	STOREROOM LOCK	ND96P6D RHO 14-042		626	SCH
1	EA	PERMANENT CYLINDER	20-765 PRIMUS		626	SCH
1	EA	LOCK GUARD	LG13		630	IVE
1	EA	OH STOP	90S		630	GLY
1	EA	4050A SCUSH TB	4050A SCUSH TBSRT X SRI		689	LCN
1	EA	RAIN DRIP	142A X D.W. +4"		AA	ZER
1	SET	SEALS	8303AA X D.S.		AA	ZER
1	EA	ASTRAGAL	44SP X 188S X D.H.		600	ZER
2	EA	DOOR SWEEP	39A X D.W.		A	ZER
1	EA	THRESHOLD	8655A X D.W.		A	ZER

HARDWARE SET: 32

DOOR NUMBER:
H116A

EACH TO HAVE:

1	EA	PANIC HARDWARE	2103-1703A		630	PRE
1	EA	RIM CYLINDER	20-757 PRIMUS		626	SCH
1	EA	GATE CLOSER	TB-200		BLK	LKY
BALANCE OF HARDWARE BY GATE MANUFACTURER						