

APS Multi-Media Library

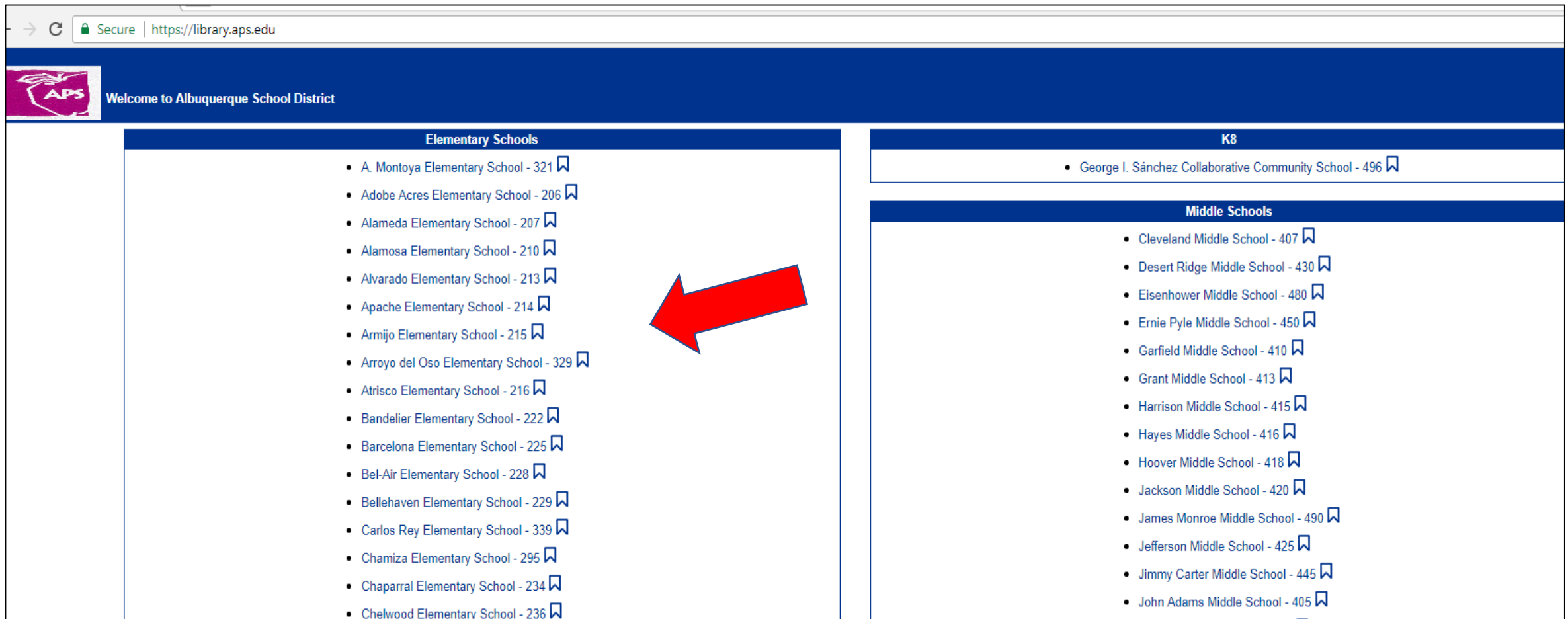
Reserve DVDs from the APS Multi-Media Library and have them delivered to your school through inter-office mail.

For assistance, contact:

Sara Sabol
848-8882
sabol@aps.edu

Step 1: Go to your School's Library Catalog

- If you don't know how to get there, go to <https://library.aps.edu> and choose your school from the list.



The screenshot shows a web browser window with the URL <https://library.aps.edu>. The page header includes the APS logo and the text "Welcome to Albuquerque School District". The main content is divided into three sections: "Elementary Schools", "K8", and "Middle Schools". Each section contains a list of schools with their respective IDs and a bookmark icon. A large red arrow points to the "Elementary Schools" list.

Elementary Schools

- A. Montoya Elementary School - 321
- Adobe Acres Elementary School - 206
- Alameda Elementary School - 207
- Alamosa Elementary School - 210
- Alvarado Elementary School - 213
- Apache Elementary School - 214
- Armijo Elementary School - 215
- Arroyo del Oso Elementary School - 329
- Atrisco Elementary School - 216
- Bandelier Elementary School - 222
- Barcelona Elementary School - 225
- Bel-Air Elementary School - 228
- Bellehaven Elementary School - 229
- Carlos Rey Elementary School - 339
- Chamiza Elementary School - 295
- Chaparral Elementary School - 234
- Chelwood Elementary School - 236

K8

- George I. Sánchez Collaborative Community School - 496

Middle Schools

- Cleveland Middle School - 407
- Desert Ridge Middle School - 430
- Eisenhower Middle School - 480
- Ernie Pyle Middle School - 450
- Garfield Middle School - 410
- Grant Middle School - 413
- Harrison Middle School - 415
- Hayes Middle School - 416
- Hoover Middle School - 418
- Jackson Middle School - 420
- James Monroe Middle School - 490
- Jefferson Middle School - 425
- Jimmy Carter Middle School - 445
- John Adams Middle School - 405

Step 2: Log in

- Click “Log in” in the upper right corner.
(If your school library catalog doesn’t look like this, go on to the next slides, *Step 2a. Log in on Destiny Discover* or *Step 2b. Log in on Destiny Quest*.)

The screenshot shows a web browser window with the URL <https://library.aps.edu/common/servlet/presenthomeform.do?l2m=Home&tm=Home>. The page header is dark blue with the APS logo on the left and navigation links for "Home" and "Catalog". In the top right corner, a "Log In" button is circled in red. A large red arrow points from the right side of the page towards the "Log In" button. The main content area is white and features the "Coronado Elementary School Library" title and a welcome message: "Welcome to your school library. Happy reading and researching! Passwords for databases are available from the librarian." Below this are three database logos: Gale Virtual Reference Library (GVRL), MackinVIA eBooks, and brainfuse HelpNow. At the bottom, there are three search bars for Britannica School Elementary, Britannica IMAGEQUEST, and Britannica Escolar Primaria.














Step 2a : Log in on Destiny Discover

- If your school Destiny catalog looks like this, click on the three horizontal lines next to the words “Destiny Discover” to expand the menu. Click on “Destiny”.
(If your school library catalog doesn’t look like this one either, go on to the next slide *Log into Destiny Quest.*)

Destiny Discover | Home | Search | Log In

Welcome to Jefferson Middle School - 425

Browse by Topic

 Graphic Novels	 Dystopian	 Fantasy	 Science Fiction	 Mystery	 Adventure	 Sports	 Horror
 Romance	 Historical Fiction	 Urban Fiction	 Mythology	 Poetry			

Step 2b: Log in on Destiny Quest

- If your school Destiny catalog looks like this, click Exit.

Welcome to Albuquerque X

://library.aps.edu/quest/servlet/presentquestform.do?site=1312&alreadyValidated=true

Quest Home My Info Advanced Search Visual Search Follett Shelf Login **Exit** ?

Coronado Elementary School 443

Find: Go!

THE TOP 10 BOOKS

- 1
- 2
- 3
- 4
- 5
- 6
- 7
- 8
- 9
- 10

A wrinkle in time
F LEN

Resource Lists

My Lists Public Lists

My List

New Arrivals!

- 1 [La visita del señor Rataquemada](#) 2/2/2018
- 2 [Christopher Columbus](#) 1/24/2018
- 3 [Ten little puppies](#) 1/24/2018
- 4 [No te gustaría ser marinero de...](#) 1/24/2018
- 5 [Tapenum's day](#) 1/24/2018

My List
Titles: 0
Drag Drop

©2002-2016 Follett School Solutions, Inc.

Step 2, continued: Log in

- Use your APS username and password to log in. This is the same username and password you use to log into your APS email.


The screenshot shows a web browser window with the URL <https://library.aps.edu/common/servlet/presentloginform.do?fromLoginLink=true>. The page header includes the APS logo and the text "Coronado Elementary School - 243". Navigation links for "Home" and "Catalog" are visible. A "Login" link is also present in the top right corner. The main content area features a light green banner with the word "Login". Below this is a white login form with the following elements:

- User Name:
- Password:
- Log In button
- Cancel button

A large red arrow points to the "User Name" input field. The footer of the page contains the text: ©2002-2016 Follett School Solutions, Inc. 15_0_AU3_RC1 2/12/2018 9:20 AM MST.

Step 3: Find the Catalog

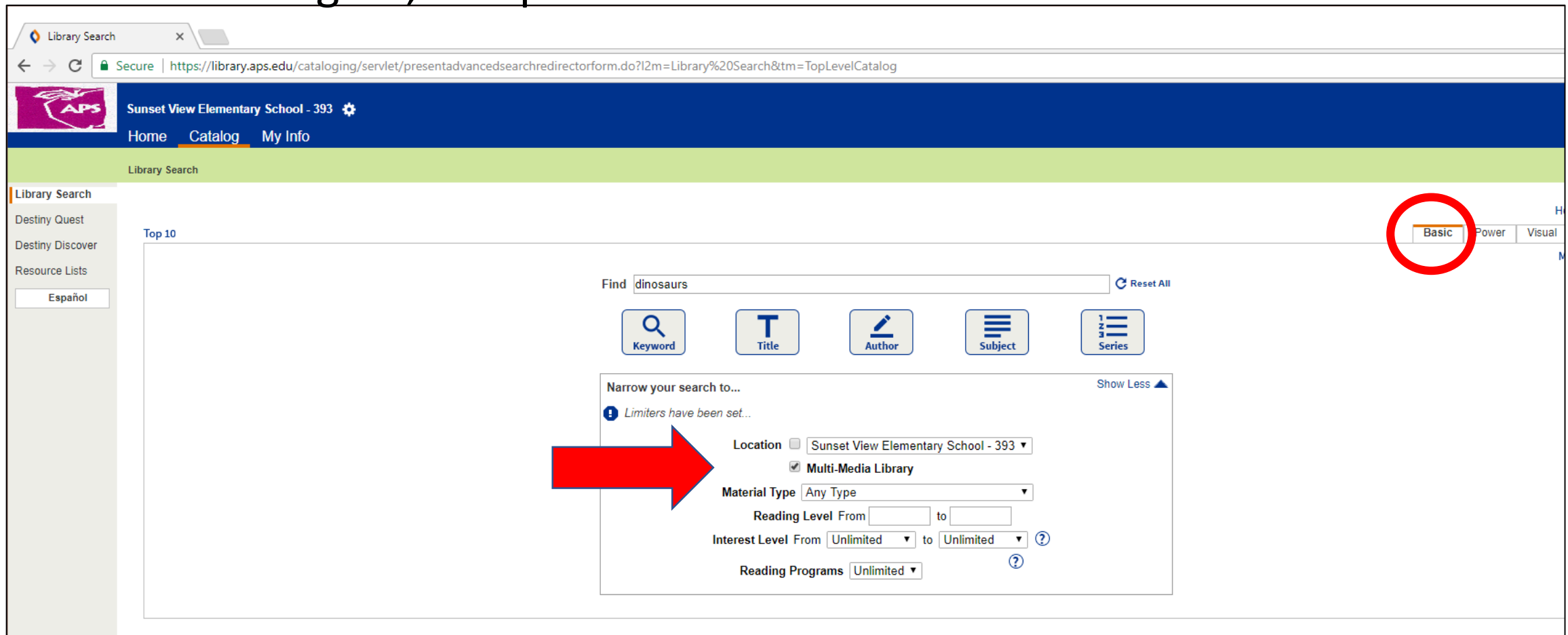
- Click on the Catalog tab.



The screenshot shows a web browser window with the address bar displaying `https://library.aps.edu/common/servlet/presenthomeform.do?l2m=Home&tm=Home&l2m=Home`. The page header includes the APS logo and the text "Sunset View Elementary School - 393". A navigation menu contains "Home", "Catalog", and "My Info", with "Catalog" circled in red and a red arrow pointing to it. The main content area features a welcome message: "Welcome to Sunset View Library. Welcome to your school library. Happy reading and researching! Passwords for databases are available from the librarian." Below this are several resource tiles: "Gale Virtual Reference Library (GVRL)", "MackinVIA eBooks", "Online Homework Help, Writing Lab, and more" (brainfuse HelpNow), and three Britannica search boxes for "Elementary", "IMAGEQUEST", and "Escolar Primaria". At the bottom, there are logos for "kids InfoBits", "PBS LearningMedia" (pbslearningmedia.org), and a world map.

Step 4: Search

- Make sure you are in the basic search screen. Uncheck the school name and check Multi-Media Library. Type in the keyword or title you are looking for, and press “Enter”.



The screenshot shows a web browser window with the URL <https://library.aps.edu/cataloging/servlet/presentadvancedsearchredirectorform.do?l2m=Library%20Search&tm=TopLevelCatalog>. The page header includes the APS logo and navigation links for Home, Catalog, and My Info. The main content area features a search bar with the text "dinosaurus" and a "Reset All" button. Below the search bar are five search method buttons: Keyword, Title, Author, Subject, and Series. A "Narrow your search to..." section is expanded, showing a message "Limiters have been set...". The filters include: Location (Sunset View Elementary School - 393), Multi-Media Library (checked), Material Type (Any Type), Reading Level (From [] to []), Interest Level (From Unlimited to Unlimited), and Reading Programs (Unlimited). A red arrow points to the "Multi-Media Library" checkbox. In the top right corner, the "Basic" search mode is selected and circled in red.

Step 4 continued: Search

- To see more about a title, click on Details.

The screenshot shows a web browser window with the address bar displaying <https://library.aps.edu/cataloging/servlet/handlebasicsearchform.do>. The page header includes the APS logo and the school name "Sunset View Elementary School - 393". Navigation links for "Home", "Catalog", and "My Info" are present. The main content area shows search results for "dinosaurus" in the "Multi-Media Library". A red arrow points to the "Details" button for the first result, "A History of Hispanic achievement in America 1959-2007".

Search Results

Secure | <https://library.aps.edu/cataloging/servlet/handlebasicsearchform.do>

Sunset View Elementary School - 393

Home Catalog My Info

Library Search > Search Results

Library Search

Destiny Quest

Destiny Discover

Resource Lists

Español

Searched for (dinosaurus). Searched in: Multi-Media Library.

[Not what you're looking for? Refine your search? Browse Subjects?]

Titles: 1 - 22 of 22

Sort By Call Number Go

A History of Hispanic achievement in America 1959-2007 [Details](#)

Multi-Media Library Call #: DVD 305.86 HIS produced by Centre Commun... Video Publishing.

Series: A History of Hispanic achievement in America ; 4

Published 2006

Asteroid, the threat Jupiter, the king planet. [Details](#)

Multi-Media Library Call #: DVD 520 AST

Series: Space files ; part 6

Published 2006

Earth science, the basics [Details](#)

Multi-Media Library Call #: DVD 550 EAR Discovery Education.

Series: Discovery science library.

Published 2005

Step 5: Book

- Click “Book It” to reserve the item.

The screenshot shows a web browser window with the URL <https://library.aps.edu/cataloging/servlet/presentitledetailform.do?siteTypeID=-2&siteID=&includeLibrary=false&includeMedia=true&mediaSiteID=0&bibID=473746&walkerID=1518455717675>. The page header identifies the user as 'SARA R SA' at 'Sunset View Elementary School - 393'. Navigation links include 'Home', 'Catalog', and 'My Info'. The breadcrumb trail reads 'Library Search > Search Results > "A History of Hispanic achievement in America"'. The main content area features a search result for 'A History of Hispanic achievement in America [videorecording] : 1959-2007', produced by Centre Communications, Inc. for Ambrose Video Publishing. The call number is DVD 305.86 HIS, and there is 1 off-site copy available. A red arrow points to the 'Book It' button, which is highlighted in blue. Below it is a 'Book Series' button. A blue arrow points to the 'Book Series' button. The page also includes a 'Selected List' dropdown set to 'Streaming Video', an 'Add to This List' button, and a 'Show Less' link. At the bottom, there is an 'Explore!' section with a link to 'Valens, Ritchie, 1941-1959'. A 'How do I...?' help link is visible in the top right corner.

History of x

ecure | <https://library.aps.edu/cataloging/servlet/presentitledetailform.do?siteTypeID=-2&siteID=&includeLibrary=false&includeMedia=true&mediaSiteID=0&bibID=473746&walkerID=1518455717675>

Sunset View Elementary School - 393

SARA R SA

Home Catalog My Info

Library Search > Search Results > "A History of Hispanic achievement in America"

How do I... ?

Title Details Copies

A History of Hispanic achievement in America [videorecording] : 1959-2007

produced by Centre Communications, Inc. for Ambrose Video Publishing.
(Series: A History of Hispanic achievement in America ; 4)

Call #: DVD 305.86 HIS

Off-site copies available: 1 of 1. [See all...](#)

Program 7 highlights Ritchie Valens initiating the Hispanic/Latin renaissance in American culture (1959); Emilio Azcarraga bringing Hispanic television to the U.S. (1961); poet William Carlos Williams winning the Pulitzer Prize (1963); Joan Baez singing at the Civil Rights March on Washington D.C. (1963), and Cesar Chavez founding the United Farm Workers of America (1965).
Program 8 highlights Judy Baca bringing the Hispanic Muralist movement to the U.S. (1969); Roberto Clemente becoming the first Hispanic elected to Baseball's Hall of Fame (1973); golfer Nancy Lopez winning her first LPGA championship (1978); Walter Alvarez developing his asteroid impact theory of dinosaur extinction (1980); Dr. Antonia Novello becoming the first Hispanic U.S. Surgeon General (1990), and Linda Alvarado winning the Horatio Alger Award (2001).

Show Less ▲

Selected List: Streaming Video [Add to This List](#)

Explore! | Publication Info | Additional Info


Explore!

- Valens, Ritchie, 1941-1959.

Step 5, continued: Book


- Select reservation dates from the calendar. The dates you select will appear in the from and to boxes. Click the Save button.

Secure | <https://library.aps.edu/cataloging/servlet/presentholdrequestform.do?bibID=473746&mediaSiteID=0&reserveOnly=false>

Sunset View Elementary School - 393  SARA R SA



Home Catalog My Info

Library Search > Search Results > "A History of Hispanic achievement in America" > Booking Request

How do I... 

Requesting


From Multi-Media Library ▼

 **A History of Hispanic achievement in America 1959-2007**
produced by Centre Communications, Inc. for Ambrose Video Publishing.
Copies: 1 

Book 1

From to

The maximum loan period for this item in calendar days: 21



<< February 2018 >>

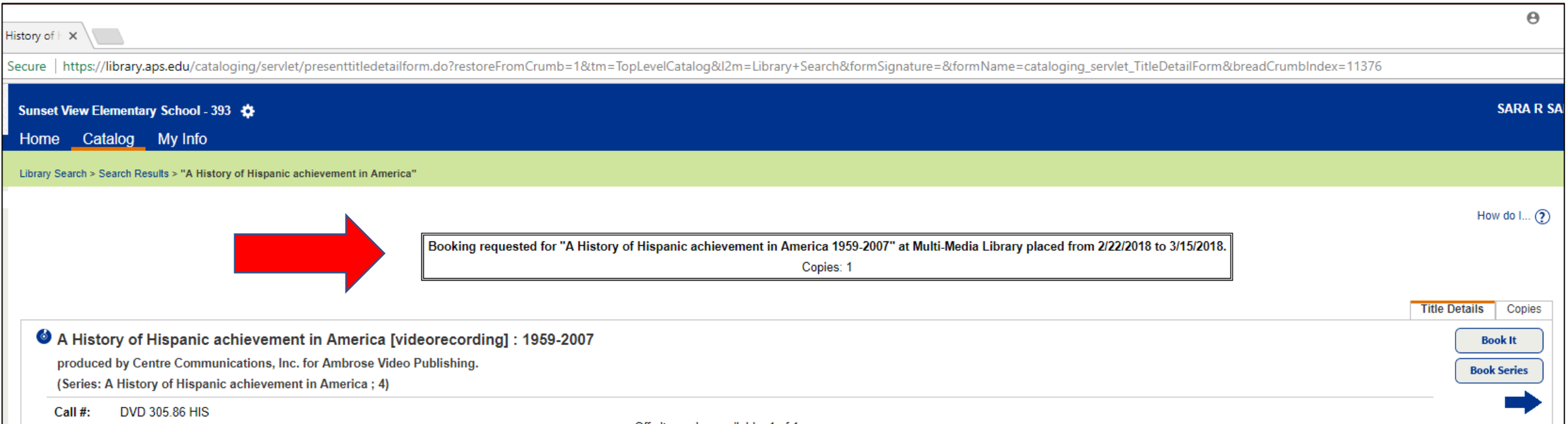
Sun	Mon	Tue	Wed	Thu	Fri	Sat
				1	2	3
4	5	6	7	8	9	10
11	12	13	14	15	16	17
18	19	20	21	22	23	24
25	26	27	28			

Copies to book: 1
 Not Available
 Closed

Delivery & Pick Up for Sunset View Elementary School - 393 is on Monday, Tuesday, Wednesday, Thursday, Friday

Step 6: Confirm

- A confirmation message will appear.



The screenshot shows a web browser window with the following elements:

- Browser Tab:** History of [x]
- Address Bar:** Secure | https://library.aps.edu/cataloging/servlet/presenttitledetailform.do?restoreFromCrumb=1&tm=TopLevelCatalog&l2m=Library+Search&formSignature=&formName=cataloging_servlet_TitleDetailForm&breadCrumbIndex=11376
- Header:** Sunset View Elementary School - 393 [gear icon] SARA R SA
- Navigation:** Home Catalog My Info
- Breadcrumb:** Library Search > Search Results > "A History of Hispanic achievement in America"
- Confirmation Message:** A red arrow points to a box containing the text: "Booking requested for 'A History of Hispanic achievement in America 1959-2007' at Multi-Media Library placed from 2/22/2018 to 3/15/2018. Copies: 1".
- Item Details:**
 - Title:** A History of Hispanic achievement in America [videorecording] : 1959-2007
 - Producer:** produced by Centre Communications, Inc. for Ambrose Video Publishing.
 - Series:** A History of Hispanic achievement in America ; 4
 - Call #:** DVD 305.86 HIS
- Actions:** Title Details Copies, Book It, Book Series. A blue arrow points to the right below the Book Series button.
- Help:** How do I... ?

Frequently Asked Questions

- 1. How can I change or cancel my reservation?** Log in and click on My Info. If it hasn't been sent yet, the reservation will show up under "Holds". On the right side of the screen there are two icons: a pencil and a trash can. Click the pencil to change your reservation, click the trash can to delete it.
- 2. How long will it take to get here?** That depends on how long it takes inter-office mail to get to your school. For most schools, it's about 2-3 working days.
- 3. Can I pick it up?** If you would like to pick it up from Library Services or Unified, please call or email Sara Sabol at 848-8882, sabol@aps.edu to make arrangements. Dropping by is no longer advised because the materials are in a different location and may not be accessible when you are here.