


# Licensure Application Portal

- Login in to the [Online Licensure Portal](#)
- You will then be asked for the OTP code sent to the email address you used to register




Professional Licensure Bureau  
NM PED Licensure System

### Login

Email Address


Password

I'm not a robot  reCAPTCHA  
Privacy - Terms

[Forgot Password](#)

[Licensure Quick Start Guide](#)

Supported Browsers:  CHROME 60+  FIREFOX 70+  EDGE 80+



Professional Licensure Bureau  
NM PED Licensure System

Enter the Temporary Password you received by Email:

Send again

OTP

- The next screen will say “PED Applications”
- Select “License Application” then “Applicant”

**PED Applications \***

Select PED Application

- Select PED Application
- Portfolio for Alternative Licenses
- Professional Development Dossier
- License Application**

**PED Applications \***

License Application

**Your Roles \***

Applicant

- Select Your Role
- Applicant**

## Create Application

Request For New License

**Application Type**

Select Application Type

**License Category**

Select License Category

**License Type**

Select License Type

**Pathway**

Select Pathway

**Endorsement**

Select Endorsement

## From the dropdowns:

Select Application Type: Renewal

**Application Type**

Select Application Type

- Select Application Type
- New (Initial)
- Endorsement
- Renewal**
- Advancement

Select Category: Teacher

**License Category**

TEACHER

- Select License Category
- ADMINISTRATOR
- INSTRUCTIONAL SUPPORT PROVIDER
- NATIVE LANGUAGE & CULTURE
- SCHOOL BUSINESS
- SUPPORT PROVIDER
- TEACHER**

Select your License Type

**License Type**

Select License Type

- Select License Type
- 5-9 MIDDLE LEVEL
- 7-12 SECONDARY VOCATIONAL TECHNICAL
- B-12 BLIND AND VISUALLY IMPAIRED
- B-PRE K EARLY CHILDHOOD
- DEAF AND HARD OF HEARING
- K-8 ELEMENTARY
- PRE K-12 SPECIAL EDUCATION
- PRE K-12 SPECIALTY AREA
- PRE K-3 EARLY CHILDHOOD

Click “Add License” and proceed on answering all questions that pertain to you.

**Add License**

### **Please Note for Renewals:**

You do not need to add your endorsements, they will automatically be added to the license.

You do not need to enter a “Background Registration ID” if your license has not expired yet. Skip this step.

If you have more than one license due to expire, add each of them to the application.