ALBUQUERQUE PUBLIC SCHOOLS

Comprehensive Annual Financial Report

Fiscal Year Ended June 30, 2014

Prepared by:
The Finance Department of Albuquerque Public Schools
P. O. Box 25704
Albuquerque, New Mexico 87125
www.aps.edu

State of New Mexico
Albuquerque Municipal School District No. 12

Comprehensive Annual Financial Report
Fiscal Year Ended June 30, 2014

Volume I

State of New Mexico
Albuquerque Municipal School District No. 12

Comprehensive Annual Financial Report
Fiscal Year Ended June 30, 2014

Prepared by:
The Finance Department of Albuquerque Public Schools

6400 Uptown Blvd. NE, Suite 300E
Albuquerque, New Mexico 87110
www.aps.edu

Association of School Business Officials International

The Certificate of Excellence in Financial Reporting Award
is presented to

Albuquerque Public Schools

For Its Comprehensive Annual Financial Report (CAFR)
For the Fiscal Year Ended June 30, 2013

The CAFR has been reviewed and met or exceeded
ASBO International's Certificate of Excellence standards

Terrie S. Simmons, RSBA, CSBO
President

John D. Musso, CAE, RSBA
Executive Director

Government Finance Officers Association

Certificate of Achievement for Excellence in Financial Reporting

Presented to

Albuquerque Public Schools
New Mexico

For its Comprehensive Annual
Financial Report
for the Fiscal Year Ended

June 30, 2013

Jeffrey R. Esser

Executive Director/CEO

INTRODUCTORY SECTION

STATE OF NEW MEXICO
ALBUQUERQUE MUNICIPAL SCHOOL DISTRICT NO. 12
Comprehensive Annual Financial Report
Year Ended June 30, 2014

TABLE OF CONTENTS

	Exhibit/Statement/ Schedule	Page
INTRODUCTORY SECTION		
Table of Contents		i-1
Letter of Transmittal		ii-1
Official Roster		iii-1
Organization Chart		iv-1
FINANCIAL SECTION		
Independent Auditors' Report		v-1
Management's Discussion and Analysis		vi-1
Basic Financial Statements		
Government-wide Financial Statements:		
Statement of Net Position	A - 1	1
Statement of Financial Position - Albuquerque Public Schools Foundation	A - 2	2
Statement of Activities	A - 3	3
Statement of Activities and Changes in Net Assets - Albuquerque Public Schools Foundation	A - 4	4
Statement of Cash Flows – Albuquerque Public Schools Foundation	A - 5	5
Fund Financial Statements:		
Balance Sheet – Governmental Funds	B - 1	6
Reconciliation of the Governmental Balance Sheet to the Statement of Net Position		8
Statement of Revenues, Expenditures, and Changes in Fund Balances – Governmental Funds	B - 2	9
Reconciliation of the Statement of Revenues, Expenditures and Changes in Fund Balances of Governmental Funds to the Statement of Activities		11
Statement of Revenues, Expenditures, and Changes in Fund Balance – Budget (Non-GAAP Budgetary Basis) and Actual – Operational Fund (11000)	C - 1	12
Statement of Revenues, Expenditures, and Changes in Fund Balance – Budget (Non-GAAP Budgetary Basis) and Actual:		
Pupil Transportation Fund (13000)	C - 2	13
Instructional Materials Fund (14000)	C - 3	14
Food Services Fund (21000)	C - 4	15
Title I – IASA Fund (24101)	C - 5	16
IDEA-B – Entitlement Fund (24106)	C - 6	17
Statement of Net Position – Internal Service Fund	D- 1	18
Statement of Revenues, Expenses, and Changes in Fund Net Position – Internal Service Fund	D- 2	19
Statement of Cash Flows – Internal Service Fund	D- 3	20
Statement of Fiduciary Assets and Liabilities - Agency Funds	E - 1	21
Notes to the Financial Statements		22
Required Supplementary Information		
Other Post-employment Benefits (OPEB) Other than Pensions (Unaudited)	A - 1	90
Supplementary Information		
Nonmajor Governmental Funds		
Combining and Individual Fund Statements and Schedules:		
Combining Balance Sheet – Nonmajor Governmental Funds	A - 1	91
Combining Statement of Revenues, Expenditures and Changes in Fund Balances – Nonmajor Governmental Funds	A - 2	92
Nonmajor Special Revenue Funds		
Special Revenue Funds Descriptions		93
Combining and Individual Fund Statements and Schedules:		
Combining Balance Sheet – Nonmajor Special Revenue Funds	B - 1	99
Combining Statement of Revenues, Expenditures and Changes in Fund Balances – Nonmajor Special Revenue Funds	B - 2	113

Nonmajor Special Revenue Funds (Cont.)	Exhibit/Statement/ Schedule	Page
Schedule of Revenues, Expenditures, and Changes in Fund Balance – Budget (Non-GAAP Budgetary Basis) and Actual: (cont.)		
Athletics Special Revenue Fund (22000)	B - 3	124
Preschool IDEA-B Special Revenue Fund (322)	B - 4	125
IDEA-B Early Intervention Services Special Revenue Fund (319)	B - 5	126
Education of Homeless Special Revenue Fund (217)	B - 6	127
IDEA-B Private School Share Special Revenue Fund (320, 324)	B - 7	128
21st Century Community Learning Centers 2008-2014 Special Revenue Fund (618)	B - 8	129
IDEA-B Risk Pool Special Revenue Fund (325)	B - 9	130
Title I 1003g Grant Special Revenue Fund (450)	B - 10	131
IDEA-B Results Plan Special Revenue Fund (472)	B - 11	132
English Language Acquisition Special Revenue Fund (688)	B - 12	133
Teacher / Principal Training and Recruiting Special Revenue Fund (654)	B - 13	134
Title I School Improvement Special Revenue Fund (418)	B - 14	135
Carl D. Perkins Special Projects - Current Special Revenue Fund (465)	B - 15	136
Carl D. Perkins Secondary - Current Special Revenue Fund (668)	B - 16	137
Carl D. Perkins Secondary - PY Unliquid Obligation Special Revenue Fund (669)	B - 17	138
Carl D. Perkins Secondary - Redistribution Special Revenue Fund (411, 670)	B - 18	139
Carl D. Perkins HSTW - Current Special Revenue Fund (436)	B - 19	140
Carl D. Perkins HSTW Redistribution Special Revenue Fund (438)	B - 20	141
Title I 1003g Grant Federal Stimulus Special Revenue Fund (456, 457)	B - 21	142
Collaborative Research and Development Special Revenue Fund (408)	B - 22	143
Title XX Health and Social Services Special Revenue Fund (687)	B - 23	144
Johnson O'Malley Special Revenue Fund (733)	B - 24	145
Impact Aid Special Education Special Revenue Fund (225)	B - 25	146
Impact Aid Indian Education Special Revenue Fund (233)	B - 26	147
Title XIX Medicaid 3/21 Years Special Revenue Fund (440)	B - 27	148
School Leadership Program Special Revenue Fund (461)	B - 28	149
Indian Education Formula Special Revenue Fund (433)	B - 29	150
ROTC Special Revenue Fund (451, 473, 474)	B - 30	151
Elementary School Counseling Special Revenue Fund (458, 470)	B - 31	152
Smaller Learning Communities Special Revenue Fund (446, 455, 469)	B - 32	153
Safe Drug Free Schools & Communities Ntl. Program Special Revenue Fund (459, 460)	B - 33	154
Federal U. S. Department of Interior Fish & Wildlife Svc. Special Revenue Fund (468)	B - 34	155
Teacher & Bill & Melinda Gates Foundation Special Revenue Fund (883)	B - 35	156
ABEC Job Mentor Special Revenue Fund (619)	B - 36	157
Corporation for Public Broadcasting Special Revenue Fund (707, 708)	B - 37	158
General Mills Foundation (725)	B - 38	159
Microsoft Settlement Funds Special Revenue Fund (564)	B - 39	160
APS Foundation Special Revenue Fund (607)	B - 40	161
APS Homeless Project Grants Special Revenue Funds (694, 703, 704, 705, 706)	B - 41	162
Target School Grants Special Revenue Fund (700)	B - 42	163
Bridge of Southern New Mexico (715)	B - 43	164
Dual Credit Instructional Materials Special Revenue Fund (592)	B - 44	165
2012 GO Bonds Student Library SB-66 (499)	B - 45	166
Formative Assessments Laws of 2012 Special Revenue Fund (501)	B - 46	167
New Mexico Reads to Lead K-3 Special Revenue Fund (500)	B - 47	168
Robotics Award (626)	B - 48	169
Technology For Education PED Special Revenue Fund (794)	B - 49	170
Advanced Placement Stipend (627)	B - 50	171
Incentives for School Improvement Act PED Special Revenue Fund (565)	B - 51	172

	Exhibit/Statement/ Schedule	Page
Nonmajor Special Revenue Funds (Cont.)		
Schedule of Revenues, Expenditures, and Changes in Fund Balance – Budget (Non-GAAP Budgetary Basis) and Actual: (cont.)		
PreK Initiative Special Revenue Fund (516)	B - 52	173
Indian Education Act (611)	B - 53	174
Breakfast for Elementary Students Special Revenue Fund (569)	B - 54	175
Kindergarten - Three Plus Special Revenue Fund (541, 562)	B - 55	176
2010 GOB Instructional Materials Special Revenue Fund (606)	B - 56	177
Innovative Solutions for Struggling Schools Special Revenue Fund (604)	B - 57	178
NM Grown Fruit/Veg (701)	B - 58	179
New Teacher/School Leader Evaluation (600)	B - 59	180
Partnership for Assessment of Reading for College and Careers (716)	B - 60	181
Graduation Reality and Dual Skills PED Special Revenue Fund (806, 893)	B - 61	182
School Wellness Special Revenue Fund (825)	B - 62	183
New Mexico Arts Division Special Revenue Fund (808)	B - 63	184
Innovative Regional Quality Center Special Revenue Fund (524)	B - 64	185
Start Smart K-3 Utah State University Study Special Revenue Fund (595)	B - 65	186
Private Direct Grants (Categorical) Special Revenue Fund (404, 471, 598, 599, 601, 608)	B - 66	187
City/County Grants Special Revenue Fund (511, 546, 631, 812, 813, 814, 821, 833, 842)	B - 67	188
Nonmajor Capital Projects Funds		
Capital Projects Funds Descriptions		189
Combining Balance Sheet – Nonmajor Capital Projects Funds	C - 1	190
Combining Statement of Revenues, Expenditures and Changes in Fund Balances - Nonmajor Capital Projects Funds	C - 2	191
Schedule of Revenues, Expenditures, and Changes in Fund Balance – Budget (Non-GAAP Budgetary Basis) and Actual:		
Bond Building Capital Projects Fund (31100)	C - 3	192
Special Capital Outlay – Local Capital Projects Fund (31300)	C - 4	193
Special Capital Outlay – State Capital Projects Fund (31400)	C - 5	194
Federal Special Capital Outly (31500)	C - 6	195
Capital Improvements HB-33 Capital Projects Fund (31600)	C - 7	196
Capital Improvements SB-9 Capital Projects Fund (31700)	C - 8	197
Educational Technology Equipment Act Fund (31900)	C - 9	198
State of New Mexico Legislative Capital Outlay Appropriations	C - 10	199
Debt Service Fund		
Debt Service Fund Description		206
Statement of Revenues, Expenditures, and Changes in Fund Balance – Budget (Non-GAAP Budgetary Basis) and Actual: Debt Service Fund (41000)	D - 1	207
Educational Technology Equipment Nonmajor Debt Service Fund		
Educational Technology Equipment Debt Service Fund Description		208
Balance Sheet - Educational Technology Equipment Debt Service Fund (43000)	E - 1	209
Statement of Revenues, Expenditures, and Changes in Fund Balances: Educational Technology Equipment Debt Service Fund (43000)	E - 2	210
Statement of Revenues, Expenditures, and Changes in Fund Balance – Budget (Non-GAAP Budgetary Basis) and Actual:		
Educational Technology Equipment Debt Service Fund (43000)	E - 3	211
Supporting Schedules		
Schedule of Changes in Assets and Liabilities	I	212
Schedule of Collateral Pledged by Depository for Public Funds	II	216
Schedule of Cash and Temporary Investment Accounts	III	218
Cash Report	IV	219

	Exhibit/Statement/ Schedule	Page
Supporting Schedules (Cont.)		
Component Units		
Combining Statements of Net Position	1	222
Combining Statements of Activities	2	227
Financial Statements		
1) 21st Century Public Academy	A	
2) Albuquerque Talent Development Secondary Charter School	B	
3) Alice King Community School	C	
4) Christine Duncan's Heritage Academy	D	
5) Corrales International Charter School	E	
6) Digital Arts & Technology Academy	F	
7) El Camino Real Academy	G	
8) Gordon Bernell Charter School	H	
9) La Academia de Esperanza	I	
10) Los Puentes Charter School	J	
11) Montessori of the Rio Grande	K	
12) Mountain Mahogany Community School	L	
13) Native American Community Academy	M	
14) Nuestros Valores Charter School	N	
15) Public Academy for Performing Arts	O	
16) Robert F Kennedy High School	P	
17) School for Integrated Academics and Technologies	Q	
18) South Valley Academy	R	
19) The Bataan Military Academy	S	
STATISTICAL SECTION (UNAUDITED)		
Statistical Section Narrative		230
Financial Trends		
Net Position by Component	1	231
Information about Net Position	2	232
Information about Changes in Net Position	3	233
Information about Fund Balances - Total Governmental Funds	4	234
Changes in Fund Balances - Total Governmental Funds	5	235
Revenue Capacity		
Information about Assessed Values	6	236
Information about Assessed Valuation - By Entity	7	237
Information about Assessed Valuation - Growth	8	238
Information about Tax Rates - APS School Tax Rates	9	239
Information about Tax Rates - by Entity	10	240
Information about Principal Revenue Payers	11	241
Information about Tax Levies and Collections	12	242
Debt Capacity		
Debt Capacity Information - Outstanding Debt	13	243
Debt Information - Direct and Overlapping Debt	14	244
Debt Capacity Information - Service Requirements	15	245
Debt Information - Legal Debt Margin	16	246
Operating Data		
Full Time Equivalent Employees by Function	17	247
Student Enrollment	18	248
Final Funded State Equalization Guarantee Program Cost	19	249
APS Facilities	20	250

	Exhibit/Statement/ Schedule	Page
STATISTICAL SECTION (UNAUDITED) (CONT.)		
Demographic and Economic Information		
Population Information	21	255
Population Estimates, New Mexico Metropolitan Statistical Areas	22	256
Employment, Albuquerque MSA vs State of New Mexico	23	257
Major Employers in Albuquerque Metropolitan Area	24	258
Household Income	25	259
Personal Income by Metropolitan and Nonmetropolitan Areas	26	260
New Mexico Gross Receipts Tax	27	261
OTHER SUPPLEMENTARY INFORMATION		
Independent Auditors' Report on Internal Control over Financial Reporting and on Compliance and Other Matters Based on an Audit of Financial Statements Performed in Accordance with *Government Auditing Standards*		262
Independent Auditors' Report on Compliance with Requirements that Could Have a Direct and Material Effect on Each Major Program and on Internal Control Over Compliance in Accordance with OMB Circular A-133		265
Schedule of Expenditures of Federal Awards		267
Schedule of Findings and Questioned Costs		270
Summary Schedule of Prior Audit Findings		311
Exit Conferences		331

ALBUQUERQUE PUBLIC SCHOOLS
Chief Financial Office
Accelerate Progress for Students

Don Moya
CHIEF FINANCIAL OFFICER

November 13, 2014

To the Board of Education and the Citizens of Albuquerque:

The Comprehensive Annual Financial Report (CAFR) of the Albuquerque Municipal School District No. 12 (District) for the fiscal year ending June 30, 2014 is submitted for your review. This report was prepared through an effort by the District's Accounting Office and the Independent Audit firm of CliftonLarsenAllen, LLP. The CAFR includes the unqualified opinion of our Independent Auditor. To the best of our knowledge, the enclosed data is accurate in all material respects. The information is reported in a manner designed to fairly present the financial position and the results of operations for the district as a whole as well as the various funds of the District. The CAFR for the year ending June 30, 2014, is prepared in conformance with Generally Accepted Accounting Principles (GAAP), in conformance with the standards of financial reporting established by the Governmental Accounting Standards Board (GASB) and in conformance with the Office of the State Auditor Rule 2.2.2 NMAC. The Albuquerque Public Schools is presented along with 22 component units, consisting of 19 Charter Schools, 2 Charter School Foundations, and the Albuquerque Public Schools Foundation.

Management has provided a narrative introduction, overview, and analysis to accompany the basic financial statement in the form of the Management Discussion and Analysis (MD&A). This letter of transmittal is designed to complement the MD&A and should be read in conjunction with the MD&A. The MD&A can be found immediately following the Independent Auditors' Report.

In addition to the standard distribution to governing entities and rating services, this report will be made available to the public after final approval by the Office of the State Auditor through the APS web site at http://www.aps.edu/finance/accounting. All efforts are intended to encourage public interest and create a greater awareness of the District's financial operations.

About the Albuquerque Public Schools

APS is New Mexico's largest school district, serving nearly a third of the state's students. The Albuquerque Public Schools provides educational services to over 86,000 students in kindergarten through 12th grade, while 19 district-authorized charter schools service approximately 5,100 students. The District consists of 140 school sites. 89 elementary schools serve students in the kindergarten through fifth grade; 27 middle schools serve students in sixth through eighth grades; 13 high schools serve students in grades nine through 12. There are also 11 alternative schools that offer specialized services throughout the Albuquerque area.

Student achievement is the driving force behind Albuquerque Public Schools, and instruction is at the center of the District's services. More than 6,300 certified teachers and almost 2,000 educational assistants provide classroom instruction to students in kindergarten through 12th grade. Nearly 16 percent (13,726) of the District's students receive special education services based on disability, and 7 percent (6,026) of all students based on giftedness; nearly 17 percent (14,800) are English Language Learners; and nearly two thirds (58,000) qualify for free or reduced-price meals.

6400 Uptown Blvd., NE Suite 305E P.O. Box 25704 Albuquerque, NM 87125-0704 505.880.2590 505.830.1881 fax

The District includes 97.5% of Bernalillo County and 2.5% of Sandoval County based on assessed valuation and is geographically situated in the center of the State of New Mexico. The school district's boundaries encompass all of the City of Albuquerque and the Villages of Tijeras, Los Ranchos de Albuquerque and Corrales. The District covers 1,230 square miles and serves 92,000 students from an estimated population of 670,893. The District is crossed by Interstate Highways 25 and 40 and is served by the Burlington North and Santa Fe Railroad and the Sunport International Airport. The District is also bisected by the Rio Grande, which provides irrigation that continues to support agriculture despite increased urbanization.

The area within the District is part of the Albuquerque Metropolitan Statistical Area ("MSA"). The Albuquerque MSA was redefined as of January 1993 to include the Counties of Bernalillo, Sandoval and Valencia. The Albuquerque MSA represents the largest commercial and industrial center in the State of New Mexico.

Facilities, Design, and Construction; Transportation Administration; and Maintenance and Operations are located at the Albuquerque Public Schools Lincoln Complex; and Central Administration and Instructional Support offices are located in the Alice and Bruce King Educational Complex.

APS Food and Nutrition Services operate out of the Rankin Complex with additional storage at the Lincoln Complex. Central kitchen services are provided out of the Lincoln Complex. Recently, APS purchased a 10,000 square foot commercial building to eventually house all of the District's Central Kitchen facilities, Student Nutrition Administration, and cold and dry storage. The building is centrally located and will provide the department with increased operating efficiency. This department provides meals to APS students, teachers, and staff; provides nutrition education in the classroom; food sanitation/safety training for APS staff; special dietary needs for children by registered staff dietitians; a "Kids' Tasting" program; community nutrition services, summer feeding, after school snacks, and a full catering department. They also contract services to non-profit agencies and process applications for the federal Free or Reduced-Price Lunch program.

Prior to 1999/2000, the Albuquerque area was the focus of a general population growth, which translated to a significant growth in student population, however this trend has leveled after this period. A ten year period of student counts is illustrated by the following table.

Year	Albuquerque Public Schools	Charters	Total
2004-2005	86,698	5,567	92,265
2005-2006	87,328	7,362	94,690
2006-2007	88,010	6,499	94,509
2007-2008	87,392	6,740	94,132
2008-2009	87,710	6,955	94,665
2009-2010	88,035	6,792	94,827
2010-2011	88,372	5,220	93,592
2011-2012	87,597	5,024	92,621
2012-2013	87,169	5,054	92,223
2013-2014	86,468	5,140	91,608

Enrollment data is based upon the 80/120 day average enrollments from the Final State Equalization Guarantee Funding Formula

In February 2013, the community approved a three year, $200 million, General Obligation Bond authorization for school capital outlay projects. Among the projects presented to the public were additional classroom space, education/programmatic support, health and safety code compliance, facility renewal, and education equipment refresh. This election was approved with a 79% approval rate.

In 2014, the district used $15 million of the $200 million capacity approved in February of 2013 for the sale of Educational Technology Notes (ETNs). The proceeds from the sale of the ETNs will be used to provide a permanent funding stream for district technology needs including hardware, software and annual maintenance agreements for district enterprise resource planning systems. The District plans to include $7-8 million in ETNs each year in the future to provide for ongoing technology costs associated with the refreshment of equipment and support and maintenance of hardware and software.

Additional property tax levies, approved by local voters, include property tax levies under SB9 for maintenance of schools and HB33 for construction projects and school technology. The SB9 levy was approved by voters in February, 2013 for a six-year period and is expected to provide approximately $168 million over the course of the authorization. The HB33 levy was approved by voters in February, 2010, and will provide approximately $391 million over the 6 year period of authorization. In 2008, the New Mexico State Legislature passed legislation requiring public school districts to include capital improvements funding for locally-chartered or state-chartered charter schools located within the District. The Charter School must provide the necessary information to the school district for inclusion in the resolution that identifies the capital improvements of the charter school for which the proposed revenue will be used. The effective date of the resolution was July 1, 2009, and as a result of voter approval, charter schools within the APS District share the HB33 and SB9 tax levy proceeds on a per-student, pro-rata basis.

General Obligation Bond proceeds as well as funding provided through the Public Schools Capital Outlay Council (PSCOC), Public Schools Facility Authority (PSFA), and direct legislative appropriations are used to expand and improve District infrastructure through the building of new schools and adding to existing schools to address the growth of the student population. In an effort to keep its facilities as up to date as possible, the District employs the services of a professional master planning firm to help develop its district wide Capital Master Plan. This plan is in accordance with requirements issued by PSCOC/PSFA. The firm is currently re-examining District facilities and will assist the District in upgrading the Capital Master Plan. Recommendations will be made for the location of future school sites.

Budget Process

The budget adopted by the Board of Education for the fiscal year 2015 provided for a budget that was both fiscally sound and built through a collaborative process that involved staff and community. For a third consecutive year, Albuquerque Public Schools received a revenue increase that was driven by an improving state economy. Revenue distributed through the State Equalization Guarantee (SEG) increased from $613M in FY14 to $635M in FY15. This SEG revenue growth was driven primarily by a 5.0% increase in the SEG unit value.

An SEG unit value increase of 5.0% should have resulted in a $30M SEG revenue growth, but because of the drop in enrollment, Training and Experience Index, and special education units, the increase in SEG revenue was limited to $22M of additional funding to Albuquerque Public Schools. Other miscellaneous revenue sources increased by $1.0M. The $23M revenue increase represented an overall 3.7% increase to the Operational Fund.

Budgeted expenditures in FY15 increased by $28M over FY14 estimated expenditure levels. Budgeted expenditures were $626M in FY14 and $654M in FY15. The greatest contributors to the increase in expenditures include a 3% salary increase for all public education employees, an additional 3% for all educational assistants, a raise in the beginning teacher pay to $32,000, an incremental increase in the associated benefit costs, including a .75% contribution rate increase for education retirement benefits. The budget assumes a $5M budgeted shortfall in FY15; revenues of $649M and expenditures of $654M. The district will look for efficiencies to offset the shortfall or will need to draw down cash reserves if savings are not identified during the year.

Budget Preparation:
The fiscal year 2015 budget reflects the priorities of the board, administration, unions and others. There were $7.6M in additional requests that were approved during the budget process. These requests reflect investments for the improvement of the quality of education, additional resources to support mandates from the Public Education Department, restoration of resources that were eliminated during less prosperous years, and funds to re-organize/provide additional compensation.

The proposed budget is presented to the Board in a public meeting for formal adoption. Pursuant to 22-8-10 NMSA 1978, the local school board sets budget priorities and the Public Education Department must approve final school district budgets.

Budgetary Control: The objective of budgetary controls is to assure compliance with the provisions of State Statute, the New Mexico Administrative Code and Board policy. In addition, budgetary controls ensure that funding appropriated by the Board meets intended goals. The level of budgetary controls (that is the level by which expenditures cannot exceed the appropriated amount) is carried down to the function level within each individual fund.

The district maintains an encumbrance accounting process as one technique to control budgets. In addition, the accounting system prevents expenditures from exceeding budget at the object code level. Budget Office management continually reviews detailed budget to expenditure report for budget maintenance. Quarterly reporting to the Board is provided at public meetings and becomes a part of the Board's permanent, public record. These reports are public documents and are open to public inspection.

The Organization of the District

The Albuquerque Board of Education (Board) is a seven-member, elected, public body representative of seven election districts within the District's boundaries. Each Board member is elected to a four-year term. Their authority and duties are defined in the Constitution of the State of New Mexico, State Statute section 22-5-1 to 22-5-16, NMSA, 1978 and in the related sections of the New Mexico Administrative Code (NMAC) relating to Public Schools. In general, the Board acts to set District policy, set budgets, hire a Superintendent and act upon recommendations made by the Superintendent.

The Board membership as of June 30, 2014 is as follows:

Board Member	Term Begin Date	Term End Date	Board Position
Dr. Analee Maestas	2011	2015	President
Dr. Donald Duran	2013	2017	Vice President
Steven Michael Quezada	2013	2017	Secretary
Lorenzo Garcia	2009	2017	Member
Martin Esquivel	2007	2015	Member
Kathy Korte	2011	2015	Member
Dr. David Peercy	2009	2017	Member

The Superintendent is the Chief Executive Officer of the District. The duties of the Superintendent are defined in statute and the New Mexico Regulatory Code. Mr. Winston Brooks presided over this District from July, 2008 through August, 2014. Prior to assuming the position of Superintendent, Mr. Brooks was employed with the Wichita Public Schools for over 20 years where he held various positions including principal, Division Director of Human Resources and Superintendent. Mr. Brooks received his Masters and Education Specialist Degrees from Wichita State University.

In May of 2010, Superintendent Winston Brooks appointed Don Moya to the position of Chief Financial Officer. Mr. Moya has over 15 years of public school finance experience. In December 2003, Governor Bill Richardson appointed Mr. Moya to the position of Deputy Education Secretary for Finance and Operations. Mr. Moya concurrently served as the Chief Financial Officer for the New Mexico Public Education Department. As Deputy Secretary for Finance and Operations, he oversaw a $3.4 billion annual budget and advised the Cabinet Secretary on public education fiscal policy issues. Mr. Moya directed administrative services, transportation, instructional materials, student nutrition, school budget, finance analysis, and capital outlay divisions for New Mexico's 89 school districts and 71 charter schools. He also served as the Cabinet Secretary's designee on the Public School Capital Outlay Council and the Public School Capital Outlay Task Force. Mr. Moya has a Bachelor of Art Degree in Business Administration from the College of Santa Fe and holds a Level 1 New Mexico School Business Official's License.

The Executive Director of Accounting reports to the Chief Financial Officer. Ms. Tami Coleman began with the District in January 2007 and has 23 years of public sector administrative and financial experience. Ms. Coleman holds a Bachelor of Science Degree in Accounting from National American University in Albuquerque, New Mexico and a Level II New Mexico School Business Official's License. The Executive Director of Accounting is responsible for most business-related functions of the District including accounting, cash management, auditing and payroll. Ms. Coleman is an active Board Member of the New Mexico Association of School Business Officials (NMASBO), and is currently serving a 2-year term as Past President.

Employee Relations

During the 2013/2014 year, the District had approximately 15,500 full time, part time and substitute employees including approximately 6,300 state certified teachers. New Mexico teachers are paid according to a legislatively established three tiered licensure system. The purpose of the three tiered licensure system is to raise minimum salaries for teachers in an attempt to provide parity with other competitive employment sectors. The three tiered salary schedule will also reward teachers for higher levels of experience and education.

FISCAL YEAR	2009/2010	2010/2011	2011/2012	2012/2013	2013/2014
Average Teacher Salary	$44,953	$44,654	$44,484	$44,622	$45,330
% of Increase	-1.4%	-0.7%	-0.4%	0.3%	1.6%
Average Years of Experience	11.0	10.0	10.5	11.0	12.63

Source: PED Online Stat Books

The table above shows the trend of average salaries for the past 5 years. The slight decrease in 2009/2010 can best be attributed to a change in the average years of experience, which dropped from 13.0 years in 2008/2009 to 11.0 years in 2009/2010. The decrease in 2010-2011 is attributable to yet another decrease in the average years of experience of the teaching force from 11.0 to 10.0 years. In addition, teacher contracts were reduced by one day as a solvency measure used to balance the FY11 budget. Solvency measures were necessary due to a reduction in district revenues as a result of the downturn in the economy. This one day reduction continued into FY12, but has been restored in FY13. In FY13 the number of teachers dropped slightly due to decreased student enrollment, but the years of teaching experience remained relatively the same. The District awarded a 3% salary increase for FY15, which was the first pay increase since 2008.

Salary Schedules in the Albuquerque Public School District are considered to be competitive with those of neighboring Districts. Employee compensation packages give credit for increasing levels of education and

length of service within each salary classification. In addition, the District pays for 60%-80% of employee health, life and dental benefit policies.

The Albuquerque Public Schools has maintained and reaffirmed a labor agreement with the representative of its certified employees' bargaining unit, the ATF-Albuquerque Teachers Federation. The current agreement was ratified by all parties on August 6, 2014, and will remain in full force and effect through July 1, 2015. The following is a summary of each of the organizations that represent APS employees:

Teachers Union: The Albuquerque Teachers Federation (ATF) is the professional union that represents all licensed teachers, counselors, librarians and support and related services personnel in the Albuquerque Public Schools. ATF represents over 7,000 employees. ATF is a union of educator professionals, representing teachers and professional support staff in all matters.

School Police: The Educational Police Officers Association represents the Districts police officers and security personnel. Approximately 34 employees are represented by this Association.

Food Service Staff (CWA Local 7011): The Communication Workers of America represents all regular food service employees such as cooks, bakers, assistant cooks and bakers, food service aides, and general helpers, excluding cafeteria managers, supervisors, and clerical employees. There are 540 employees represented by this Union.

M&O (CWA M&O Local 7070): Communication Workers of America also represents employees such as maintenance, custodial, and warehouse workers. Supervisors, secretarial and confidential employees are excluded from the bargaining unit. There are 1,463 employees represented by this Union.

Educational Assistants: The Albuquerque Educational Assistants Association is affiliated with the Albuquerque Teachers Federation. This union represents educational assistants, community support liaisons and campus security assistants, and represents approximately 1930 members.

Secretarial/Clerical: The Albuquerque Secretarial/Clerical Association represents secretaries and clerical staff that are paid on that specific salary schedule defined in the negotiated agreement. This union represents approximately 491 members.

Services Provided

APS Student Transportation Services oversees 16 bus contractors that transport over 41,000 of the district's children each day to over 140 locations. During the 2013-2014 school year, APS used 400 contract buses and 70 additional spare buses. Collectively, APS buses travel over 6 million miles annually. School transportation is provided throughout the regular school year and during the summer for extended school year programs. In addition, transportation is provided for various school-sponsored activities. Providing transportation services involves a number of planning tasks. For general transportation, the department establishes bus stop locations and times, studies hazardous walk zones, and determines the limits of walk zones (1 mile for elementary, 1.5 for middle and 2 miles for high schools). Coordinating transportation for special education students involves determining the type of bus needed. Transportation to activities involves planning one-time transportation for athletics, field trips, etc. The department also reviews routes on a regular basis to determine the most efficient/economical routes.

Student Transportation Department continues to experience greater demands for service. Student ridership has stabilized but funding has still not returned to previous levels, while the cost of providing the service continues to increase. Efficiencies have been realized, but at the expense of quality service to students. APS is transporting a higher volume of students with fewer buses which in turn makes for a

longer travel time on a bus for both regular and special needs students. In addition, APS contractors are experiencing challenges in acquiring financing in order to purchase new equipment required by the PED and currently contractors are experiencing difficulty in hiring qualified drivers.

APS Food and Nutrition Services provides healthy school breakfasts, lunches, and snacks to APS students. In addition, Food and Nutrition Services provides nutrition education and works with children who have special nutrition needs. The food service program, as an extension of the educational programs of the schools, is operated under the federally funded National School Lunch Act and Child Nutrition Act, and the National School Breakfast Act. The program serves over 75,000 meals per day (breakfast and lunch) and over 50,000 snacks a month during the school year and approximately 17,000 summer lunches per day during the summer with just over 800 employees. They also run a nutrition education and tasting program class called "Plate Investigators" that teaches kids about good nutrition.

The Special Education Department provides programs, support and technical assistance to schools with gifted students and students with disabilities. In addition, this Department provides direct services to students and is responsible for managing district responses to legal, regulatory, and budgetary matters.

Athletic and other activity programs are provided to students whose interest and desire for extracurricular experiences may lie beyond the pure academic realm. Athletics and activities sanctioned and governed by the New Mexico Activities Association are offered in grades 6-12 in the Albuquerque Public Schools. In conjunction with other local governmental and local non-profit entities, the Albuquerque Public Schools also supports community youth activities by allowing the use of school district facilities at a nominal cost to the using group.

Economic Conditions and Outlook

For a third consecutive year, Albuquerque Public Schools received a revenue increase that was driven by an improving state economy. Revenue distributed through the State Equalization Guarantee (SEG) increased from $613M in FY 14 to $635M in FY15. This SEG revenue growth was driven primarily by a 5.0% increase in the SEG unit value.

The positive influence of defense related industries located in the District is a historical fact; however, economic diversification has increased in recent years. In addition, the mission of the Sandia National Laboratories has been changed to include non-defense research. Sandia National Laboratories is becoming a national research laboratory rather than a nuclear research facility. Sandia has entered into a number of joint research projects with private industry and has placed a major emphasis on the transfer of technology to benefit existing industries and to spawn new ones. It is hoped that this greater diversification in the role of the laboratory will also further the diversification of the area economy.

In the private sector, Albuquerque has experienced a period of employment growth from industries such as T-Mobile, Verizon Wireless, Lowes, Sitel, and Sandia and Route 66 Casinos. In addition, Albuquerque has the third highest concentration of high-tech activity after Boulder, CO and San Jose, CA. Notable technology companies in the Albuquerque MSA include Emcore, Raytheon, CVI Melles Griot, GE Fanuc Embedded Systems, and Applied Research Associates. Unemployment rates in Albuquerque MSA have been below the national average for the past five years.

Because of its accessibility and tourist facilities, the area is the gateway for tourism in New Mexico as well as an attraction in its own right. The District includes the historic "Old Town" of Albuquerque, the Sandia Peak ski area, the Sandia Tramway, a number of nationally recognized museums and the Cibola National Forest. Other attractions include the Albuquerque International Balloon Fiesta, the National Hispanic Cultural Center, the Gathering of Nations, and the Expo New Mexico. There are also several Indian pueblos within easy driving distance that draw many tourists because of their historical significance, cultural beauty and Native American arts.

Financial Planning

District policies and procedures are in place that require the chief financial officer to manage the district's finances and take appropriate action to ensure operational fund cash balance of at least three-percent (3%) but not to exceed five-percent (5%) of the current year's budgeted operating expenditures for any given fiscal year.

The Capital Master Planning Department reports to the Chief Financial Officer which ensures all long term planning is done with full cooperation and collaboration of the Finance Department. The services of master planning consultants and financial advisors are used to help ensure full coordination of resources and needs of the District.

Relevant Financial Policies

The management of the District is responsible for establishing and maintaining an internal control structure designed to ensure that the assets of the District are reasonably protected from waste, theft, abuse or loss. Internal controls also ensure that accounting data is adequately collected and compiled to allow for the preparation of accounting reports in accordance with generally accepted accounting principles. Capital assets are identified at the time of purchase, identified upon delivery and inventoried on a yearly basis. The Accounts Payable Department assures that purchases are properly received and documented prior to payment. Issues related to the adequacy of internal controls are reviewed and changed as necessary, and policies and procedures are in place to guide staff through their daily business routines. In addition, the PED (Public Education Department) publishes and maintains a New Mexico Manual of Procedures for Public School Accounting and Budgeting. This manual will serve as a comprehensive guide for finance staff in their daily duties.

Major Initiatives and Events – Fiscal Year 2013/2014

Albuquerque Public Schools: Supporting the Potential

Albuquerque Public Schools continues to make strides in improving education for all of our students in preparation for bright, successful futures. Here is a list of just some of our recent accomplishments. The work isn't close to done (and let's be honest -- it never will be), but we continue to work toward becoming one of the nation's premier school districts.

- 73.3% graduation rate, a 16% increase in 6 years
- Extended school days at all comprehensive high schools so that students can make up credits and graduate with their classmates
- More dual-credit programs
- More online classes
- Expanded dual- language programs
- Increased enrollment in Advanced Placement classes especially among Hispanic students
- Redesign of struggling schools including Emerson & Eubank Elementary Schools, Ernie Pyle Middle School and Rio Grande High School
- AVID, a national program that targets students who have traditionally been left out of the college-going mainstream, added to 28 middle and high schools

- Opening of Community Stadium, the first new APS stadium built in more than 40 years
- Creation of the Office of Innovation to focus on providing more choices for students with an emphasis on middle schools
- School Choice expanded for students and families. New schools/programs include
  - The academically rigorous International Baccalaureate Diploma Program at Sandia High School
  - College & Career High School, a dual-credit school located on the CNM campus
  - eCademy Virtual High School offering online learning
  - nex+Gen Academy, a high-tech school with an emphasis on project-based learning
- Average math and reading scores on national test on par or better than other urban school districts
- Financial stability despite declining state funding
- Interactive Whiteboards in 4,500 classrooms with professional development for teachers
- New health and science curriculum in partnership with Discovery Education
- Designation of Career & College Readiness counselors at each high school
- Sustainability efforts to make tax dollars go farther
- Opening of several new schools including
  - two high schools (Atrisco Heritage Academy and Volcano Vista)
  - a middle school (Tony Hillerman)
  - a couple of alternative schools (eCademy and nex+Gen)
  - several elementary schools
  - a PreK-8 schools on the Southwest Mesa (under construction)
- Rebuilding or renovating of several aging schools including Del Norte and Sandia high schools
- 70% voter support for 2010 bond/mill levy election that's paying for $616 million in projects
- Standardizing the bell schedule for high schools
- Introduction of bullying prevention programs and website
- Complete overhaul of the district website APS.edu as well as department and school websites
- Weekly electronic communications for parents, community and employees
- APS on Facebook, Twitter, Instagram, YouTube
- Cover the cost of breakfast and lunch for thousands of students who qualify for reduced-cost meals
- Partnership with Clear Channel for electronic billboards that offer free positive district messaging
- Development of a cell phone policy that allows students to have phones on campus in case of emergencies but restricts use during the school day
- Successful TV and radio Support the Potential campaign
- Improved fundraising efforts by the APS Education Foundation that raised more than $1 million through the Horizon Campaign for students, teachers, classrooms

Educational Facilities and Equipment in the APS Community

As the current APS Capital Strategy (2011 – 16) nears completion, a full district assessment and evaluation of its Capital, IT and Facility needs is underway in preparation for the next Capital strategy (2017 – 22). The current strategy ($1 billion over 6 years) was a transitional strategy that saw emphasis shift from completely new facilities in new areas of the district to renewing existing facilities and infrastructure. There was also a continuation of the shift towards a greater emphasis on educational technology (hardware/software/infrastructure) as a component of the CMP (6% to 24% over the last 10 years). All the projects/initiatives were funded with taxpayer supported general obligation bonds and mill levies.

The economic recession has seen the APS Capital program become a more prominent economic player in the local economy with CMP projects/initiatives acquiring an even larger market share due to stagnation in regional commercial and public construction activities since 2011.
Some highlights of CMP projects/initiatives are as follows;

I. **Completed projects since 2013 include:**

1. *Ecademy* alternative school Phase II construction of a cafeteria for total cost of $5.8 million dollars.
2. Adobe Acres Kindergarten addition and cafeteria at a cost of $4.4 million.
3. Chaparral Elementary School - Classroom, Cafeteria replacement Site traffic improvements, site development plan at a cost of $15.9 million
4. Mitchell Elementary School Kitchen/cafeteria renovation and addition at a cost of $ 1.3 million
5. Monte Vista Roofing, restrooms and refurbishment at cost of $1.4 million Sandia Base Cafeteria/Kitchen addition and remodel at a cost of $1.1 million
6. Sandia High School - With a budget of $22 million, a new science/math classroom building, new library, landscaping, site stabilization, infrastructure upgrades, and athletic field reconstruction.

II. **Ongoing projects include:**

1. McKinley MS classroom replacement at a cost of $6.2 million and estimated completion date summer 2015.
2. Douglas MacArthur ES construction of kindergarten/preschool addition, art/music classroom addition and kitchen/cafeteria addition and remodel. At a cost of $4.3 million and estimated date of completion Fall 2015.
3. Dolores Gonzales ES Kindergarten, art/music classroom remodel, cafeteria expansion and restroom remodel to be complete in December 2014 at a cost of $6.3 million.
4. El Dorado High School flat work to be complete fall 2014 at a cost of $2.4 million. This is to prepare for a $4.4 million project to renovate the math, humanities and fine arts building by summer 2015.
5. Del Norte High School replacement of new kitchen/cafeteria Total project cost is $58 million. This is the final phase anticipated date of completion is Summer 2015.
6. Rio Grande HS classroom replacement at a cost of $25 million and anticipated date of completion Spring 2016.
7. West Mesa HS classroom replacement at a cost of $17 million and anticipated completion date of spring 2016.
8. Valley HS classroom replacement at a cost of $8 million and anticipated date of completion Spring 2016.
9. Mountain View ES – replacement of older buildings constructed prior to 1977 with new construction and relocation of playground and portables for $11.7 million and date of completion Spring 2016.

10. Reginald Chavez ES - Construction of a kindergarten addition with four classrooms, hallway, corridor to building No. 4, a staff restroom, and storage space for $7.4 million and anticipated date of completion Spring 2016.
11. Marie Hughes ES – construction of new classrooms, loop road, additional parking, MDP upgrade, cafeteria/kitchen relocation, and restroom renovation for $7.6 million and anticipated date of completion Spring 2016.
12. Central Kitchen Plant – construction of central kitchen and storage to serve the entire District for $14.2 million and anticipated date of completion December 2014.
13. Wilson MS renovation of main 1953 2-story building for classrooms and administration at a cost of $8.2 million and anticipated date of completion spring 2015.
14. Aztec Complex Special Education and Autism Center at a cost of $7.6 million at estimated date of completion Spring 2016.
15. Career Enrichment Center classroom block at a cost of $5 million and estimated date of completion Fall 2015.
16. Ernie Pyle classroom addition, renovation and HVAC work at a cost of $5.6 million and anticipated date of completion Fall 2015.
17. Atrisco ES classroom replacement for $9.9 million and anticipated date of completion Spring 2016.
18. Arroyo Del Oso ES – Administration remodel and expansion for $1 million and anticipated date of completion Fall 2015.
19. Collet Park ES – Administration expansion and kindergarten addition for $5 million and anticipated date of completion Fall 2015.
20. RFK Charter – Construction of a permanent facility to include, Multi-purpose gym, auto body shop/paint shop and media center. Expansion of drives and parking to support this construction is included for a cost of $4.9 million and anticipated date of completion Spring 2015.

III. New Schools:

1. A new SW PreK-8th grade school is anticipated to open August 2015 at a cost of $45.8 million to mitigate existing overcrowding & projected growth in the southwest of Albuquerque.

IV. Educational Informational technology

1. APS dedicates over $24 million a year on educational IT including $12 million for computer hardware refresh for schools

V. Other Educational Equipment

1. Music & Art – $5 million over 6 years for school musical instruments, band/choir uniforms and other fine arts equipment to schools
2. Furniture Replacement - $ 1 million a year in school furniture replacement
3. Science Equipment - $ 3 million over 6 years for school science equipment
4. School Improvement Funds (SIP) - $14 million district wide over 6 years for individual school discretionary capital equipment

On February 2, 2010 voters approved a $616 million bond issue and mill levy with a focus on refurbishing and rebuilding old schools, most of which are more than 40 years old. All projects undertaken by this funding are either completed or started, and all obligations have been fulfilled or are in the process of being fulfilled.

A Two Mill levy and General Obligation Bond election was passed in 2013 with a 79% majority authorizing $368 million, most of which is going directly to facility maintenance, brick and mortar construction/design and Educational Technology. $200 million has been authorized by the General Obligation Bond and $168 million by the Two Mill Levy. The main focus of the current CMP plan is to renew, refurbish and rebuild old schools and provide new educational and instructional technology. The next Mill Levy/Bond election will be in February 2016.

The APS Capital Master Plan continues to provide facilities for charter schools. New facilities were just completed for South Valley Academy and Montessori of the Rio Grande. A facility for Robert F. Kennedy Charter School is currently nearing completion. A Performing Arts Charter school and a Digital Arts and Vocational Skills Charter Schools are some of the next main capital Charter School initiatives that will be undertaken.

Accounting and Financial Information

This written analysis and the accompanying financial report will indicate that Albuquerque Public Schools is in sound financial health. Indicators such as Aa1 bond rating (Moody's Investor Services), AA long term rating (Standard & Poor's), balanced budgets, significant cash balances and strong budgetary management contribute to and are indicators of a positive financial direction and strong, stable management. This is further explained in the Management Discussion and Analysis.

Independent Audit

State Statute requires the independent audit of public schools on an annual basis. The audits are defined and governed by regulations issued by the New Mexico Office of the State Auditor (NMAC 8.1). Regulations require that a large public entity cannot contract with an auditor for more than six consecutive years. This audit is our third year with CliftonLarsonAllen, LLP. The hiring and contracting of the Independent Auditor is made in accordance with the State of New Mexico Procurement Code Chapter 13, NMSA 1978, State Auditor regulations and Albuquerque Public Schools Board Policy. The scope of the audit is designed to meet the state and federal requirements set forth in the State Auditor's regulations. In addition, the District includes district-authorized charter schools in its audit and financial statements as component units.

Awards and Acknowledgements

The Government Finance Officers Association of the United States and Canada (GFOA) awarded a Certificate of Achievement for Excellence in Financial Reporting to Albuquerque Public Schools for its comprehensive annual financial report for the fiscal year ended June 30, 2013. In order to be awarded a Certificate of Achievement, a government must publish an easily readable and efficiently organized comprehensive annual financial report. This report must satisfy both generally accepted accounting principles and applicable legal requirements.

A Certificate of Achievement is valid for a period of one year only. We believe that APS's current comprehensive annual financial report continues to meet the Governmental Finance Officer's Association's (GFOA's) Certificate of Achievement Program's requirements and we are submitting it to the GFOA to determine its eligibility for a certificate.

Albuquerque Public Schools received the Association of School Business Officials International's (ASBO) Certificate of Excellence in Financial Reporting award for having met or exceeded the program's high standards for financial reporting and accountability. The District was recognized for its Comprehensive Annual Financial Report for the fiscal year ending 2013. This award confirms the school business office's commitment to financial accountability and transparency. Recognition through the COE program can help

strengthen a district's presentation for bond issuance statements and promotes a high level of financial reporting.

In addition, we believe that APS's 2014 CAFR will also meet the requirements of the Certificate of Excellence in Financial Reporting offered by the Association of School Business Officials International, and will submit the document for their continued certification.

The preparation and publication of this Comprehensive Annual Financial Report could not have been possible without the assistance, participation and cooperation of the entire Finance Division staff. Special notes of appreciation are extended to the District's Operational Controller, David McCarty, and Senior Accountant, Mark Turnbull, for their efforts in providing and preparing the information used for this CAFR. A note of appreciation is also made to the other departments of the District for their willingness to participate in providing information for this report.

In Closing

We are pleased to present the APS Comprehensive Annual Financial Report (CAFR) for the fiscal year ending June 30, 2014. The Albuquerque Public Schools' community deserves the highest quality instruction, outstanding academic programs, and comprehensive student development supports to prepare our city's youth for the challenges they will face in an increasingly complex and diverse world. Equally important, the Albuquerque Public Schools' community deserves relevant financial information and sound fiscal controls that will result in greater accountability to its taxpayers, legislators and government entities that serve the needs of its students. APS will endeavor to meet both goals.

Sincerely,

Don Moya
Chief Financial Officer

Tami Coleman
Executive Director of Accounting

STATE OF NEW MEXICO
ALBUQUERQUE MUNICIPAL SCHOOL DISTRICT NO. 12
JUNE 30, 2014

Official Roster

Board Of Education

Dr. Analee Maestas	District 1	President
Dr. Donald Duran	District 6	Vice President
Steven Michael Quezada	District 5	Secretary
Martin R. Esquivel	District 4	Member
Lorenzo L. Garcia	District 3	Member
Kathy Korte	District 2	Member
Dr. David Eugene Peercy	District 7	Member

School Officials

Winston Brooks	Superintendent
Don Moya	Chief Financial Officer
Tami Coleman	Executive Director of Accounting

STATE OF NEW MEXICO
ALBUQUERQUE MUNICIPAL SCHOOL
DISTRICT NO. 12
ORGANIZATION CHART

Leadership Team 2013 – 2014

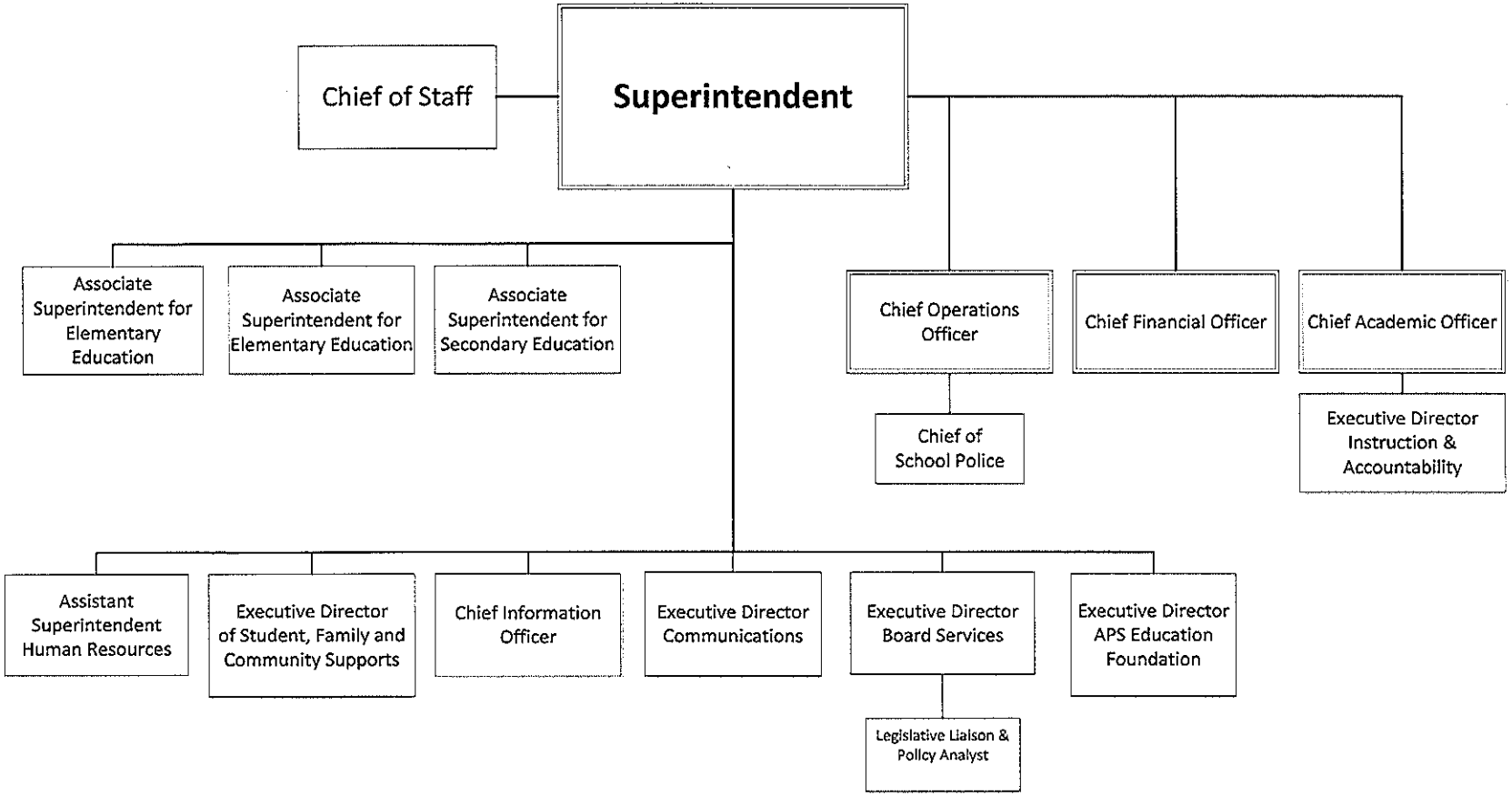

FINANCIAL SECTION

CliftonLarsonAllen

CliftonLarsonAllen LLP
500 Marquette NW, Suite 800
Albuquerque, NM 87102
505-842-8290 | fax 505-842-1568
www.cliftonlarsonallen.com

INDEPENDENT AUDITORS' REPORT

State of New Mexico
Albuquerque Municipal School District No. 12
To the Board of Education and
Hector H. Balderas
New Mexico State Auditor

Report on the Financial Statements

We have audited the accompanying financial statements of the governmental activities, the aggregate discretely presented component units, each major fund, and the aggregate remaining fund information and the budgetary comparisons for the general fund and major special revenue funds of the Albuquerque Municipal School District No. 12 (the District), as of and for the year ended June 30, 2014, and the related notes to the financial statements, which collectively comprise the District's basic financial statements as listed in the table of contents. We have also audited the financial statements of each of the District's nonmajor governmental funds, internal service fund, fiduciary fund and the budgetary comparisons for the major capital project funds, debt service funds, and all nonmajor funds, and each discretely presented component unit presented as supplementary information, as defined by the Government Accounting Standards Board, in the accompanying combining and individual fund financial statements as of and for the year ended June 30, 2014, as listed in the table of contents.

Management's Responsibility for the Financial Statements

Management is responsible for the preparation and fair presentation of these financial statements in accordance with accounting principles generally accepted in the United States of America; this includes the design, implementation, and maintenance of internal control relevant to the preparation and fair presentation of financial statements that are free from material misstatement, whether due to fraud or error.

Auditors' Responsibility

Our responsibility is to express opinions on these financial statements based on our audit. We conducted our audit in accordance with auditing standards generally accepted in the United States of America, and the standards applicable to financial audits contained in *Government Auditing Standards*, used by the Comptroller General of the United States. Those standards require that we plan and perform the audit to obtain reasonable assurance about whether the financial statements are free from material misstatement.

An audit involves performing procedures to obtain audit evidence about the amounts and disclosures in the financial statements. The procedures selected depend on the auditors' judgment, including the assessment of the risks of material misstatement of the financial statements, whether due to fraud or error. In making those risk assessments, the auditor considers internal control relevant to the entity's preparation and fair presentation of the financial statements in order to design audit procedures that are appropriate in the circumstances, but not for the purpose of expressing an opinion on the effectiveness of the entity's internal control. Accordingly, we express no such opinion. An audit also includes evaluating the appropriateness of accounting policies used and the reasonableness of significant accounting estimates made by management, as well as evaluating the overall presentation of the financial statements.

We believe that the audit evidence we have obtained is sufficient and appropriate to provide a basis for our audit opinions.

Opinions

In our opinion, the financial statements referred to above present fairly, in all material respects, the respective financial position of the governmental activities, the aggregate discretely presented component units, each major fund, and the aggregate remaining fund information of the District as of June 30, 2014, and the respective changes in financial position and, where applicable, cash flows thereof and the respective budgetary comparisons for the general fund and major special revenue funds for the year then ended in accordance with accounting principles generally accepted in the United States of America. In addition, in our opinion, the financial statements referred to above present fairly, in all material respects, the respective financial position of each nonmajor governmental fund, internal service fund, and fiduciary fund of the District as of June 30, 2014, and the respective changes in financial position and, where applicable, cash flows thereof and the respective and the budgetary comparisons for the major capital project funds, debt service funds, and all nonmajor funds and each discretely presented component unit for the year then ended in accordance with accounting principles generally accepted in the United States of America.

Emphasis of Matter

As discussed in Note 18 to the financial statements, in 2014 the entity adopted new accounting guidance. GASB Statement No. 65, *Items Previously Reported as Assets and Liabilities,* establishes accounting and financial reporting standards that reclassify, as deferred outflows of resources or deferred inflows of resources, certain items that were previously reported as assets and liabilities and recognizes, as outflows of resources or inflows of resources, certain items that were previously reported as assets and liabilities. Our opinion is not modified with respect to this matter.

Other Matters

Required Supplementary Information

Accounting principles generally accepted in the United States of America require that the management's discussion and analysis on pages vi-1 through vi-24 and the Schedule of Funding Progress on page 90 be presented to supplement the basic financial statements. Such information, although not a part of the basic financial statements, is required by the Governmental Accounting Standards Board who considers it to be an essential part of financial reporting for placing the basic financial statements in an appropriate operational, economic, or historical context. We have applied certain limited procedures to the required supplementary information in accordance with auditing standards generally accepted in the United States of America, which consisted of inquiries of management about the methods of preparing the information and comparing the information for consistency with management's responses to our inquiries, the basic financial statements, and other knowledge we obtained during our audit of the basic financial statements. We do not express an opinion or provide any assurance on the information because the limited procedures do not provide us with sufficient evidence to express an opinion or provide any assurance.

Other Information

Our audit was conducted for the purpose of forming opinions on the District's financial statements, the combining and individual fund financial statements, and the budgetary comparisons. The Schedule of Expenditures of federal awards as required by Office of Management and Budget Circular A-133, *Audits of States, Local Governments, and Non-Profit Organizations,* introductory and statistical sections, and the other schedules required by

2.2.2.NMAC are presented for purposes of additional analysis and are not a required part of the basic financial statements.

The Schedule of Expenditures of Federal Awards and other schedules required by 2.2.2 NMAC are the responsibility of management and were derived from and relate directly to the underlying accounting and other records used to prepare the basic financial statements. Such information has been subjected to the auditing procedures applied in the audit of the basic financial statements and certain additional procedures, including comparing and reconciling such information directly to the underlying accounting and other records used to prepare the basic financial statements or to the basic financial statements themselves, and other additional procedures in accordance with the auditing standards generally accepted in the United States of America. In our opinion, the *Schedule of Expenditures and other schedules required by 2.2.2 NMAC* are fairly stated, in all material respects, in relation to the basic financial statements as a whole.

The introductory and statistical sections have not been subjected to the auditing procedures applied in the audit of the basic financial statements, and accordingly, we do not express an opinion or provide any assurance on it.

Other Reporting Required by Government Auditing Standards

In accordance with *Government Auditing Standards*, we have also issued our report dated November 13, 2014 on our consideration of the District's internal control over financial reporting and on our tests of its compliance with certain provisions of laws, regulations, contracts, and grant agreements and other matters. The purpose of that report is to describe the scope of our testing of internal control over financial reporting and compliance and the results of that testing, and not to provide an opinion on the internal control over financial reporting or on compliance. That report is an integral part of an audit performed in accordance with *Government Auditing Standards* in considering the District's internal control over financial reporting and compliance.

CliftonLarsonAllen LLP

CliftonLarsonAllen LLP

Albuquerque, New Mexico
November 13, 2014

Management's Discussion and Analysis

The following management's discussion and analysis provides an overview of the Albuquerque Public School's (District) financial activities for the fiscal year ended June 30, 2014. The document is designed to (a) assist the reader in focusing on significant financial issues, (b) provide an overview of the School District's financial activity, (c) identify changes in the School District's financial position, (d) identify any material deviations from the financial plan (approved budget), and (e) identify financial issues or concerns. Please read it in conjunction with the School District's financial statements, which begin following this analysis.

Management's Discussion and Analysis is a required part of the School District's and the discretely presented component unit's financial reporting and is an objective and easily readable discussion of the School District's financial activities. The reader will see two statements, a Statement of Net Position and a Statement of Activities. These statements provide the overall view of the financial activities of the School District. This discussion and analysis will provide a review of the School District's overall financial activities, using the full accrual basis of accounting, for the year ending June 30, 2014. Fund financial statements are reported on a modified accrual basis of accounting. Rather than looking at specific areas of performance, this discussion and analysis focuses on the financial performance of the School District as a whole. Whenever possible this discussion and analysis will provide the reader multi-year pictures of financial performance and other pertinent information through the use of tables and other graphic information.

This annual report consists of a series of detailed, audited financial statements, supplementary information and the notes to those statements. Albuquerque Public Schools Finance Department staff prepared these statements, and accompanying supplementary information. Also included is the Independent Auditors' Report, Independent Auditors' Report on Internal Control over Financial Reporting and on Compliance and Other Matters Based on an Audit of Financial Statements Performed in Accordance with *Government Auditing Standards*, Independent Auditors' Report on Compliance with Requirements that Could Have a Direct and Material Effect on Each Major Program and on Internal Control over Compliance in Accordance with OMB Circular A-133, and the Schedule of Findings and Questioned Costs.

Financial Highlights

The Albuquerque Public Schools District is the 30th largest school district in the United States and the largest school district in New Mexico. Of the total student membership of 330,857 in the State of New Mexico, 91,608 or 28% attend the Albuquerque Public Schools and its charter schools. The School District encompasses the majority of Bernalillo County and a small section of Sandoval County. There are 140 school sites within the School District; 89 Elementary Schools, 27 middle Schools, 13 high schools and 11 alternative schools. In addition there are 19 charter schools chartered by the Albuquerque Public Schools Board of Education.

The School District is responsible for elementary and secondary education within its geographical borders. The voters elect the members of the District's governing board which is financially

accountable for the District by approving the District's budget, levying taxes, if necessary, and approving any debt issuances.

Nineteen District-authorized charter schools are responsible for providing elementary and secondary education within the District. Each charter school is managed independently by its own governing board. The Albuquerque School District is liable for any operating deficits (to date the charter schools have not experienced any material operating deficits). The charter schools are presented as discretely presented component units in the District's Financial Statements.

All charter school operating revenues are passed through the school district to the charter schools located within the school district. Two percent of the charter school revenues are retained by the school district for administration purposes. Because the revenues are passed through the school district to the charter schools, Governmental Accounting Standards Board Standards 14 and 39 require that the APS chartered schools be treated as "component units" and included within the scope of the School District's Independent Audit and financial statements.

In FY14, SEG revenues increased by 3.9% or $24.0 M. The SEG funding increase in FY14 was the largest annual increase since FY08, not adjusted for increases in fixed cost and inflation. Expenditures in FY14 increased by 4.7%; the largest contributors include an increase in the employer contribution rate toward educational retirement and health/medical contributions, a 1% salary increase for all employees, and $1.0M for additional special education teacher FTE and benefits driven by increased special education enrollment.

In FY15, Operational Fund budgeted revenues increased by 3.7% or $23M. SEG revenues accounted for $22M, or 3.6% of this increase. Budgeted expenditures increased by $28M from $626M in FY14 to $654M in FY15. The largest contributors include a 3% increase in the base salary for all public education employees, an additional 3% increase for all EA's and a raise in the Teacher tier 1 and tier 2 minimums pay to $32,000 and $42,000, respectively. An increase to the employee retirement plan contribution rate of 0.75%, which resulted in increased contributions by the district of $3.1 M, was also a major contributor.

The Albuquerque Public School District maintains a strong Moody's Aa1 rating and Standard and Poor's (S&P) AA rating. These ratings reflect the highest ratings given to a school district in New Mexico and compare favorably with the City of Albuquerque (Moody's Aa1; S&P AAA) and Bernalillo County (Moody's AAA; S&P AAA). The School District also was given a "good" financial management rating from Standard and Poor's.

On September 24, 2013 APS sold $43.4 million in General Obligation Bonds as the final installment of the $225 million authorization approved by voters in February 2010. This funding will be used for capital project needs throughout the District.

The *Statement of Net Position* shows the School District's total assets as of June 30, 2014 totaled $1,751,076,597 including cash assets of $391,904,902. High levels of cash assets are in place to fund ongoing and planned school facility construction projects, and to support the District's self-insured components of Risk Management. As of June 30, 2014 the School District's self-insurance reserve fund totaled $27,235,327. Liabilities at June 30, 2014 for health, dental and vision are stated

at 90% confidence level plus 15% to provide for claims fluctuation margin in the event of catastrophic claims. Liability balances for worker's compensation and liability and property are stated at 90% confidence level.

Overview of the Basic Financial Statements

The discussion and analysis is intended to serve as an introduction to the District's basic financial statements. The District's basic financial statements are comprised of three components: 1) government-wide financial statements, 2) governmental funds financial statements and 3) notes to the basic financial statements. This report also contains other supplementary information in addition to the basic financial statements themselves.

Government-Wide Financial Statements. The government-wide financial statements are designed to provide readers with a broad overview of the District's finances, in a manner similar to a private-sector business.

The statement of net position presents information on all of the District's assets, deferred inflows of resources, and liabilities, with the remaining difference reported as net position. Over time, increases or decreases in net position may serve as a useful indicator of whether the financial position of the District is improving or deteriorating.

The statement of activities presents information showing how the District's net position changed during the most recent fiscal year. All changes in net position are reported as soon as the underlying event giving rise to the change occurs, regardless of the timing of related cash flows. Thus, revenues and expenses are reported in this statement for some items that result in cash flows in future fiscal periods (e.g., uncollected taxes and earned but unused vacation leave).

Each of the government-wide financial statements relates to functions of the District that are principally supported by taxes and intergovernmental revenues (governmental activities). The governmental activities of the District are all related to public education.

The government-wide financial statements can be found on pages 1-2 of this report.

Governmental Fund Financial Statements. A fund is a grouping of related accounts that is used to maintain control over resources that have been segregated for specific activities or objectives. The District, like other state and local governments, uses fund accounting to ensure and demonstrate compliance with finance-related legal requirements. All of the funds of the District are divided into three categories: governmental funds, internal service funds and fiduciary funds.

Governmental Funds. Governmental funds are used to account for essentially the same functions reported as governmental activities in the government-wide financial statements. However, unlike the government-wide financial statements, governmental fund financial statements focus on near-term inflows and outflows of spendable resources, as well as on balances of spendable resources available at the end of the fiscal year. Such information may be useful in evaluating a government's near-term financing requirements.

Because the focus of governmental funds is narrower than that of the government-wide financial statements, it is useful to compare the information presented for governmental funds with similar information presented for governmental activities in the government-wide financial statements. By doing so, readers may better understand the long-term impact of the District's near-term financing decisions. The Governmental Funds Reconciliation of the Balance Sheet to the Statement of Net Position (Exhibit B-1) and the Reconciliation of the Statement of Revenues/Expenditures and Changes in Fund Balances of Governmental Funds to the Statement of Activities (Exhibit B-2) provide a reconciliation to facilitate this comparison between governmental funds and governmental activities.

The District maintains 10 individual major governmental funds and numerous non-major governmental funds. In the governmental fund balance sheet and in the governmental fund statements of revenues, expenditures and changes in fund balances, separate columns are presented for the major governmental funds while the non-major funds are combined and presented in a single column. Individual account data for each of the District bonds is presented in the foot notes in Note 8. The non-major governmental funds are provided in the form of combining statements elsewhere in this report.

The District adopts an annual budget for its governmental and internal funds type. Budgetary comparison statements have been provided for the governmental funds to demonstrate compliance with the budget. The governmental fund financial statements for the major funds can be found on pages 6-10 of this report.

Internal Service Fund: The District created an internal service fund in fiscal year 2007 for the purpose of providing increased visibility, recording and tracking of transactions related to medical and dental health plans, workers' compensation, property and liability insurances and claims. In prior years these transactions were reported within the Operational Fund. The Insurance Fund was created at June 30, 2007 with the transfer of related cash balances and liability reserves. The activity for the 2013-2014 Fiscal Year is recorded in the Internal Service Fund, and can be seen in the statements on pages 18-20.

Fiduciary Funds. Fiduciary funds are used to account for resources held for the benefit of parties outside the government. Fiduciary funds are not reflected in the government-wide financial statements because the resources of those funds are not available to support the District's own programs. The accounting used for fiduciary funds is much like that used for proprietary funds. The fiduciary fund financial statements can be found on page 21 of this report.

Notes to Basic Financial Statements. The notes provide additional information that is essential to a full understanding of the data provided in the government-wide and fund financial statements. The notes to the financial statements can be found starting on page 22 of this report.

Combining and Individual Fund Schedules and Statements. The combining schedules and statements showing the individual District capital accounts and other non-major governmental funds are presented immediately following the notes to the financial statements. Combining and individual fund schedules and statements can be found starting on page 91 of this report.

Government-Wide Financial Statements

Statement of Net Position (Excluding Component Units)

This statement shows that as of June 30, 2014, the School District (excluding charter schools and the Albuquerque Public Schools Foundation) has total net position of $1,103,447,528 as compared to net position of $1,074,598,143 as of June 30, 2013. The School District had $398,188,633 in cash and other current assets on hand as of June 30, 2014, and accounts payable/current liabilities and current long-term debt of $155,870,009. Cash assets increased by $21,696,335 (5.9%) while Other Current Assets increased by 1,836,866 (41.3%). The increase in cash was attributable in part to the sale of General Obligation bonds ($43.4 million). The $13,919,416 increase in Capital Assets net of depreciation is mostly explained by completion of major construction projects. Long Term Liabilities have decreased from $495,843,533 as of June 30, 2013, to $491,612,929 (0.9%) as of June 30, 2014. Restricted net position increased from $ 241,820,050 to $269,285,464. Unrestricted net position decreased from $61,934,737 to $ 58,463,396.

Statement of Net Position	30-Jun-14	30-Jun-13
Assets		
Cash Assets	$ 391,904,902	$ 370,208,567
Other Current Assets	6,283,731	4,446,865
Bond Issuance Costs	-	1,767,925
Restricted Receivables	60,285,812	52,396,483
Capital Assets	2,110,032,475	2,031,647,200
Depreciation	(817,430,323)	(752,964,464)
Total Assets	$ 1,751,076,597	$ 1,707,502,576
Liabilities		
Accounts Payable	$ 2,859,719	$ 3,747,565
Other Current Liabilities	74,972,723	60,534,689
Insurance Reserves	13,338,872	15,740,988
Current Portion/Long Term Debt	52,824,180	49,934,267
Liabilities payable from restricted assets	11,874,515	7,103,391
Long Term Liabilities	491,612,929	495,843,533
Total Liabilities	$ 647,482,938	$ 632,904,433
Deferred Inflows of Resources	$ 146,131	$ -
Net Position		
Net investment in Capital Assets	$ 775,698,668	$ 763,269,521
Restricted for:		
Instructional materials	2,789,937	1,635,847
Food Service	18,365,379	14,606,894
Restricted by Grantor	6,953,875	8,208,556
Athletic Program	1,676,810	1,638,853
Debt service	74,991,507	76,170,421
Capital projects	164,507,956	161,604,894
Unrestricted	58,463,396	47,463,157
Total Net Position	$ 1,103,447,528	$ 1,074,598,143

The Statement of Activities is prepared using the full accrual method of accounting. This report complements the Statement of Net Position by showing the overall change in the School District's net position for the fiscal year ended June 30, 2014. In the fiscal year ended June 30, 2014, net position increased by $ 30,617,310 as opposed to an increase by $116,140,011 in the previous year. The significant increase in the Changes in Net Position in FY 2013 was largely attributable to the capitalization of Public School Capital Outlay awards ($83 million).

Revenues	**2014**	**2013**
Program Revenues		
Charges for Services	$ 48,460,411	$ 47,422,462
Operating Grants and Contributions	139,985,534	147,552,001
Capital Grants and Contributions	11,366,847	10,178,265
Total Program Revenues	199,812,792	205,152,728
General Revenues		
Taxes-General, Debt Service, Capital Projects	147,818,028	150,708,181
Public School Capital Outlay Council Awards	-	82,925,067
State Aid not Restricted to Specific Purposes	612,562,319	590,190,332
Interest and Earnings in Investments	659,624	611,473
Gain on Disposal of Capital Assets	16,223	179,810
Miscellaneous	3,883,693	1,226,329
Total General Revenues	764,939,887	825,841,192
Total Revenues	964,752,679	1,030,993,920
Program Expenses		
Instruction	423,670,039	415,372,893
Support services:		
Students	70,382,092	70,996,531
Instruction	21,117,189	20,736,095
General Administration	5,162,278	5,225,441
School Administration	43,274,616	41,382,284
Central Services	113,603,189	97,013,609
Operation & Maintenance of Plant	64,352,488	64,842,630
Student Transportation	19,194,212	18,160,713
Other Support Services	35,657	724,660
Food Services Operation	31,895,344	31,785,794
Community Services	10,392	3,766
Facilities, Supplies & Materials	52,124,859	61,072,398
Interest on long-term debt	19,936,123	22,019,051
Depreciation - unallocated	69,582,812	65,518,044
Total Program Expenses	934,341,290	914,853,909
Changes in Net Position	30,411,389	116,140,011
Net Position Beginning	1,072,830,218	958,458,132
Net Position Ending	$ 1,103,241,607	$ 1,074,598,143

Fund Financial Statements

Statement of Revenues and Expenditures and Changes in Fund Balances

Fund financial statements are based on a modified accrual basis of accounting. The Statement of Revenues and Expenditures and Changes in Fund Balances is not a new statement to the School District's annual financial reports. This report guides the reader to a meaningful overall view of the District's revenues, expenditures, and fund balance and changes to the fund balance. This report also shows the revenue and expenditure activities of each major fund and the total of all "other" Governmental Funds. Total revenues from State, Local and Federal sources were $933,757,654. With the addition of $590,626 in Interest Income, total revenues increased to $934,348,280. Other Financing Sources (Bond Activities) added $50,489,099 resulting in current resources for the year of $984,837,379. Total expenditures for the School District were $969,593,117. The total ending Fund Balance, $316,062,742 is an increase of $15,244,262 from the prior year.

Multi-Year District Revenues and Expenditures

Total revenues for FY 2014 increased $39 million compared to FY 2013 driven by a $ 16 million increase in State, Local and Federal funding and a $23 million increase in other financing sources.

Year	Total Revenues[1]	Increase % (Decrease)	Total Expenditures[1]	Increase % (Decrease)
2008/2009	$ 1,275,481,903	27.79%	$ 1,240,263,988	26.33%
2009/2010	977,694,273	-23.35%	1,045,072,104	-15.74%
2010/2011	1,099,133,052	12.42%	984,429,132	-5.80%
2011/2012	888,661,015	-19.15%	906,500,987	-7.92%
2012/2013	946,149,736	6.47%	943,480,494	4.08%
2013/2014	984,837,379	4.09%	969,593,117	2.77%

[1]Revenues include proceeds from general obligation bonds sales in each respective year. Cash carryovers are excluded and expenditures include capital outlays.

The Budget

The State of New Mexico school budget process is defined under New Mexico State Statutes (Section 22-8, *Public School Finance*) and the New Mexico Administrative Code (Section 6.20.2 *Governing Budgeting and Accounting for New Mexico Public Schools and School Districts).* During the 2009/2010 fiscal year, APS moved from a site-based to a district-based budgeting process. Schools are provided funding based on a formula that is driven by student enrollment. Schools are also provided with additional "discretionary" funding based on their level of at risk factors (free lunch participation, mobility, English language learners). School principals then work with their staff and site councils to develop a detailed site budget.

GASB 34 does not require a combining statement presenting the overall District result of the budget for each year; however, all major budgetary funds are required by the New Mexico State Auditor to be reported as separate statements.

The District had 85 active major and non-major funds at June 30, 2014. The 10 major budgetary funds in these reports are:

Operational Fund	IDEA-B
Pupil Transportation	Bond Building
Instructional Materials	Capital Improvements HB-33
Food Service	Capital Improvements SB-9
Title I - IASA	Debt Service

In addition, 68 active, non-major Special Revenue Funds, and 6 non-major Capital Projects funds and 1 non-major Educational Technology Debt Service fund are also reported for their budgetary performance.

The following graphic shows the fiscal relationship of the major funds and the combined non-major funds presented on a budgetary basis.

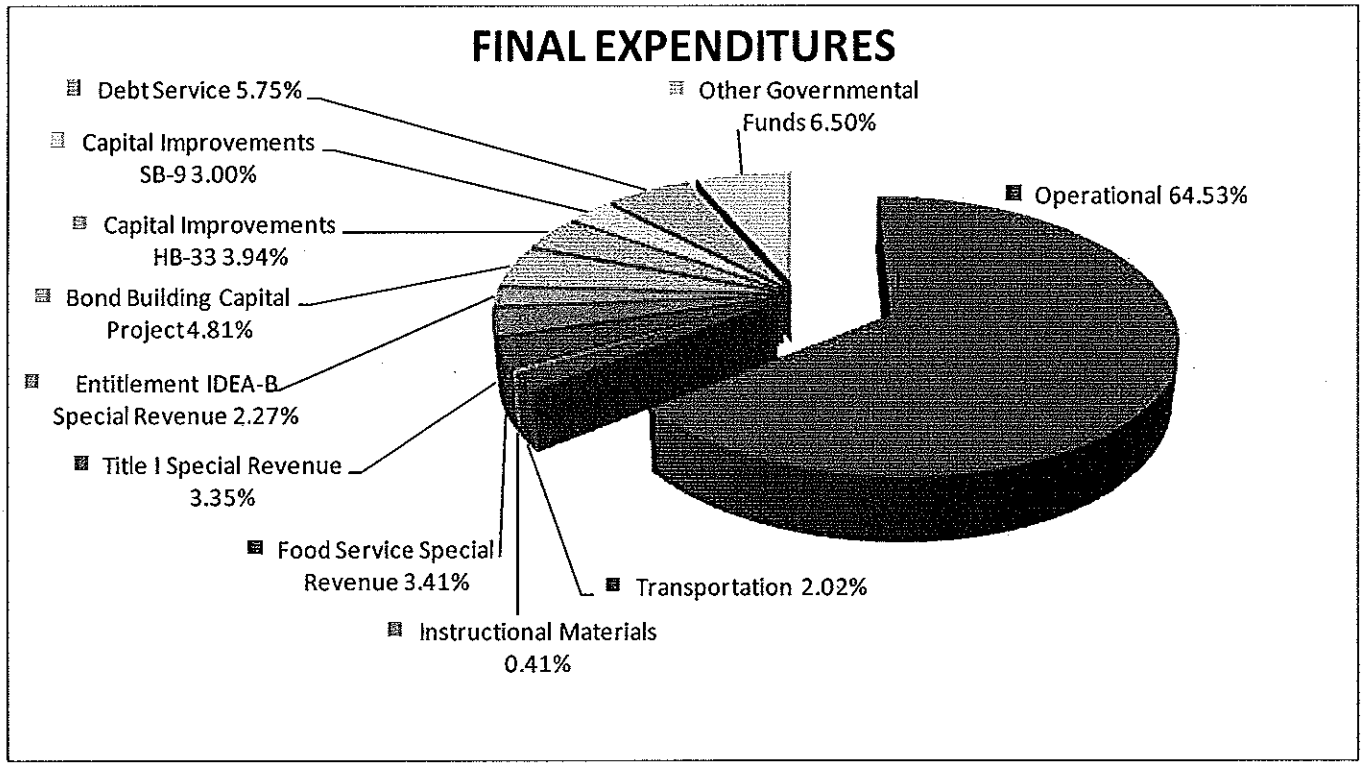

The Operational Fund Final Expenditures represent 64.53% of the total expended dollar amount. This fund provides the salary and benefits for the significant majority of the Instructional, Instructional Support and School Support, Maintenance and Administrative staff as well as classroom materials, special education consulting staff and fixed utility costs. Revenue from this fund is substantially derived through the statewide funding formula in the form of State Equalization Guarantee, which is appropriated for education by the State Legislature. The Operational Fund is discussed later in the *Management Discussion and Analysis*.

Major Funds-Analysis of Budgetary Fund Balances

Fund Type	Fund Balance: June 30, 2013	Fund Balance: June 30, 2014	Variance
Operational	$ 36,601,301	$ 42,139,480	$ 5,538,179
Transportation	-	-	-
Instructional Materials	780,381	2,836,873	2,056,492
Food Service Special Revenue	14,221,494	17,543,921	3,322,427
Bond Building Capital Project	20,996,426	18,172,393	(2,824,033)
Capital Improvements HB-33	76,868,465	94,640,050	17,771,585
Capital Improvements SB-9	56,752,384	54,468,603	(2,283,781)
Debt Service	54,881,365	61,128,367	6,247,002
Total	$ 261,101,816	$ 290,929,687	$ 29,827,871

The overall budgetary fund balances of these major funds have increased by $29.8 million. The Operational Fund is showing the effect of a successful effort to increase cash balance by realizing a reduction in total expenditures. The Transportation Fund balance should always be as low as possible as 50% of this balance on a cash basis reverts to the Public Education Department. The decline in Instructional Materials has improved in the past couple of years and this fund balance is beginning to recover. The Food Services Department is accumulating resources in anticipation of moving into a new facility. A building has been purchased, and as renovations are completed, these funds will be used to furnish the facility and upgrade equipment as needed. This move will centralize all District Food Services operations in one location. The Bond Building Fund has decreased as funds have been spent on on-going projects. Mill levy funds have increased as the district re-prioritizes projects identified in the Capital Master Plan. The debt service fund balance has increased in proportion to obligations due in the short term.

The Operational Fund

The Operational Fund is the School District's largest fund. Because the Operational Fund budget for the period ending June 30, 2014 was $661,859,476, the significant impact of this fund on School District Operations must be kept in context.

The Operational Fund is predominately funded by revenues from the State Equalization Guarantee (SEG) appropriated by the state legislature through the statewide funding formula. This fund pays for teaching staff, teaching support staff, special education support staff, maintenance staff and administrative staff. The Operational Fund also provides the majority of the funding for athletics. State public school support funding for school district operations increased by 3.9% for the year ended June 30, 2014. As shown in the *Operational Fund Statement of Revenues, Expenditures and Changes in Fund Balances – Budget,* the Operational Fund began the year with an initial expenditure budget of $653,987,044 and had a final budget of $661,859,476. This increase was primarily due to the difference between estimated and actual cash balance that carried forward from the previous year and funds received for e-rate reimbursements.

Because of the student growth experienced by the School District, an emphasis placed on schools by the New Mexico Legislature, and because the State Equalization Guarantee Formula is based upon student populations, the Operational Fund had historically realized increases in revenues, up until FY 2010-2011. Operational fund revenue has declined due to the recent recession. However, adding to the decline in revenue, in FY11 a policy decision was made by the State Legislature and supported by a newly elected Governor to funnel an unprecedented amount of funding outside of the statewide funding formula directly to the Public Education Department for discretionary distribution to New Mexico school districts. This trend has continued through FY15. Revenues through the funding formula have marginally increased beginning FY 2012-2013 as economic conditions have improved as seen in the following table.

Operational Fund Revenues (Including ARRA Stabilization Funds)

Year	Revenues	Increase %
2008/2009	$ 631,994,302	1.60%
2009/2010	632,311,218 [1]	0.10%
2010/2011	615,332,851 [2]	-2.70%
2011/2012	598,347,440 [3]	-2.80%
2012/2013	607,350,045	1.50%
2013/2014	626,748,263	3.20%

[1] Includes Federal ARRA Stabilization Funds of $54,203,625

[2] Includes Federal ARRA Stabilization Funds of $23,284,057

[3] Includes Federal ARRA Stabilization Funds of $246.094

Because the Operational Fund is the main fund whose expenditures are significantly related to the educational process, $621,210,084 was expended in the year ending June 30, 2014. The most significant expenditure was for the function noted as "Instruction". This expenditure was $407,166,073 or 65.5% of all Operational Fund expenditures. Expenditures included in this function are Regular Education teachers, Special Education teachers, Early Childhood Education teachers and educational assistants, staff benefits, payroll taxes, school supplies, training and miscellaneous instructional related contract services. In addition, $80,629,047 or 13% was expended from the "Support Services-Students" and "Support Services-Instruction". The expenditures in these two functions are directly in support of classroom and school activities. Charges to these functions include the related expenditures for librarians, nurses, social workers, counselors and special education support staff. Less than 1% of the Operational budget was used for general administration, 5.5% was used for school administration, and 2.9% was used for Central Services which includes Business Support, Warehouse Support, and Informational Technology.

The following discussion on the Operational Fund budget will relate functional expenditures for the year ending June 30, 2014 for the Operational Fund. Instruction for APS represents 65.5% of all Operational Fund expenditures and compares favorably with the state-wide ratio for Instruction of 62%.

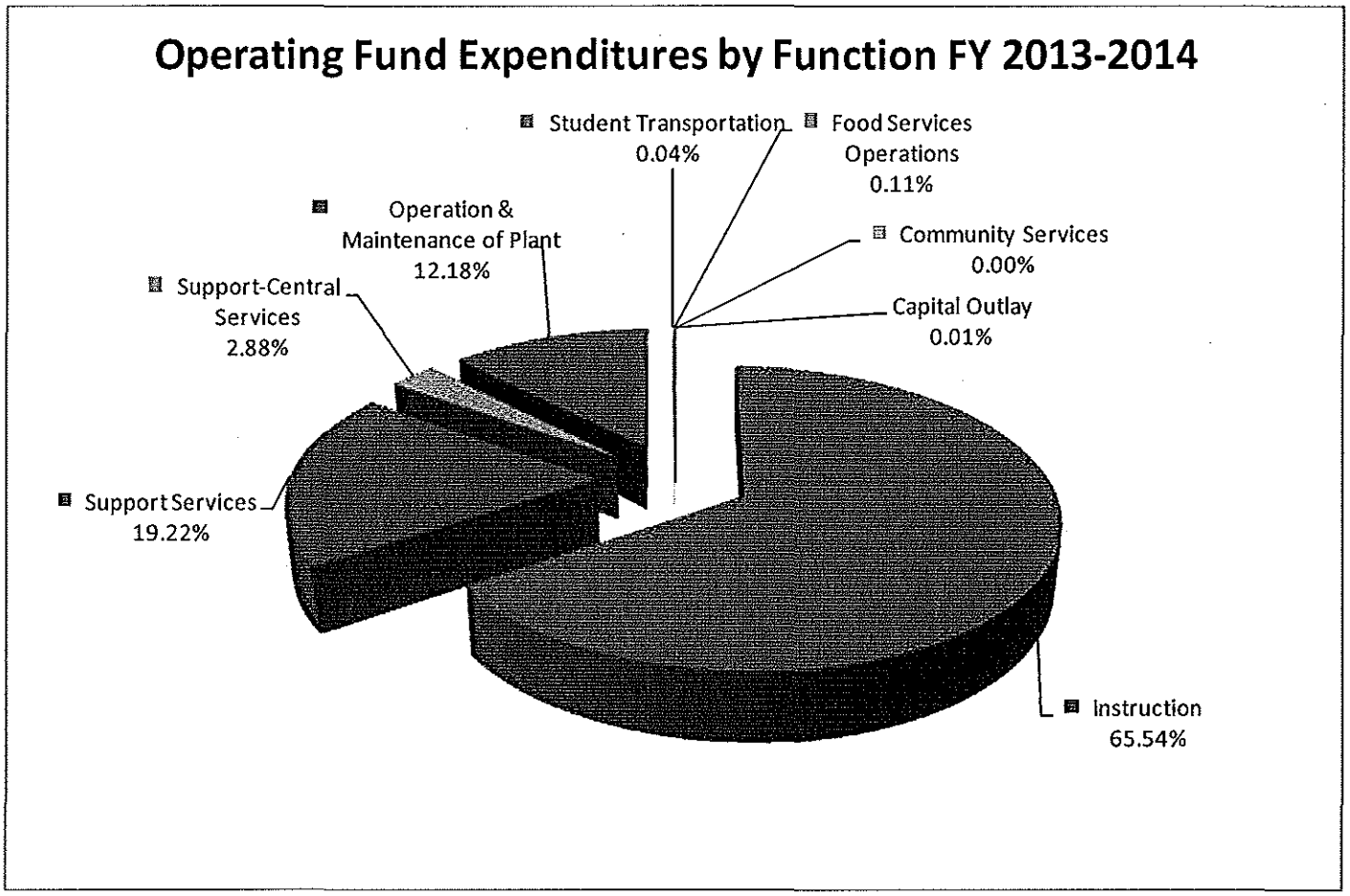
Operating Fund Expenditures by Function FY 2013-2014
Student Transportation 0.04%
Food Services Operations 0.11%
Operation & Maintenance of Plant 12.18%
Community Services 0.00%
Support-Central Services 2.88%
Capital Outlay 0.01%
Support Services 19.22%
Instruction 65.54%

FY 2013-2014 Operational Fund Revenues and Expenditures

			Final vs. Orig Budget		Actual vs. Final Budget				
	Original Budget	Final Budget	Variance	V%	Actual	Variance	V%		
Revenues	$ 624,648,070	$ 625,834,798	$ 1,186,728	0.2%	$ 626,748,263	$ 913,465	0.1%		
Expenditures by function								% Expenditure	% State Average [2]
1000-Instruction	$ 426,386,655	$ 429,009,593	$ (2,622,938)	-0.6%	$ 407,166,073	$ 21,843,520	5.1%	65.54%	62%
2100-Support –Students	65,780,144	66,404,249	(624,105)	-0.9%	59,627,487	6,776,762	10.2%	9.60%	10%
2200-Support –Instruction	23,773,082	24,774,848	(1,001,766)	-4.2%	21,001,560	3,773,288	15.2%	3.38%	3%
2300-Support-Admin-General	5,066,715	5,066,715	-	0.0%	4,620,614	446,101	8.8%	0.74%	2%
2400-Support-Admin-School	34,014,284	34,356,981	(342,697)	-1.0%	33,910,188	446,793	1.3%	5.46%	6%
2500-Support-Central Services	19,543,282	19,672,366	(129,084)	-0.7%	17,904,648	1,767,718	9.0%	2.88%	3%
2600-Operation & Maintenance	75,272,715	78,423,557	(3,150,842)	-4.2%	75,684,694	2,738,863	3.5%	12.18%	13%
2700-Pupil Transportation [3]	443,529	443,529	-	0.0%	261,480	182,049	41.0%	0.04%	0%
2900-Non Operating [4]	2,512,152	2,512,152	-	0.0%	250,826	2,261,326	90.0%	0.04%	0%
3100-Food Services Operation	1,094,431	1,094,431	-	0.0%	689,692	404,739	37.0%	0.11%	0%
3200-Community Services	9,000	9,000	-	0.0%	1,798	7,202	80.0%	0.00%	0%
3140-Capital Outlay	91,055	92,055	(1,000)	-1.1%	91,024	1,031	1.1%	0.01%	0%
Total	$ 653,987,044	$ 661,859,476	$ (7,872,432)	-12%	$ 621,210,084	$ 40,649,392	6%	100%	100%

[1] Percentage of expenditures to total expenditures.

[2] Source PED Statistical Data, New Mexico Financial Statistics - Budgeted Expenditures 2013-2014.

[3] Operational fund expenditure for pupil transportation only

[4] Non-Operating includes emergency reserve and legal settlement budgets. Expenditures are generally not incurred

[5] Operating costs not normally incurred by this fund within this function.

Increased expenditures levels included in the final budget compared to the original budget are the result of adjustments made for the difference between the original estimate of the previous year's ending cash balance and the actual ending cash balance. Decreases in actual expenditures compared to the final budget were principally the result of reduced salary and benefit expenditure levels driven by employee vacancies in most functional areas.

The following two tables expand the comparison between the ratios of APS and the State for the Operational Fund expenditures for the last three year period. The first table outlines the comparative functional expenditures for the three year period; the second details the resulting ratios.

	2011-2012		2012-2013		2013-2014	
	APS	Statewide	APS	Statewide	APS	Statewide
Functional Expenditures [1, 2]						
1000-Direct Instruction	$ 389,690,915	$1,447,175,034	$ 395,042,574	$ 1,487,546,083	$ 407,166,073	$ 1,618,379,831
2100-Support-Students	59,461,032	227,070,565	54,004,275	225,949,329	59,627,487	256,218,677
2200-Support-Instructional	20,302,026	64,347,339	20,633,900	66,219,107	21,001,560	72,808,208
2300-General Admin	4,062,128	46,338,795	4,078,430	45,810,024	4,620,614	51,261,420
2400-School Admin	31,326,651	152,305,960	32,126,946	157,943,232	33,910,188	169,014,637
2500-Central Services	16,093,413	76,011,113	16,409,430	77,959,135	17,904,648	87,416,238
2600-Oper/Maintenance Plant	70,927,225	308,210,767	76,113,329	310,919,711	75,684,694	343,858,586
2700-Pupil Transportation	225,396	3,290,559	226,808	5,210,957	261,480	4,810,921
2900-Non-Operating	1,309,460	4,239,638	1,038,851	4,484,866	250,826	5,102,112
3100-Food Services	404,057	2,574,735	658,488	2,982,153	689,692	3,894,707
3300-Community Services	5,643	2,424,545	3,766	1,959,772	1,798	2,003,344
4000-Capital Outlay	80,954	2,140,696	91,055	2,849,885	91,024	5,128,427
TOTALS	$ 593,888,900	$2,336,129,746	$ 600,427,852	$ 2,389,834,254	$ 621,210,084	$ 2,619,897,108
Functional Ratios						
1000-Direct Instruction	65.62%	61.95%	65.79%	62.24%	65.54%	61.77%
2100-Support-Students	10.01%	9.72%	8.99%	9.45%	9.60%	9.78%
2200-Support-Instructional	3.42%	2.75%	3.44%	2.77%	3.38%	2.78%
2300-General Admin	0.68%	1.98%	0.68%	1.92%	0.74%	1.96%
2400-School Admin	5.27%	6.52%	5.35%	6.61%	5.46%	6.45%
2500-Central Services	2.71%	3.25%	2.73%	3.26%	2.88%	3.34%
2600-Oper/Maintenance Plant	11.94%	13.19%	12.68%	13.01%	12.18%	13.12%
2700-Pupil Transportation	0.04%	0.14%	0.04%	0.22%	0.04%	0.18%
2900-Non-Operating	0.22%	0.18%	0.17%	0.19%	0.04%	0.19%
3100-Food Services	0.07%	0.11%	0.11%	0.12%	0.11%	0.15%
3300-Community Services	0.00%	0.10%	0.00%	0.08%	0.00%	0.08%
4000-Capital Outlay	0.01%	0.09%	0.02%	0.12%	0.01%	0.20%
TOTALS	100.00%	100.00%	100.00%	100.00%	100.00%	100.00%

[1] Albuquerque expenses are actual; taken from APS audited financial statements, Non-GAAP Budgetary Basis schedules.

[2] Satewide expenses are taken from PED statistical information; 2011-2012 and 2012-2013 data are actual, 2013-2014 data are budget.

Support services for students and instruction represents 13% of Operational Fund expenditures and accounts for expenditures for program coordinators, counselors, school nursing staff, librarians, special education ancillary staff and significant support to special education programs through contract ancillary support staff and contract programs. General Administration and Central Services represents the overhead support for the entire operations of the School District; these programs combined represent 3.6% of the total Operational Fund. Central Services includes Business support, Technology, and Warehousing Services. Maintenance and Operations account for 12.2% of the Operational Fund expenditures. Included in the Maintenance and Operations expenditures are salaries and benefits for maintenance staff, school custodians, fixed utility costs, maintenance and repairs, maintenance supplies and school custodial supplies. Additional support for maintenance projects comes from the voter approved Two-Mill Levy Fund (SB-9). The SB-9 fund is a critical and integral fiscal component of the School District's Maintenance

program. The Operational Fund also supports expenditures for school athletics and summer school in the Instruction function.

Administrative Costs

To allow the reader to compare the performance of the Albuquerque Public Schools with the performance of all school districts within the State of New Mexico, additional statistical information concerning state wide performance has been added to the above budget tables. In addition, the following table compares the Operational Fund costs associated with General Administration and Central Services to those of the state wide average. This information shows that the School District's expenditure in these functions is lower than the state wide average. The information used for this data is from Public Education Department FY 2013-14 budget for the period ending June 30, 2014.

Comparative Administrative Costs 2013-14

School District	Gen Administration	School Administration	Central Services	Total
APS 2013-2014	0.74%	5.46%	2.88%	9.08%
State Average 2013-2014	1.96%	6.45%	3.34%	11.75%

Source: PED – New Mexico Finance Statistics; Final Expenditure Report, June 30, 2014

Self-Insurance Benefits and Reserve Funds

Sections 22-29-1 thru 10, NMSA, mandate that school districts and charter schools are to be included in the New Mexico Public Schools Insurance Authority (NMPSIA). The statutory language also allows school districts in excess of 60,000 students to be "waived" from participation in Insurance Authority programs. As a result, the School District funds and administers its own employee benefit and risk management programs as a self-insured program. However, the charter schools are included in the NMPSIA program.

Because of an interest in providing lower cost insurance to school employees state-wide, an independent study was conducted to determine the feasibility of combining the APS programs with the Insurance Authority programs. The independent study, commissioned by APS and the Insurance Authority, was completed in January 2007 and concluded that the inclusion of APS into the Insurance Authority would lead to significant cost increases to the Insurance Authority, APS and a large number of APS employees.

As part of the self-insurance program, the School District maintains reserve funds for Medical, Dental and Vision Benefits, Risk and Workers Compensation based upon periodic actuarial studies. The School District considers these funds to be "restricted" and the funds are accounted for within an Internal Service Fund. Effective June 30, 2014, balances for the self-insurance reserves were as follows:

Fund	Reserve	Confidence level
Health, Dental & Vision Benefits	$ 8,644,497	90% +
Workers Compensation	12,256,733	90%
Property/Liability	6,334,097	90%

Liabilities at June 30, 2014 for health, dental and vision are stated at 90% confidence level plus 15% to provide for claims fluctuation margin in the event of catastrophic claims. Liability balances for worker's compensation and liability and property are stated at 90% confidence level.

A confidence level is the statistical certainty that an actuary believes funding will be sufficient. For example, a 70% confidence level means that the actuary believes funding will be sufficient in seven years out of ten.

These reserves were carried forward into the 2014/2015 fiscal year and are deemed sufficient to meet requirements. The District's annual health insurance premium adjustment is implemented on January 1st of each year. On January 1, 2013, premiums increased for the first time in 3 years by 2% based on actuarial data which includes current health care cost trends. January 1, 2014 medical insurance premiums increased 5%; dental insurance increased about 7%.

Effective January 1, 2015, dental insurance premiums will increase by about 3.4% and vision plan premiums will increase about 2.7%. Medical insurance premiums will not change.

Capital Assets

GASB 34 requires public entities to depreciate capital assets. Utilization of depreciation concepts by public entities allows the reader to know if the entity is replacing its assets at a rate in which they are being used. The Albuquerque Public Schools utilizes a "straight line" depreciation method in all cases and standardized lifetime tables in calculating this depreciation.

Historically and in accordance with prior State Statute, State Regulations and School Board Policy, all assets with a value in excess of $1,000 were capitalized. Effective July 1, 2006, this amount was increased to $5,000 by State Statute. The District continued to capitalize all assets with a value in excess of $1,000 through June 30, 2010. All assets on the books as of July 1, 2010 with a cost between $1,000 and $5,000 will remain on the District's inventory list and continue to be subject to depreciation rules for the life of the asset. Effective July 1, 2012 the district began capitalizing only equipment with a value in excess of $5,000 in accordance with state statute. In addition, effective July 1, 2010, the District began tracking all computers regardless of value in response to a State Auditor directive that all computer hard drives be certified as "sanitized" or destroyed prior to disposal.

As of June 30, 2014, the School District capital assets had a book value of $1,292,602,152 after depreciation. This statement includes total accumulated depreciation of the School District's capital assets in the amount of $817,430,323 (see Note 7).

Due to fluctuations in student enrollment and certain aging facilities, the School District has taken a planned and focused approach towards investing in equipment and building new facilities as well as adding to and maintaining existing facilities. These efforts are evidenced by the substantial and continuous investment in the Capital Master Plan.

The following table displays a two-year history of year-end balances for the School District's investment in all capital assets:

Capital Asset Type	Balance June 30, 2013[1]	Balance June 30, 2014[1]
Land and Land Improvements	$ 182,439,694	$ 197,602,077
Buildings and Building Improvmts	1,605,839,631	1,716,254,327
Furniture, Fixtures and Equipment	63,596,967	58,931,638
Intangibles	15,889,216	15,889,216
Vehicles	14,247,690	14,497,987
Construction in Progress	149,634,002	106,857,230
Total Capital Assets	2,031,647,200	2,110,032,475
Less Accumulated Depreciation	(752,964,464)	(817,430,323)
Capital Assets – Net	$ 1,278,682,736	$ 1,292,602,152

[1] Amounts shown in dollars

In the fiscal year ending June 30, 2014, the *Statement of Revenues, Expenditures and Changes in Fund Balances* included capital outlay additions of $83,991,169. This amount included expenditures of $41,917,913 from the proceeds of the Bond Building Fund; $22,502,279 was expended from the HB-33 fund for capital improvements and $10,972,870 was expended from SB-9 funds. All three of these funds are authorized by local election. Also, $8,507,083 was expended from non-major funds. The Operational Fund had capital outlay expenditures of $91,024. Total capital asset additions include the following:

Capital Outlay	83,991,169
Assets charged to other functions	1,214,075
Total Capital Asset Additions	$ 85,205,244

General Long Term Debt

Article IX, Section 11 of the New Mexico Constitution limits the powers of a school district to incur general obligation debt beyond a school year. The School District can incur such debt for "the purpose of erecting, remodeling, making additions, and furnishing buildings or purchasing or improving school grounds or purchasing computer software or hardware for student use in public classrooms or any combination of these purposes." The approval of the debt is subject to a vote of the local electors and may not exceed 6% of the assessed valuation of the taxable property within the School District. In accordance with the assessed valuation limitation calculation, APS long term debt may not exceed $885,431,943.

To this point, the School District has not maintained a level of indebtedness to the maximum extent allowed. However, due to the need to add additional facilities to address fluctuations of the district's student population, upgrade and expand existing facilities, provide for the growing

demand for technology in education and the shift to digital curricula, and to leverage additional funds available from Public School Capital Outlay, the voters approved a $225 million dollar bond authorization on February 2, 2010. During the fiscal year ending June 30, 2014, the School District issued $43.4 million in General Obligation Education bonds, which was the last installment of the $225 million authorization approved by voters in February 2010. An additional bond authorization of $ 200 million was approved by voters on February 5, 2013. These bonds will be sold over a three year period and will increase the indebtedness in 2016 to an estimated 67% of the maximum debt limit allowed for by law.

The School District maintained a Moody's Aa1 rating and an S&P AA rating for the September 2013 bond sale. Effective July 1, 2003, School District bonds are also permitted to carry the *enhanced* State of New Mexico bond rating of Aa2. This action was authorized in Senate Bill 847. The effect of this bill will be to reduce the risk to bond holders and, as a consequence, reduce the interest costs to the taxpayer.

The School District has never defaulted on any of its debt or other obligations. Listed below is the School District's total general obligation debt as of June 30, 2014.

Series	Original Amount Issued	Maturity	Principal Outstanding
2004 QZAB	$ 4,625,000	8/1/2020	1,446,315
2006 QZAB	7,160,000	8/1/2020	2,595,332
2006C GOB 10/2006	63,980,000	8/1/2021	7,105,000
2007 GOB 12/2007	75,000,000	8/1/2022	42,450,000
2008B GOB	134,000,000	8/1/2023	102,000,000
2009 General Obligation Bonds (2009A)	124,700,000	8/1/2022	87,600,000
2009C QSCB	14,300,000	8/1/2024	14,300,000
2009D Refunding	16,800,000	8/1/2018	14,065,000
2010A GOB Regular Bonds	85,410,000	8/1/2021	70,500,000
2010B GOB QSCB	32,690,000	8/1/2027	32,690,000
2010C GOB BAB	31,900,000	8/1/2024	31,900,000
2011 GOB Refunding	8,940,000	8/1/2016	5,485,000
2011 Education Technology Notes	18,600,000	8/1/2015	9,745,000
2012 Refunding	39,670,000	8/1/2021	35,240,000
2012 Education Technology Notes	13,000,000	8/1/2017	5,650,000
2013 GOB	43,400,000	8/1/2029	43,400,000

For additional information on long term debt please see Note 8.
The School District recommends the *Official Statement* dated June 27, 2014, to a reader wishing to know more about the School District's long term debt and district demographics. This Official Statement may be obtained on our website at http://www.aps.edu/finance/accounting/official-bond-statements, or by contacting the School District's Financial Advisor:

RBC Capital Markets
6301 Uptown Blvd. NE, Suite 110
Albuquerque, NM 87110

In addition to the sale of General Obligation Bonds, the School District is eligible to receive awards from the Public Schools Capital Outlay Council (PSCOC) in accordance with Senate Bill 513, Chapter 147 Section 10(b) NMSA. The impact of these various awards is discussed throughout this *Management Discussion and Analysis.*

Charter Schools

Because the operations of the charter schools are not material to the overall financial performance of the Albuquerque Public Schools, charter schools are only included in this section of the analysis. Charter school organization and management is set forth under Sections 22.8B.1 through 15, NMSA. This section of the law allows for charter schools to be formed and funded within an existing school district under specific criteria. The Albuquerque Board of Education is responsible for the review and approval of charter school applications; however, a denial of an application allows for an appeal process to the Public Education Department. Each charter school is governed by a governing body identified in the charter. The charter school governing body is responsible for the operation of the charter school including "preparation of a budget, contracting for services and personnel matters."

Because of the complexity of the rules and accounting requirements of Public Education Department, many charter schools find varying degrees of difficulty and challenges. The Albuquerque Public Schools, the New Mexico Coalition of Charter Schools, and the New Mexico Association of School Business Officials are all working to provide support and training for these schools.

The following table lists all Charter Schools active during the fiscal year ending June 30, 2014 and the summary of their fiscal performance. This information is summarized for each school on the *Combined Statement of Revenues, Expenditures and Changes in Fund Balances Governmental Funds* (GAAP). The stated fund balance is the final, adjusted, fund balance for all governmental funds as of June 30, 2014. The statement shows the performance of each individual school's combined governmental funds on a GAAP basis.

Charter School Name	Year Chartered	Grades	FY 13-14 End-of-Year Student Count	FY 13-14 Total Revenue[1]	FY 13-14 Total Expenditures[1]	Total Final EOY Fund Balance[1]
21st Century Public Academy	2000	5-8	246	1,900,086	1,685,023	(66,990)
Albuquerque Talent Development Secondary Charter	2007	9-12	141	1,714,701	1,857,067	38,463
Alice King Community School	2006	K-5	318	2,513,954	2,539,480	145,011
Christine Duncan's Heritage Academy	2006	K-8	179	1,977,656	1,810,085	429,794
Corrales International Charter School	2008	K-12	213	2,410,194	2,574,336	72,614
Digital Arts & Technology Academy	2002	9-12	311	3,361,672	3,382,845	603,585
El Camino Real Academy	2002	K-12	324	4,001,357	4,017,454	73,261
Gordon Bernell Charter School	2008	9-12	376	3,782,565	3,980,656	253,297
La Academia de Esperanza	2001	6-12	348	4,239,298	4,604,092	211,268
Los Puentes Charter School	2002	7-12	164	2,559,985	2,483,949	357,298
Montessori of the Rio Grande	2004	PreK-6	215	2,008,835	1,988,332	226,628
Mountain Mahogany Community School	2005	K-8	206	1,835,099	3,947,225	191,771
Native American Community Academy	2006	6-12	352	5,172,803	5,134,292	91,970
Nuestros Valores Charter School	2001	9-12	115	1,756,538	1,741,544	93,701
Public Academy for Performing Arts	2001	6-12	360	3,604,590	3,595,715	286,621
Robert F Kennedy High School	2001	9-12	189	3,105,027	3,222,998	(28,950)
School for Integrated Academics and Technologies	2004	9-12	275	2,675,065	2,747,535	193,847
South Valley Academy	2000	6-12	334	4,087,503	3,932,781	625,009
The Bataan Military Academy	2006	9-12	92	1,393,045	1,582,218	8,331

[1]Amounts shown in dollars.

One of the more significant challenges facing charter schools is the quality of the existing charter school facilities. The State of New Mexico has mandated that charter schools occupy public facilities by the 2015 school year. Policy discussions are ongoing with regard to how that mandate will be funded and implemented. The deadline has been extended at least once from its original deadline. Included in the options for charter schools is the lease purchase financing of school facilities. The constitutional prohibition on lease purchase financing was removed by the voters as a result of the general election on November 7, 2006. It is anticipated that further legislative definition of this capital project financing tool will take place during future legislative sessions. All of the APS district authorized charter schools are included in the district's comprehensive Capital Master Plan. The Albuquerque Public Schools has invested more dollars for capital outlay for its district authorized charter schools than any other authorizer in the state. To date, the district has allocated more than $34 million providing permanent facilities for South Valley Academy, Montessori of the Rio Grande, and the Digital Arts and Technology Academy. Construction is currently underway at Robert F. Kennedy Charter School and plans are being finalized to repurpose an existing APS facility for the Public Academy for the Performing Arts. In addition, the district is collaborating with CNM to provide a permanent building for the Native American Charter Academy on the CNM campus.

APS Education Foundation

The Albuquerque Public Schools Education Foundation is a 501(c)(3) charitable organization established in 1995 that raises private support for academic programs within the district. In addition to providing help to the 92,000 schoolchildren and 12,000 staff members of the district, the Foundation serves as a fiscal agent for a variety of programs. In 2009, the Foundation established the Horizon Campaign, a fundraising effort aimed at providing financial supplements to Fine Arts, Literacy, Science/Technology/Engineering/Math (STEM) and Middle School/High School Activities programs operated by the district. Through this campaign, the Foundation has raised more than $850,000 in cash, in-kind donations, and pledges. This Foundation's financial statements are discretely presented in this report as a component unit.

Agency Funds

School sites, as fiscal agents, maintain and monitor special funds on behalf of the school activity groups. These agency funds maintained by the schools are intended to benefit a specific activity or interest and are generally raised by students for student use. The total of the funds district-wide is $5,678,855.

While each school site is the fiscal agent and responsible for the administration of the agency funds, the use of these funds is in accordance with School District Policy and Public Education Department Regulations. The management of these funds is directed by the school principal and the funds are also subject to annual review by the School District's Internal Audit Department.

Future Trends

The Economy and Public School Funding: In New Mexico, the general operation of school districts is principally funded by the State through an allocation formula known as the State Equalization Guarantee (SEG). State legislators convene annually and determine the amount of funds to be allocated within the State for educational purposes. The principal resources to the State that are available for allocation include the Gross Receipts Tax and the Severance Tax (a tax on extracted natural resources).

The international economic crisis that began in 2008 has significantly impacted New Mexico. Over time, the Gross Receipts Tax had proven itself to be a reliable source of State and local revenue due to sustained economic growth since New Mexico's economy has consistently expanded from year to year for well over fifty years. New Mexico's current economic crisis has ended that growth and the Gross Receipts Tax has contracted in the last year.

The Severance Tax, however, is more volatile because it is more closely tied to the global pricing of natural resources such as oil and natural gas. Increased demand for oil and natural gas resources has had a positive effect on state revenues, which have shown a marginal increase over the past couple of years. It is important to note that, although revenue has increased, the appropriation to fund public schools through the state-wide funding formula is still below 2008 levels.

State Equalization Guarantee Funding History

The following table indicates the statewide funding of SEG along with the amount allocated to the District for the past five years.

Fiscal Year	Statewide[1]		APS District[1]	
FY2008-09	2,331,045,045		621,262,717	
FY2009-10	2,281,026,198	2	610,595,016	2
FY2010-11	2,222,903,684	3	601,789,251	3
FY2011-12	2,227,294,667		583,644,192	4
FY2012-13	2,274,438,900		590,190,332	
FY2013-14	Not available		612,562,319	

[1] Amounts shown in dollars.

[2] Statewide and APS includes $ 188,888,604 and $ 54,203,625 of Federal ARRA Stabilization Funds respectively

[3] Statewide and APS includes $ 44,111,247 and $ 23,284,057 of Federal ARRA Stabilization Funds respectively

4 Statewide and APS includes $ 953,267 and $ 249,094 of Federal ARRA Stabilization Funds respectively

Operational funding of public schools for the past two years has marginally improved as the economic climate has painstakingly improved. Some of the difference in the annual rates of growth is attributable to formula factors applied in deriving the allocation to each district. For example, if a school district's student population grows at a rate that is different than the anticipated statewide growth, then that district's SEG would reflect the difference caused by the underlying change in student population ratio. Additional formula factors address the additional cost of providing for students with disabilities, bilingual education, and programs to address students at risk of dropping out. Another significant formula factor is the Training and Experience index, which recognizes the education and experience level of instructional staff and the costs associated with attracting and retaining a qualified instructional workforce.

As noted earlier, beginning in FY11, a policy decision was made by the New Mexico State Legislature and supported by a newly elected Governor to funnel an unprecedented amount of funding outside of the statewide funding formula directly to the Public Education Department for discretionary distribution. As this trend continues, there is growing concern of disequalization of per-pupil funding across New Mexico's 89 school districts and 100 charter schools. This issue compounds the fact that per-pupil funding is still below 2009 levels.

The Albuquerque Public Schools has taken a proactive approach for addressing the effects of reduce funding by undertaking a sustainability study in an attempt to become more strategic, effective and efficient with its resources. In FY14, four 2-hour study sessions were held with the Board of Education. The impetus for the development of the study is as follows:

- APS has experienced declining enrollment for four consecutive years.
- There have been too many piecemeal approaches to balancing the budget.
- Budget solutions often included employees contributing towards balancing the budget through furlough actions and shortening of contracts for teachers.

- The precipitous decline in revenue throughout the recession has forced the district to be reactionary and did not provide enough planning time during the normal budgeting process.

Key findings of the sustainability study:

- It is more effective to improve the bottom line by sustaining/growing revenue (as opposed to focusing only on cost controls). At some point the decision must be made to invest and innovate out of a deficit.
- Enrollment is key to improving revenues as funding through the state-wide funding formula is directly linked to student enrollment.

Key *Strategies:*

- Repurpose under-utilized facilities. Consider the option of creating a recurring revenue stream by renting the repurposed facilities to district charter schools currently in the district's capital master plan.
- Retain/gain enrollment by offering more choices and improving the quality of education. Improving the quality of educational experience will be a key factor in attracting and retaining student enrollment.

Areas of Opportunity for Qualitative Restructuring

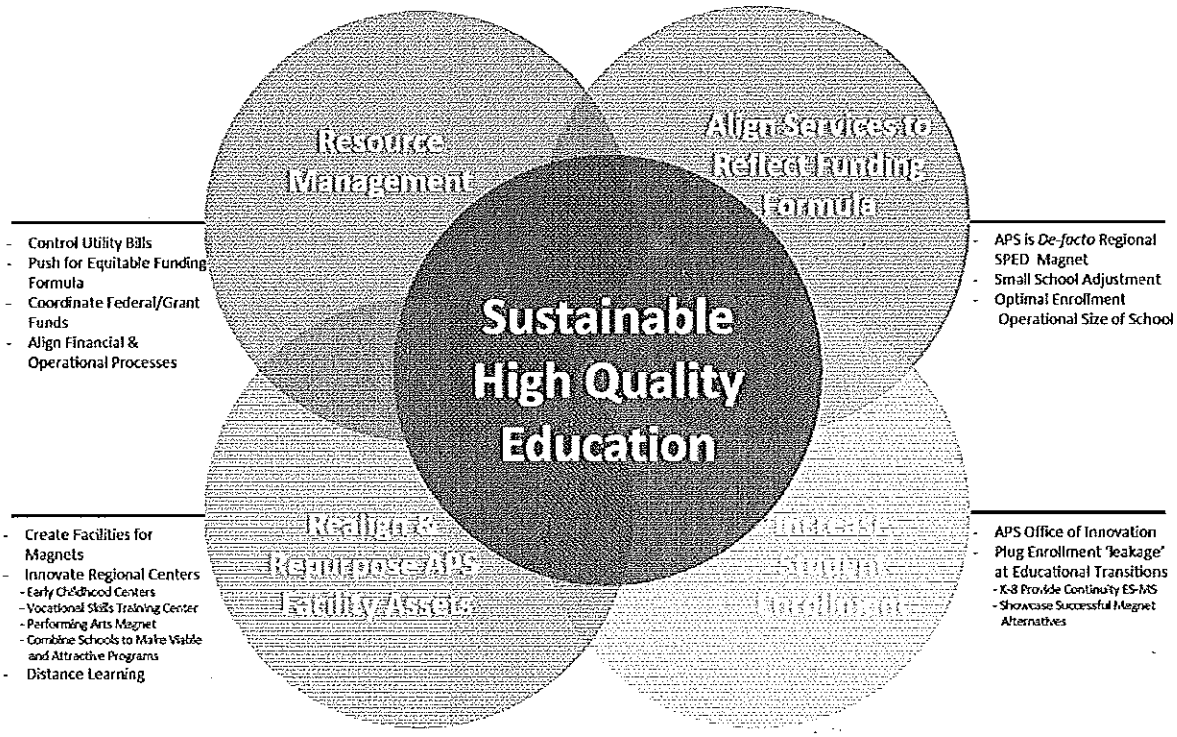

Comprehensive Approach to Providing a High Quality Education

The district is currently in the process of analyzing data and prioritizing specific projects identified in the sustainability study as having a significant impact on district revenue.

Teacher Salaries: Beginning with FY2004-05 the District began implementing a three year phase in of a state mandated three tier salary schedule for teachers throughout the State. Based on a combination of education and experience, each teacher is placed within one of the three tiers in the plan. The first tier of Level I teachers were funded at a minimum salary of $30,000. In 2005/2006, the legislature funded the increase of the Level Two teacher salary to a minimum of $40,000. Beginning with the 2007-2008 fiscal year, the minimum salary for a Level 3 teacher was increased to $50,000. It is anticipated that these increases in salaries will attract and retain high quality teaching staff. The Fiscal Year 2013-14 budget provided for 12,267 FTE. In this total, 6,149 FTE teachers were budgeted. The following is a seven year summary of average returning teacher salaries.

Year	Average Salary[1]	Experience
2007-08	43,380	11.1 years
2008-09	46,569	12.9 years
2009-10	46,504	11.0 years
2010-11	44,915	10.3 years
2011-12	46,116	12.1 years
2012-13	44,474	10.0 years
2013-14	45,208	10.0 years

[1] Amounts shown in dollars.

Source: PED, New Mexico Finance Statistics

Local Assessments

General Obligation Bonds: Local property taxes serve as the revenue source for the repayment of general obligation bonds. Because of the growth of both residential and commercial assessed valuation for properties in the Albuquerque School District, the School District has undertaken an aggressive expansion program to add additional classroom space in the District. The following table illustrates the growth of the assessed valuation for the Albuquerque School District.

Valuation Table

Tax Year	Albuquerque Public Schools[1]
2006	12,079,222,249
2007	13,182,532,511
2008	14,244,852,529
2009	15,100,118,203
2010	14,669,473,949
2011	14,703,596,631
2012	14,645,970,276
2013	14,492,037,500
2014	14,757,199,050

[1] Amounts shown in dollars.

Source: *Official Statement* Dated August 21, 2013

Because of continued development in both the residential and commercial properties in the School District, it is expected that future assessed valuations will continue to increase. It is also expected that voter support for the Albuquerque Public Schools will continue to be strong and revenues from General Obligation Bond proceeds will continue to be an integral part of the School District *Capital Master Plan.*

On Feb. 2, 2010, voters approved a $616 million bond issue and mill levy with a focus on refurbishing and rebuilding old schools, most of which are more than 40 years old. All projects approved in 2005-06 school tax funding elections are either completed or started, and all obligations fulfilled or are in the process of being fulfilled. A large focus of the last School Capital Plan was to catch up with growth areas and overcrowded schools. The main focus of the latest plan is to renew, refurbish and rebuild old schools and provide new educational and instructional technology. This plan will also begin to provide some facilities for charter schools.

Contacting the Albuquerque Public Schools

This financial report is designed to provide our community, taxpayers, investors and creditors with an overview of the Albuquerque Public School District's financial condition and to provide accountability for the funds the School District receives. If you have questions about our report or about the operations of the Albuquerque Public School District, please visit our web site at www.aps.edu, or contact:

Don Moya
Chief Finance Officer
Albuquerque Public Schools
PO Box 25704
6400 Uptown Blvd. NE., Suite 610E
Albuquerque, NM 87125-0704

Tami Coleman
Executive Director of Accounting
Albuquerque Public Schools
PO Box 25704
6400 Uptown Blvd. NE., Suite 300E
Albuquerque, NM 87125-0704

State of New Mexico
Albuquerque Municipal School District No. 12

Statement of Net Position
June 30, 2014

	Governmental Activities	Component Units
ASSETS		
Current assets:		
Cash and cash equivalents	$ 123,339,650	$ 8,942,463
Restricted cash and cash equivalents	92,172,438	-
Investments	-	-
Receivables (net of allowance for uncollectibles)	2,908,995	1,923,158
Restricted receivables	41,354,607	-
Prepaid expenses	261,894	158,987
Inventory	3,112,842	-
Total current assets	263,150,426	11,024,608
Noncurrent Assets		
Restricted cash and cash equivalents	176,392,814	-
Restricted receivables	18,931,205	-
	195,324,019	-
Capital assets (not being depreciated):		
Land	54,495,320	2,445,000
Water rights	-	-
Construction in progress	106,857,230	-
Capital assets (net of accumulated depreciation):		
Land improvements	143,106,757	-
Buildings and building improvements	1,716,254,327	13,668,957
Furniture, fixtures and equipment	73,429,625	2,570,216
Intangibles	15,889,216	-
Less: accumulated depreciation	(817,430,323)	(3,770,971)
Total Capital assets	1,292,602,152	14,913,202
Total noncurent assets	1,487,926,171	14,913,202
Total assets	$ 1,751,076,597	$ 25,937,810
LIABILITIES, DEFERRED INFLOWS OF RESOURCES AND NET POSITION		
Current liabilities:		
Accounts payable	$ 2,859,719	$ 1,023,015
Accrued expenses	65,996,716	2,871,886
Accrued interest	7,650,172	-
Insurance reserves, IBNR claims	13,338,872	-
Current portion of compensated absences	1,325,835	158,325
Current portion of long-term debt	52,824,180	267,808
Liabilities payable from restricted assets	11,874,515	-
Funds held for others	-	-
Total current liabilities	155,870,009	4,321,034
Noncurrent liabilities:		
Compensated absences	2,651,670	-
Net OPEB obligation	463,279	-
Debt due in more than one year	474,601,525	12,715,546
Long-Term portion of claims payable	13,896,455	-
Total noncurrent liabilities	491,612,929	12,715,546
Total liabilities	647,482,938	17,036,580
DEFERRED INFLOWS OF RESOURCES:	146,131	3,269,832
NET POSITION		
Net investment in capital assets	775,698,668	1,952,926
Restricted for:		
Instructional materials	2,789,937	-
Food Service	18,365,379	-
Restricted by Grantor	6,953,875	-
Athletic Program	1,676,810	-
Debt service	74,991,507	-
Capital projects	164,507,956	-
Other purposes	-	554,292
Unrestricted	58,463,396	3,124,180
Total net position	1,103,447,528	5,631,398
Total liabilities, deferred inflows of resources and net position	$ 1,751,076,597	$ 25,937,810

The accompanying notes are an integral part of these financial statements.

State of New Mexico
Albuquerque Municipal School District No. 12
Albuquerque Public Schools Foundation
Statement of Financial Position
June 30, 2014

ASSETS		
Current assets:		
Cash and cash equivalents	$	2,529,678
Investments		2,109,521
Accrued interest on investments		8,794
Current portion of beneficial interest in remainder trust		456,126
Total current assets		5,104,119
Noncurrent Assets		
Beneficial interest in remainder trust - net of current portion		1,940,785
Total assets	$	7,044,904
LIABILITIES AND NET ASSETS		
Current liabilities:		
Accounts payable	$	78,433
Total current liabilities		78,433
Total liabilities		78,433
NET ASSETS		
Unrestricted		1,963,740
Temporarily restricted		3,069,865
Permanently restricted		1,932,866
Total net assets		6,966,471
Total liabilities and net assets	$	7,044,904

The accompanying notes are an integral part of these financial statements.

State of New Mexico
Albuquerque Municipal School District No. 12
Statement of Activities
For the Year Ended June 30, 2014

Functions/Programs	Expenses	Program Revenues: Charges for Service	Program Revenues: Operating Grants and Contributions	Program Revenues: Capital Grants and Contributions	Net (Expense) Revenues and Changes in Net Position: Primary Government	Net (Expense) Revenues and Changes in Net Position: Component Units
Primary Government						
Governmental activities:						
Instruction	$ 423,670,039	$ 2,280,963	$ 67,593,131	$ -	$ (353,795,945)	
Support services:						
Students	70,382,092	6,316,092	684,593	-	(63,381,407)	
Instruction	21,117,189	-	-	-	(21,117,189)	
General Administration	5,162,278	-	-	-	(5,162,278)	
School Administration	43,274,616	-	23,796,653	-	(19,477,963)	
Central Services	113,603,189	31,458,712	-	-	(82,144,477)	
Operation & Maint. of Plant	64,352,488	-	-	-	(64,352,488)	
Student Transportation	19,194,212	-	19,475,331	-	281,119	
Other Support Services	35,657	-	-	-	(35,657)	
Food Services Operation	31,895,344	8,404,644	28,435,826	-	4,945,126	
Community Services	10,392	-	-	-	(10,392)	
Facilities, Supplies & Materials	52,124,859	-	-	9,800,233	(42,324,626)	
Interest on long-term debt	19,924,169	-	-	1,760,581	(18,163,588)	
Depreciation - unallocated (a)	69,582,812	-	-	-	(69,582,812)	
Primary Governmental Activities	$ 934,329,336	$ 48,460,411	$ 139,985,534	$ 11,560,814	$ (734,322,577)	$ -
Component Unit Governmental Activities	$ 54,712,219	$ 506,000	$ 9,525,170	$ 771,242	$ -	$ (43,909,807)
Total Governmental Activities	$ 989,041,555	$ 48,966,411	$ 149,510,704	$ 12,332,056	$ (734,322,577)	$ (43,909,807)

General Revenues:	Primary Government	Component Units
Property taxes:		
Levied for general purposes	5,042,088	-
Levied for debt service	64,235,532	-
Levied for capital projects	78,540,408	3,290,496
State Equalization Guarantee	612,562,319	40,071,379
Interest & Investment Earnings	659,624	4
Gain/Loss on disposal of capital assets	16,223	-
Miscellaneous	3,883,693	357,903
Total general revenues	764,939,887	43,719,782
Change in net position	30,617,310	(190,025)
Net position-beginning as previously stated	1,074,598,143	5,821,423
GASB 65 restatement (See Note 18)	(1,767,925)	-
Net Position - beginning Restated (b)	1,072,830,218	5,821,423
Net Position - ending	$ 1,103,447,528	$ 5,631,398

(a) Excludes direct depreciation expense
(b) Component unit beginning net position excludes $6,573,604 for APS Foundation presented in accordance with FASB effective Fiscal Year 2014

State of New Mexico
Albuquerque Municipal School District No. 12
Albuquerque Public Schools Foundation
Statement of Activities and Changes in Net Assets
For the Year Ended June 30, 2014

	Unrestricted	Temporarily Restricted	Permanently Restricted	Total
REVENUES, GAINS AND PUBLIC SUPPORT				
Donations and pledges	$ 518,339	$ 2,411,773	$ -	$ 2,930,112
In-kind contributions	450,756	-	-	450,756
Special evenuts	122,422	-	-	122,422
Investment income, net of $15,922 in fees	207,885	-	-	207,885
Change in value of beneficial interest in remainder trust	61,259	-	-	61,259
Other	192,746	-	-	192,746
Total revenues, gains and public support	1,553,407	2,411,773	-	3,965,180
Net assets released from restrictions:				
Expiration of time and purpose restrictions	2,112,703	(2,112,703)	-	-
EXPENSES				
Program services	2,924,662	-	-	2,924,662
Fundraising	56,645	-	-	56,645
Management and general	591,006	-	-	591,006
Total expenses	3,572,313	-	-	3,572,313
CHANGES IN NET ASSETS	93,797	299,070	-	392,867
NET ASSETS, BEGINNING OF YEAR	1,869,943	2,770,795	1,932,866	6,573,604
NET ASSETS, END OF YEAR	$ 1,963,740	$ 3,069,865	$ 1,932,866	$ 6,966,471

The accompanying notes are an integral part of these financial statements.

State of New Mexico
Albuquerque Municipal School District No. 12
Albuquerque Public Schools Foundation
Statement of Cash Flows
Year Ended June 30, 2014

CASH FLOWS FROM OPERATING ACTIVITIES		
Change in net assets	$	392,867
Adjustments to reconcile change in net assets to net cash provided by operating activities:		
Net realized and unrealized gains in beneficial interests in perpetual trusts		(61,259)
Net realized and unrealized gains on invesments		(122,713)
Effects of changes in operating assets and liabilities:		
Accounts payable and other liabilities		62,698
Net cash provided by operating activities		271,593
CASH FLOWS FROM INVESTING ACTIVITIES		
Purchase of investments		(103,756)
Proceeds from sale of investments		93,229
Net cash used in investing activities		(10,527)
NET INCREASE IN CASH AND CASH EQUIVALENTS		261,066
CASH AND CASH EQUIVALENTS, BEGINNING OF YEAR		2,268,612
CASH AND CASH EQUIVALENTS, END OF YEAR	$	2,529,678

NONCASH ACTIVITIES		
In-kind contributions	$	450,756

The accompanying notes are an integral part of these financial statements.

State of New Mexico
Albuquerque Municipal School District No. 12

Balance Sheet
Governmental Funds
June 30, 2014

	General Fund	Special Revenue Funds				
	Operational 11000	Pupil Transportation 13000	Instructional Materials 14000	Food Service 21000	Title I IASA 24101	IDEA-B Entitlement 24106
ASSETS						
Cash and Cash Equivalents	$ 70,377,199	$ -	$ -	17,540,788	$ -	$ -
Investments	-	-	-	-	-	-
Accounts receivable						
Taxes	619,943	-	-	-	-	-
Due from other governments	-	-	-	-	-	-
Interfund receivables	37,330,027	-	-	-	-	-
Other	2,289,052	-	-	-	-	-
Prepaid expenses & other assets	50,000	-	-	-	-	-
Inventory	1,816,418	-	-	1,296,424	-	-
Restricted cash and cash equivalents	-	-	2,836,873	-	-	-
Restricted accounts receivable	-	-	-	1,003,366	19,002,855	7,760,610
Total assets	$ 112,482,639	$ -	$ 2,836,873	$ 19,840,578	$ 19,002,855	$ 7,760,610
LIABILITIES						
Accounts payable	$ 2,859,719	$ -	$ -	$ -	$ -	$ -
Accrued expenses	65,996,716	-	-	-	-	-
Interfund payables	-	-	-	-	18,760,192	7,471,718
Liabilities payable from restricted assets	-	-	46,936	178,775	242,663	288,892
Total liabilities	68,856,435	-	46,936	178,775	19,002,855	7,760,610
DEFERRED INFLOWS OF RESOURCES	567,413	-	-	-	-	-
FUND BALANCES						
Non Spendable for						
Inventory	1,816,418	-	-	1,296,424	-	-
Prepaids	50,000	-	-	-	-	-
Restricted for	-					
Transportation	-	-	-	-	-	-
Instructional materials	-	-	2,789,937	-	-	-
Food Service	-	-	-	18,365,379	-	-
Restricted by Grantor	-	-	-	-	-	-
Athletic Program	-	-	-	-	-	-
Capital Projects	-	-	-	-	-	-
Debt Service Fund	-	-	-	-	-	-
Committed for Subsequent Year	41,000,000	-	-	-	-	-
Unassigned						
General Fund	192,373	-	-	-	-	-
Total fund balances	43,058,791	-	2,789,937	19,661,803	-	-
Total liabilites, deferred inflows of resources, and fund balances	$ 112,482,639	$ -	$ 2,836,873	$ 19,840,578	$ 19,002,855	$ 7,760,610

The accompanying notes are an integral part of these financial statements.

State of New Mexico
Albuquerque Municipal School District No. 12

Balance Sheet
Governmental Funds (Continued)
June 30, 2014

	Capital Projects					
	Bond Building 31100	Capital Improvements HB-33 31600	Capital Improvements SB-9 31700	Debt Service 41000	Other Governmental Funds	Primary Government
ASSETS						
Cash and Cash Equivalents	$ -	$ -	$ -	$ -	$ 1,673,760	$ 89,591,747
Investments	-	-	-	-	-	-
Accounts receivable						
Taxes	-	-	-	-	-	619,943
Due from other governments	-	-	-	-	-	-
Interfund receivables	-	-	-	-	279,222	37,609,249
Other	-	-	-	-	-	2,289,052
Prepaid expenses & other assets	-	-	-	-	211,894	261,894
Inventory	-	-	-	-	-	3,112,842
Restricted cash and cash equivalents	18,172,393	94,640,050	54,468,603	61,128,367	25,849,990	257,096,276
Restricted accounts receivable	-	6,778,827	5,164,352	6,759,484	13,816,318	60,285,812
Total assets	$ 18,172,393	$ 101,418,877	$ 59,632,955	$ 67,887,851	$ 41,831,184	$ 450,866,815
LIABILITIES						
Accounts payable	$ -	$ -	$ -	$ -	$ -	$ 2,859,719
Accrued expenses	-	-	-	-	-	65,996,716
Interfund payables	-	-	-	-	11,377,339	37,609,249
Liabilities payable from restricted assets	4,904,548	2,673,695	3,030,629	46,100	462,277	11,874,515
Total liabilities	4,904,548	2,673,695	3,030,629	46,100	11,839,616	118,340,199
DEFERRED INFLOWS OF RESOURCES	-	6,194,884	2,862,296	6,190,337	648,944	16,463,874
FUND BALANCES						
Non Spendable for						
Inventory	-	-	-	-	211,894	3,324,736
Prepaids	-	-	-	-	-	50,000
Restricted for						
Transportation	-	-	-	-	-	-
Instructional materials	-	-	-	-	-	2,789,937
Food Service	-	-	-	-	-	18,365,379
Restricted by Grantor	-	-	-	-	6,953,875	6,953,875
Athletic Program	-	-	-	-	1,676,810	1,676,810
Capital Projects	13,267,845	92,550,298	53,740,030		13,853,102	173,411,275
Debt Service Fund	-	-	-	61,651,414	6,646,943	68,298,357
Committed for Subsequent Year	-	-	-	-	-	41,000,000
Unassigned						
General Fund	-	-	-	-	-	192,373
Total fund balances	13,267,845	92,550,298	53,740,030	61,651,414	29,342,624	316,062,742
Total liabilites, deferred inflows of resources, and fund balances	$ 18,172,393	$ 101,418,877	$ 59,632,955	$ 67,887,851	$ 41,831,184	$ 450,866,815

The accompanying notes are an integral part of these financial statements.

State of New Mexico
Albuquerque Municipal School District No. 12

Reconciliation of the Governmental Balance Sheet to the Statement of Net Position
June 30, 2014

Amounts are reported in dollars

	Governmental Funds
Amounts reported for governmental activities in the Statement of Net Position are different because:	
Fund balances - total governmental funds	$ 316,062,742
Capital assets used in governmental activities are not financial resources and, therefore, are not reported in the governmental fund balances:	
Cost of capital assets less accumulated depreciation to date	1,292,602,152
Deferred inflows of resources not available to pay for current period expenditures and, therefore, are unearned in governmental funds:	
Property taxes	16,317,743
Internal Service Fund	17,981,552
Long-term liabilities, including bonds payable, are not due and payable in the current period and, therefore, are not reported in the governmental fund statements:	
Accrued Interest	(7,650,172)
Net other postemployment benefit obligation (OPEB)	(463,279)
Accrued Compensated Absences	(3,977,505)
General Obligation Bonds and related Premiums and Discounts	(527,425,705)
Net position of government activities	$ 1,103,447,528

State of New Mexico
Albuquerque Municipal School District No. 12

Statement of Revenues, Expenditures, and Changes in Fund Balances
Governmental Funds
For the Year Ended June 30, 2014

	General Fund	Special Revenue Funds				
	Operational 11000	Pupil Transportation 13000	Instructional Materials 14000	Food Service 21000	Title I IASA 24101	IDEA B Entitlement 24106
REVENUES						
Property taxes	$ 4,950,990	$ -	$ -	$ -	$ -	-
State grants	613,416,010	19,475,331	5,117,784	-	-	-
Federal grants	2,171,665	-	-	27,937,302	32,468,690	21,899,272
Miscellaneous	7,932,928	-	-	8,319,381	-	-
Interest	164,183	2,661	3,881	25,412	-	-
Total revenues	628,635,776	19,477,992	5,121,665	36,282,095	32,468,690	21,899,272
EXPENDITURES						
Current						
Instruction	407,451,738	-	3,967,575	-	27,285,462	2,537,596
Support Services						
Students	59,627,790	-	-	-	1,671,518	6,446,310
Instruction	21,003,685	-	-	-	328,730	-
General Administration	4,395,687	-	-	600,000	733,686	495,135
School Administration	33,938,325	-	-	-	758,865	11,308,397
Central Services	17,693,149	-	-	-	1,678,241	998,524
Operation & Maintenance of Plant	75,202,823	-	-	-	12,188	113,310
Student Transportation	261,480	19,477,992	-	-	-	-
Other Support Services	35,657	-	-	-	-	-
Food Services Operations	689,798	-	-	32,127,362	-	-
Community Service	2,392	-	-	-	-	-
Facilities, Supplies and Materials	-	-	-	-	-	-
Debt service						
Principal	-	-	-	-	-	-
Interest	-	-	-	-	-	-
Bond issuance costs	-	-	-	-	-	-
Capital outlay	91,024	-	-	-	-	-
Total expenditures	620,393,548	19,477,992	3,967,575	32,727,362	32,468,690	21,899,272
Excess (deficiency) of revenues over (under) expenditures	8,242,228	-	1,154,090	3,554,733	-	-
Other Financing Sources (Uses)						
Transfers	-	-	-	-	-	
Bond issuance premiums	-	-	-	-	-	-
Payments to escrow agents	-	-	-	-	-	-
Debt issuance	-	-	-	-	-	-
Issuance of refunding debt	-	-	-	-	-	-
Total other financing sources (uses)	-	-	-	-	-	-
Net changes in fund balances	8,242,228	-	1,154,090	3,554,733	-	-
Fund balances - beginning of year	34,816,563	-	1,635,847	16,107,070	-	-
Fund balances - end of year	$ 43,058,791	$ -	$ 2,789,937	$ 19,661,803	$ -	$ -

The accompanying notes are an integral part of these financial statements.

State of New Mexico
Albuquerque Municipal School District No. 12

Statement of Revenues, Expenditures, and Changes in Fund Balances
Governmental Funds (Continued)
For the Year Ended June 30, 2014

	Capital Projects					
	Bond Building 31100	Capital Improvements HB-33 31600	Capital Improvements SB-9 31700	Debt Service 41000	Other Governmental Funds	Total Governmental Funds
REVENUES						
Property taxes	$ -	$ 55,527,440	$ 26,459,534	$ 57,141,141	$ 6,489,720	$ 150,568,825
State grants	-	-	2,010,913	-	18,339,168	658,359,206
Federal grants	-	-	-	-	20,224,413	104,701,342
Miscellaneous	-	-	-	1,760,581	3,875,972	21,888,862
Interest	69,243	134,527	97,643	52,693	40,383	590,626
Total revenues	69,243	55,661,967	28,568,090	58,954,415	48,969,656	936,108,861
EXPENDITURES						
Instruction	-	-	-	-	20,339,044	461,581,415
Support Services						
Students	-	-	-	-	8,112,972	75,858,590
Instruction	-	-	-	-	1,282,141	22,614,556
General Administration	-	554,521	264,886	571,892	454,478	8,070,285
School Administration	-	-	-	-	1,783,518	47,789,105
Central Services	-	-	-	-	1,373,209	21,743,123
Operation & Maintenance of Plant	-	-	-	-	15,090	75,343,411
Student Transportation	-	-	-	-	151,285	19,890,757
Other Support Services	-	-	-	-	-	35,657
Food Services Operations	-	-	-	-	525,140	33,342,300
Community Service	-	-	-	-	8,000	10,392
Facilities, Supplies and Materials	7,076,176	15,937,602	19,660,641	-	9,017,479	51,691,898
Debt service						
Principal	-	-	-	35,371,791	11,996,903	47,368,694
Interest	-	-	-	19,085,118	762,714	19,847,832
Bond issuance costs	56,128	-	-	357,805	-	413,933
Capital outlay	41,917,913	22,502,279	10,972,870	-	8,507,083	83,991,169
Total expenditures	49,050,217	38,994,402	30,898,397	55,386,606	64,329,056	969,593,117
Excess (deficiency) of revenues over (under) expenditures	(48,980,974)	16,667,565	(2,330,307)	3,567,809	(15,359,400)	(33,484,256)
Other Financing Sources (Uses)						
Transfers	-	-	-	-	-	-
Bond issuance premiums	-	-	-	2,585,024	-	2,585,024
Payments to escrow agents	-	-	-	-	-	-
Debt issuance	43,400,000	-	-	-	2,743,494	46,143,494
Issuance of refunding debt	-	-	-	-	-	-
Total other financing sources (uses)	43,400,000	-	-	2,585,024	2,743,494	48,728,518
Net changes in fund balances	(5,580,974)	16,667,565	(2,330,307)	6,152,833	(12,615,906)	15,244,262
Fund balances - beginning of year	18,848,819	75,882,733	56,070,337	55,498,581	41,958,530	300,818,480
Fund balances - end of year	$ 13,267,845	$ 92,550,298	$ 53,740,030	$ 61,651,414	$ 29,342,624	$ 316,062,742

The accompanying notes are an integral part of these financial statements.

State of New Mexico
Albuquerque Municipal School District No. 12

Reconciliation of the Statement of Revenues, Expenditures and Changes in Fund Balances of Government Funds to the Statement of Activities
For the Year Ended June 30, 2014

	Governmental Funds
Amounts reported for governmental activities in the statement of activities are different because:	
Net change in fund balances - total governmental funds	$ 15,244,262
Capital Outlays to purchase or build capital assets are reported in governmental funds as expenditures. However, for governmental activities, those costs are shown in the statement of net assets and allocated over their estimated useful lives as annual depreciation expenses in the statement of activities. This is the amount by which depreciation exceeds capital outlays for the period.	
Amount by which depreciation exceeds capital outlays for the period:	
Depreciation expense	(70,895,780)
Capital Outlay Additions	85,205,244
Adjustments/Disposal of capital assets	(390,048)
Revenues in the statement of activities that do not provide current financial resources are not reported as revenue in the funds:	
Unearned revenue related to the property taxes receivable	(2,750,797)
Decrease in accrued compensated absences	(93,212)
Internal Service Fund Change in Fund Balance	3,110,393
Expenses in the statement of activities that do not consume the current financial resources of governmental funds:	
Net OPEB expense	(146,516)
The issuance of long-term debt (e.g., bonds, leases) provides current financial resources to governmental funds, while the repayment of the principal of long-term debt consumes the current financial resources of governmental funds. Neither transaction, however, has any effect on net assets. Also, governmental funds report the effect of issuance costs, premiums, discounts and similar items when debt is first issued, whereas these amounts are deferred and amortized in the statement of activities:	
Amortization of original issue premium	2,769,924
Decrease in accrued interest payable	(76,337)
Debt service principal payments	47,368,695
Original Issue Premium	(2,585,024)
Debt Proceeds	(43,400,000)
Debt Proceeds - DATA Lease Purchase	(2,743,494)
Change in Net Position - Total Governmental Activities	$ 30,617,310

The accompanying notes are an integral part of these financial statements.

State of New Mexico
Albuquerque Municipal School District No. 12

Operational Fund (11000)
Statement of Revenues, Expenditures, and Changes In Fund Balance
Budget (Non - GAAP Budgetary Basis) and Actual
For the Year Ended June 30, 2014

	Budgeted Amounts			
	Original Budget	Final Budget	Actual	Variance
REVENUES				
Property taxes	$ 4,896,966	$ 4,896,966	$ 4,958,212	$ 61,246
State grants	614,931,079	613,479,318	613,416,010	(63,308)
Federal grants	2,250,000	2,281,058	2,171,665	(109,393)
Miscellaneous	2,520,025	5,127,456	6,038,193	910,737
Interest	50,000	50,000	164,183	114,183
Total revenues	624,648,070	625,834,798	626,748,263	913,465
EXPENDITURES				
Instruction	426,386,655	429,009,593	407,166,073	21,843,520
Support Services				
Students	65,780,144	66,404,249	59,627,487	6,776,762
Instruction	23,773,082	24,774,848	21,001,560	3,773,288
General Administration	5,066,715	5,066,715	4,620,614	446,101
School Administration	34,014,284	34,356,981	33,910,188	446,793
Central Services	19,543,282	19,672,366	17,904,648	1,767,718
Operation & Maintenance of Plant	75,272,715	78,423,557	75,684,694	2,738,863
Student Transportation	443,529	443,529	261,480	182,049
Other Support Services	2,512,152	2,512,152	250,826	2,261,326
Food Services Operations	1,094,431	1,094,431	689,692	404,739
Community Services	9,000	9,000	1,798	7,202
Capital outlay	91,055	92,055	91,024	1,031
Debt service				
Principal	-	-	-	-
Interest	-	-	-	-
Total expenditures	653,987,044	661,859,476	621,210,084	40,649,392
Excess (deficiency) of revenues over (under) expenditures	(29,338,974)	(36,024,678)	5,538,179	41,562,857
Designated cash	29,338,974	36,024,678	-	(36,024,678)
OTHER FINANCING SOURCES (USES)				
Operating transfers	-	-	-	-
Proceeds from bond issues	-	-	-	-
Total other financing sources (uses)	-	-	-	-
Net changes in fund balances	-	-	5,538,179	5,538,179
Fund balances - beginning of year	-	-	36,601,301	36,601,301
Fund balances - end of year	$ -	$ -	$ 42,139,480	$ 42,139,480

RECONCILIATION TO GAAP BASIS	
Reversal of PY adjustments to revenue / expenditures	(3,601,156)
Adjustments to revenues	1,887,513
Adjustments to expenditures	816,536
Inventory	1,816,418
Other financing sources (uses)	-
Fund balances (GAAP basis)	$ 43,058,791

The accompanying notes are an integral part of these financial statements.

State of New Mexico
Albuquerque Municipal School District No. 12

Pupil Transportation Fund (13000)
Statement of Revenues, Expenditures, and Changes In Fund Balance
Budget (Non - GAAP Budgetary Basis) and Actual
For the Year Ended June 30, 2014

	Budgeted Amounts			
	Original Budget	Final Budget	Actual	Variance
REVENUES				
Property taxes	$ -	$ -	$ -	$ -
State grants	18,145,081	19,708,457	19,475,331	(233,126)
Federal grants	-	-	-	-
Miscellaneous	-	-	-	-
Interest	-	3,250	2,661	(589)
Total revenues	18,145,081	19,711,707	19,477,992	(233,715)
EXPENDITURES				
Instruction	-	-	-	-
Support Services				
Students	-	-	-	-
Instruction	-	-	-	-
General Administration	-	-	-	-
School Administration	-	-	-	-
Central Services	-	232,948	-	232,948
Operation & Maintenance of Plant	-	-	-	-
Student Transportation	18,145,081	19,478,759	19,477,992	767
Other Support Services	-	-	-	-
Food Services Operations	-	-	-	-
Community Services	-	-	-	-
Capital outlay	-	-	-	-
Debt service				
Principal	-	-	-	-
Interest	-	-	-	-
Total expenditures	18,145,081	19,711,707	19,477,992	233,715
Excess (deficiency) of revenues over (under) expenditures	-	-	-	-
Designated cash	-	-	-	-
OTHER FINANCING SOURCES (USES):				
Operating transfers	-	-	-	-
Proceeds from bond issues	-	-	-	-
Total other financing sources (uses)	-	-	-	-
Net changes in fund balances	-	-	-	-
Fund balances - beginning of year	-	-	-	-
Fund balances - end of year	$ -	$ -	$ -	$ -

RECONCILIATION TO GAAP BASIS:

Reversal of PY adjustments to revenue / expenditures	-
CY Adjustments to revenues	-
CY Adjustments to expenditures	-
Inventory	-
Fund balances (GAAP basis)	$ -

The accompanying notes are an integral part of these financial statements.

State of New Mexico
Albuquerque Municipal School District No. 12

Instructional Materials Fund (14000)
Statement of Revenues, Expenditures, and Changes In Fund Balance
Budget (Non - GAAP Budgetary Basis) and Actual
For the Year Ended June 30, 2014

	Budgeted Amounts			
	Original Budget	Final Budget	Actual	Variance
REVENUES				
Property taxes	$ -	$ -	$ -	$ -
State grants	4,614,888	5,470,353	5,973,250	502,897
Federal grants	-	-	-	-
Miscellaneous	-	-	-	-
Interest	-	-	3,881	3,881
Total revenues	4,614,888	5,470,353	5,977,131	506,778
EXPENDITURES				
Instruction	5,990,161	6,250,734	3,920,639	2,330,095
Support Services				
Students	-	-	-	-
Instruction	5,687	-	-	-
General Administration	-	-	-	-
School Administration	-	-	-	-
Central Services	-	-	-	-
Operation & Maintenance of Plant	-	-	-	-
Student Transportation	-	-	-	-
Other Support Services	-	-	-	-
Food Services Operations	-	-	-	-
Community Services	-	-	-	-
Capital outlay	-	-	-	-
Debt service				
Principal	-	-	-	-
Interest	-	-	-	-
Total expenditures	5,995,848	6,250,734	3,920,639	2,330,095
Excess (deficiency) of revenues over (under) expenditures	(1,380,960)	(780,381)	2,056,492	2,836,873
Designated cash	1,380,960	780,381	-	(780,381)
OTHER FINANCING SOURCES (USES):				
Operating transfers	-	-	-	-
Proceeds from bond issues	-	-	-	-
Total other financing sources (uses)	-	-	-	-
Net changes in fund balances	-	-	2,056,492	2,056,492
Fund balances - beginning of year	-	-	780,381	780,381
Fund balances - end of year	$ -	$ -	$ 2,836,873	$ 2,836,873

RECONCILIATION TO GAAP BASIS:	
Reversal of PY adjustments to revenue / expenditures	855,466
CY Adjustments to revenues	(855,466)
CY Adjustments to expenditures	(46,936)
Inventory	-
Fund balances (GAAP basis)	$ 2,789,937

The accompanying notes are an integral part of these financial statements.

State of New Mexico
Albuquerque Municipal School District No. 12

Food Services Fund (21000)
Statement of Revenues, Expenditures, and Changes In Fund Balance
Budget (Non - GAAP Budgetary Basis) and Actual
For the Year Ended June 30, 2014

	Budgeted Amounts			
	Original Budget	Final Budget	Actual	Variance
REVENUES				
Property taxes	$ -	$ -	$ -	$ -
State grants	-	-	-	-
Federal grants	27,350,000	27,350,000	27,842,429	492,429
Miscellaneous	8,338,000	8,338,000	8,298,291	(39,709)
Interest	-	-	25,412	25,412
Total revenues	35,688,000	35,688,000	36,166,132	478,132
EXPENDITURES				
Instruction	-	-	-	-
Support Services				
Students	-	-	-	-
Instruction	-	-	-	-
General Administration	600,000	600,000	600,000	-
School Administration	-	-	-	-
Central Services	-	-	-	-
Operation & Maintenance of Plant	-	-	-	-
Student Transportation	-	-	-	-
Other Support Services	-	-	-	-
Food Services Operations	46,290,138	49,300,515	32,243,705	17,056,810
Community Services	-	-	-	-
Capital outlay	-	-	-	-
Debt service				
Principal	-	-	-	-
Interest	-	-	-	-
Total expenditures	46,890,138	49,900,515	32,843,705	17,056,810
Excess (deficiency) of revenues over (under) expenditures	(11,202,138)	(14,212,515)	3,322,427	17,534,942
Designated cash	11,202,138	14,212,515	-	(14,212,515)
OTHER FINANCING SOURCES (USES):				
Operating transfers	-	-	-	-
Proceeds from bond issues	-	-	-	-
Total other financing sources (uses)	-	-	-	-
Net changes in fund balances	-	-	3,322,427	3,322,427
Fund balances - beginning of year	-	-	14,221,494	14,221,494
Fund balances - end of year	$ -	$ -	$ 17,543,921	$ 17,543,921

RECONCILIATION TO GAAP BASIS:	
Reversal of PY adjustments to revenue / expenditures	589,152
CY Adjustments to revenues	115,963
CY Adjustments to expenditures	116,343
Inventory	1,296,424
Fund balances (GAAP basis)	$ 19,661,803

The accompanying notes are an integral part of these financial statements.

State of New Mexico
Albuquerque Municipal School District No. 12

Title I - IASA Fund (24101) (101-130)
Statement of Revenues, Expenditures, and Changes In Fund Balance
Budget (Non - GAAP Budgetary Basis) and Actual
For the Year Ended June 30, 2014

	Budgeted Amounts			
	Original Budget	Final Budget	Actual	Variance
REVENUES				
Property taxes	$ -	$ -	$ -	$ -
State grants	-	-	-	-
Federal grants	26,277,888	36,820,381	19,508,343	(17,312,038)
Miscellaneous	-	-	-	-
Interest	-	-	-	-
Total revenues	26,277,888	36,820,381	19,508,343	(17,312,038)
EXPENDITURES				
Instruction	22,418,585	31,396,258	27,289,880	4,106,378
Support Services				
Students	1,203,123	1,892,446	1,669,915	222,531
Instruction	266,594	339,736	328,730	11,006
General Administration	730,576	840,530	733,686	106,844
School Administration	723,460	771,506	758,865	12,641
Central Services	918,050	1,562,405	1,490,081	72,324
Operation & Maintenance of Plant	17,500	17,500	12,188	5,312
Student Transportation	-	-	-	-
Other Support Services	-	-	-	-
Food Services Operations	-	-	-	-
Community Services	-	-	-	-
Capital outlay	-	-	-	-
Debt service				
Principal	-	-	-	-
Interest	-	-	-	-
Total expenditures	26,277,888	36,820,381	32,283,345	4,537,036
Excess (deficiency) of revenues over (under) expenditures	-	-	(12,775,002)	(12,775,002)
Designated cash	-	-	-	-
OTHER FINANCING SOURCES (USES):				
Transfers	-	-	-	-
Debt issuance	-	-	-	-
Total other financing sources (uses)	-	-	-	-
Net changes in fund balances	-	-	(12,775,002)	(12,775,002)
Fund balances - beginning of year	-	-	(5,985,190)	(5,985,190)
Fund balances - end of year	$ -	$ -	$ (18,760,192)	$ (18,760,192)

RECONCILIATION TO GAAP BASIS:	
Reversal of PY adjustments to revenue / expenditures	5,985,190
CY Adjustments to revenues	12,960,347
CY Adjustments to expenditures	(185,345)
Inventory	-
Fund balances (GAAP basis)	$ -

The accompanying notes are an integral part of these financial statements.

State of New Mexico
Albuquerque Municipal School District No. 12

IDEA-B Entitlement Fund (24106) (321)
Statement of Revenues, Expenditures, and Changes In Fund Balance
Budget (Non - GAAP Budgetary Basis) and Actual
For the Year Ended June 30, 2014

	Budgeted Amounts			
	Original Budget	Final Budget	Actual	Variance
REVENUES				
Property taxes	$ -	$ -	$ -	$ -
State grants	-	-	-	-
Federal grants	18,912,182	23,987,382	23,877,400	(109,982)
Miscellaneous	-	-	-	-
Interest	-	-	-	-
Total revenues	18,912,182	23,987,382	23,877,400	(109,982)
EXPENDITURES				
Instruction	2,416,077	3,048,347	2,537,596	510,751
Support Services				
Students	4,460,847	7,305,007	6,382,418	922,589
Instruction	-	-	-	-
General Administration	508,600	639,217	495,135	144,082
School Administration	10,503,912	11,882,334	11,308,397	573,937
Central Services	914,817	963,604	1,034,748	(71,144)
Operation & Maintenance of Plant	107,929	148,873	113,310	35,563
Student Transportation	-	-	-	-
Other Support Services	-	-	-	-
Food Services Operations	-	-	-	-
Community Services	-	-	-	-
Capital outlay	-	-	-	-
Debt service				
Principal	-	-	-	-
Interest	-	-	-	-
Total expenditures	18,912,182	23,987,382	21,871,604	2,115,778
Excess (deficiency) of revenues over (under) expenditures	-	-	2,005,796	2,005,796
Designated cash	-	-	-	-
OTHER FINANCING SOURCES (USES):				
Operating transfers	-	-	-	-
Debt issuance	-	-	-	-
Total other financing sources (uses)	-	-	-	-
Net changes in fund balances	-	-	2,005,796	2,005,796
Fund balances - beginning of year	-	-	(9,477,514)	(9,477,514)
Fund balances - end of year	$ -	$ -	$ (7,471,718)	$ (7,471,718)

RECONCILIATION TO GAAP BASIS:	
Reversal of PY adjustments to revenue / expenditures	9,477,514
CY Adjustments to revenues	(1,978,128)
CY Adjustments to expenditures	(27,668)
Inventory	-
Fund balances (GAAP basis)	$ -

The accompanying notes are an integral part of these financial statements.

State of New Mexico
Albuquerque Municipal School District No. 12

Statement of Net Position
Internal Service Fund
June 30, 2014

	Internal Service Fund
ASSETS	
Current assets:	
Cash and investments	$ 45,216,879
Total current assets	45,216,879
Total assets	45,216,879
LIABILITIES	
Current liabilities	
Claims Payable	$ 13,338,872
Total current liabilities	13,338,872
Long Term liabilities	
Long-Term Portion of Claims Payable	13,896,455
Total long term liabilities	13,896,455
Total liabilities	27,235,327
NET POSITION	
Unrestricted net position	17,981,552
Total net position	17,981,552
Total liabilities and net position	$ 45,216,879

The accompanying notes are an integral part of these financial statements.

State of New Mexico
Albuquerque Municipal School District No. 12

Statement of Revenues, Expenses, and Changes in Fund Net Position
Internal Service Fund
For the Year Ending June 30, 2014

	Internal Service Fund
Operating revenues:	
Charges for services	$ 95,542,930
Total operating revenues	95,542,930
Operating expenses:	
Health and medical claims admin.	3,955,329
Health and medical claims	70,816,111
Dental claims admin	183,356
Dental claims	5,431,554
Vision claims admin	23,277
Vision claims	793,173
Worker's compensation claims admin.	-
Worker's compensation claims	5,893,527
Property/liability claims admin.	-
Property/liability claims	3,168,403
Compensation and benefits	1,018,333
General supplies & materials	-
Other Professional / Technical Services	1,218,472
Total operating expenses	92,501,535
Operating income (loss)	3,041,395
Non-operating revenue (expenses):	
Interest - restricted	68,998
Total non-operating revenues (expenses)	68,998
Change in net position	3,110,393
Total net position - beginning of year	14,871,159
Total net position - end of year	$ 17,981,552

The accompanying notes are an integral part of these financial statements.

State of New Mexico
Albuquerque Municipal School District No. 12

Statement of Cash Flows
Internal Service Fund
Year Ended June 30, 2014

	Internal Service Fund	
CASH FLOWS FROM OPERATING ACTIVITIES:		
Cash received from Interfund Services Provided:		
Health Insurance Premiums	$ 75,745,014	
Express Scripts Rebates	1,502,333	
Dental Insurance Premiums	5,867,839	
Vision Insurance Premiums	884,915	
Worker's Compensation Premiums	4,332,381	
Property/Liability Premiums	7,210,448	
Total Cash received from Interfund Services Provided		95,542,930
Cash paid to Vendors		
Health and Medical Claims Administration	3,955,329	
Health and Medical Claims	71,859,794	
Dental Claims Administration	183,356	
Dental Claims	5,431,554	
Vision Claims Administration	23,277	
Vision Claims	793,173	
Worker's Compensation Claims (Self Insured)	3,913,234	
Property/Liability Claims (Self Insured)	6,646,376	
Total Cash Paid to Vendors		92,806,093
Other Expenditures		
Compensation and Benefits	1,018,333	
Other Professional / Technical Services	1,218,472	
Total Other Expenditures		2,236,805
Net cash provided (used) by operating activities		500,032
CASH FLOWS FROM INVESTMENT ACTIVITIES:		
Interest received	68,998	
Net cash provided (used) by investing activities		68,998
Net increase in cash and cash equivalents		569,030
Cash and cash equivalents - June 30, 2013		44,647,849
Cash and cash equivalents - June 30, 2014		$ 45,216,879
Reconciliation of operating income to net cash:		
Operating income (loss)		$ 3,041,395
Adjustments to reconcile operating income to net cash provided (used) by operating activities:		
Decrease in claims liability		(2,541,363)
Net cash provided by operating activities		$ 500,032

The accompanying notes are an integral part of these financial statements.

State of New Mexico
Albuquerque Municipal School District No. 12

Statement of Fiduciary Assets and Liabilities
Agency Funds
June 30, 2014

		Agency Funds
ASSETS		
Current Assets		
Cash	$	5,678,855
Total assets		5,678,855
LIABILITIES		
Current Liabilities		
Deposits held in trust for others		5,678,855
Total liabilities	$	5,678,855

The accompanying notes are an integral part of these financial statements.

Notes to the Financial Statements

NOTE 1. Summary of Significant Accounting Policies

The financial statements of Albuquerque Municipal School District No. 12, Albuquerque, New Mexico ("District") have been prepared in conformity with accounting principles generally accepted in the United States of America (GAAP) as applied to governmental units. The Governmental Accounting Standards Board (GASB) is the accepted standard-setting body for establishing governmental accounting and financial reporting principles. The GASB periodically updates its codification of the existing Governmental Accounting and Financial Reporting Standards which, along with subsequent GASB pronouncements (Statements and Interpretations), constitutes GAAP for governmental units.

Reporting Entity

The District was formed in the late 1800s. The District currently operates with a superintendent and seven elected board members. The District provides educational services to over 86,000 students. The financial statements include all funds that are controlled by, or dependent on, the District. Control by or dependence on the District was determined on the basis of budget adoption, taxing authority, outstanding debt secured by general obligations of the District, or the obligation of the District to finance any deficits that may occur. KANW, a public radio station, is included in the reporting entity general fund as a department within the District.

GASB Statement No. 14 established criteria for determining the government reporting entity and component units that should be included within the reporting entity. Under provisions of this Statement, the District is considered a primary government, since it is a special-purpose government that has a separately elected governing body, is legally separate, and is fiscally independent of other state or local governments. As used in GASB Statement No. 14, fiscally independent means that the District may, without the approval or consent of another governmental entity, determine or modify its own budget, levy its own taxes or set rates or charges, and issue bonded debt. The District also has component units, as defined by GASB Statement No. 14 (amended by GASB Statements No. 39 and 61), whereby the component units are legally separate organizations. There are no other primary governments with which the School Board Members are financially accountable. There are no other primary governments with which the District has a significant relationship.

KNME-TV is a non-profit television station jointly formed by the District and the University of New Mexico and has a separate governing board from that of the District. KNME-TV provides educational programming to the residents of New Mexico. It is excluded from the reporting entity because the District does not have the ability to exercise influence over daily operations and approve budgets; however, some funding is provided by the District, as well as by the University of New Mexico, private grants, gifts and contributions. The District derives no financial benefit from its relationship with KNME and its only financial burden consists of a $20,000 yearly contribution toward operations and payment of utility costs which amounted to $12,780 during fiscal year 2014. Financial Statements for KNME may be obtained from the Controller's office of the University of New Mexico.

Separate financial statements are provided for governmental funds, proprietary funds, and fiduciary funds, even though the latter are excluded from the government-wide financial statements. Major individual governmental funds and major individual enterprise funds are reported as separate columns in the fund financial statements. The Internal Service Fund is used to account for the operation of the Self-Insurance Management Fund which services the District's departments.

Component Units

The following charter schools were formed under NMSA 22-8A and as such are presented here as discrete component units within the District's financial statements, and separate statements are not available. District management has determined that the Charter Schools are major component units of the District under GASB Statement No. 14 (as amended by GASB 34 and 61), since their operating budgets and charters are presented and approved by the District's board and a financial burden exists upon closure of a school or when the school is in need of financial assistance. In addition, under section 6-5A-1 NMSA 1978, 501(c)(3), component units with gross annual income in excess of $100,000 should be audited; therefore, the APS Foundation is included as a component unit.

21st Century Public Academy
Albuquerque Talent Development Secondary Charter
Alice King Community School
Christine Duncan's Heritage Academy
Corrales International Charter School
Digital Arts & Technology Academy
El Camino Real Academy
Gordon Bernell Charter School
La Academia de Esperanza
Los Puentes Charter School
Montessori of the Rio Grande
Mountain Mahogany Community School
Native American Community Academy
Nuestros Valores Charter School
Public Academy for Performing Arts
Robert F Kennedy High School
School for Integrated Academics and Technologies
South Valley Academy
The Bataan Military Academy

APS Education Foundation

The Albuquerque Public Schools Education Foundation is a 501(c)(3) charitable organization established in 1995, that raises private support for programs within the district. In addition to providing help to the 86,000 school children and 11,500 full time staff members of the district, the Foundation serves as a fiscal agent for a variety of programs. In 2009, the Foundation established the Horizon Campaign, a fundraising effort aimed at providing financial supplements to Classroom Teacher Mini-Grants, Fine Arts, Literacy and Middle School/High School Activities programs operated by the district. The Foundation issues a separate set of financials and a copy can be obtained from the Foundation at 6400 Uptown Blvd. NE, Suite 630 East, Albuquerque, NM 87110.

Government-Wide and Fund Financial Statements

The government-wide financial statements (i.e., the statement of net position and the statement of activities) report information on all of the non-fiduciary activities of the primary government. For the most part, the effect of interfund activity has been removed from these statements. Governmental activities, which normally are supported by taxes and intergovernmental revenues, are reported separately from business-type activities, which rely to a significant extent on fees and charges for support. Likewise, the primary government is reported separately from certain legally separate component units for which the primary government is financially accountable.

The statement of activities demonstrates the degree to which the direct expenses of a given function or segment is offset by program revenues. Direct expenses are those that are clearly identifiable with a specific function or segment. Program revenues include 1) charges to customers or applicants who purchase, use, or directly benefit from goods, services, or privileges provided by a given function or segment such as the collection of cafeteria fees and lost books, etc. and 2) grants and contributions that are restricted to meeting the operational or capital requirements of a particular function or segment such as in Title I and IDEA-B or state programs such as HB-33 and SB-9. Taxes and other items not properly included among program revenues are reported instead as general revenues.

Those revenues susceptible to accrual are property taxes, state shared taxes, investment income and charges for services. In accordance with GASB Statement 33, estimated property, and other taxes that are not available are called unavailable revenue and shown as a deferred inflow of resources. All other revenues are recognized when they are received and are not susceptible to accrual, because they are usually not measurable until payment is actually received. Expenditures are recorded as liabilities when they are incurred. Any effect of interfund activity has been eliminated from the Government-wide financial statements.

Property taxes are collected by the Bernalillo and Sandoval County Treasurers and remitted to the District. Property tax revenue is recognized at the time of receipt or earlier if accrual criteria are met. The District's accounting policy is to defer property taxes that are not collected within 60 days after fiscal year end since delinquent property taxes are not available to finance current fiscal year District operations. Delinquent property taxes collected in future periods will be recognized as revenue when collected.

Unavailable revenues arise when potential revenue does not meet both the "measurable" and "available" criteria for recognition in the current period. Unearned revenues arise when resources are received by the District before it has a legal claim to them, as when grant monies are received prior to incurring the qualifying expenditures. In subsequent periods when both revenue recognition criteria are met or when the District has a legal claim to the resources, the revenue is recognized.

Expenditures are recorded when the related fund liability is incurred, except interest on general long-term debt which is recognized when due, and certain compensated absences and claims which are recognized when expected to be liquidated with expendable available financial resources.

Other Financing Sources (Uses): Transfers between funds that are not expected to be repaid (or any other types, such as capital lease transactions, sale of fixed assets, debt extinguishments, long-term debt proceeds, et cetera) are accounted for as other financing sources (uses). These other financing sources (uses) are recognized at the time the underlying events occur.

Measurement focus, basis of accounting, and financial statement presentation

The government-wide financial statements are reported using the *economic resources measurement focus* and the *accrual basis of accounting.* Revenues are recorded when earned and expenses are recorded when a liability is incurred, regardless of the timing of related cash flows. Property taxes are recognized as revenues in the period for which the taxes are levied. Grants and similar items are recognized as revenue as soon as all eligibility requirements imposed by the provider have been met.

Governmental fund financial statements are reported using the *current financial resources measurement focus* and the *modified accrual basis of accounting.* Revenues are recognized as soon as they are both measurable and available. Revenues are considered to be *available* when they are collectible within the current period or soon enough thereafter to pay liabilities of the current period. For this purpose, the government considers revenues to be available if they are collected within 60 days of the end of the current fiscal period. Expenditures generally are recorded when a liability is incurred, as under accrual accounting. However, debt service expenditures, as well as expenditures related to compensated absences and claims and judgments, are recorded only when payment is due.

Ad valorem taxes (property taxes), and interest associated with the current fiscal period are all considered to be susceptible to accrual and have been recognized as revenues of the current fiscal period. Grants and similar items are recognized as revenue as soon as all eligibility requirements imposed by the provider have been met. Expenditure-driven grants are recognized as revenue when the qualifying expenditures have been incurred and all other grant requirements have been met and the susceptible to accrual criteria have been met. All other revenue items are considered to be measurable and available only when cash is received.

The *agency funds* are custodial in nature (assets equal liabilities) and do not present results of operations or have a measurement focus. Agency funds are accounted for using the accrual basis of accounting. These funds are used to account for assets that the District holds for others in an agency capacity.

Governmental funds are used to account for the District's general government activities, including the collection and disbursement of specific or legally restricted monies, the acquisition or construction of general capital assets, and the servicing of general long-term debt. Governmental funds include:

The *General Fund* is the primary operating fund of the District, and accounts for all financial resources, except those required to be accounted for in other funds.

The *Special Revenue Funds* account for the proceeds of specific revenue sources that are legally restricted to expenditures for specified purposes.

The *Debt Service Fund* accounts for the services of general long-term debt not being financed by proprietary or nonexpendable trust funds.

The *Capital Projects Funds* account for the acquisition of fixed assets or construction of major capital projects not being financed by proprietary or nonexpendable trust funds.

Under the requirements of GASB #34, the District is required to present certain of its governmental funds as major funds based upon certain criteria. The major funds presented in the fund financial statements include the following (in addition to the General Fund), which include funds that were not required to be presented as major but were at the discretion of management:

The *Pupil Transportation Fund* is used to account for the State Equalization, received from the Public Education Department (PED), which is used to pay for the costs associated with transporting school age children.

The *Instructional Materials Fund* is used to account for the monies received from the Public Education Department (PED) for the purposes of purchasing instructional materials (books, manuals, periodicals, etc.) used in the education of students.

The *Food Service Fund* is used to account for the cost of operating a student breakfast, lunch, snack bar and summer lunch program and is financed with federal grants and fees paid by program users.

The *IASA Title I Fund* is used to provide compensatory education services to educationally deprived school children (including private school pupils) in low-income areas. (P.L. 103-382)

The *IDEA-B Entitlement Fund* is used to account for federal resources administered by the public education dept. to provide for special educational needs of handicapped 6-21 year olds. (PL 94-142 & PL 99-457)

The *Bond Building Capital Projects Fund* is used to account for bond proceeds and any income earned thereon. The proceeds are restricted for the purpose of making additions to and furnishing of school buildings, or purchasing or improving school grounds or any combination thereof, as approved by the voters of the District.

The *Capital Improvements HB33 Fund* is used to account for the costs relating to erecting, remodeling, making additions to, providing equipment for, or furnishing public school buildings and purchasing or improving public school grounds. Financing is provided through property taxes as specified by Article 26 of the Public School Buildings Act. (House Bill 33)

The *Capital Improvements SB9 Fund* is used to account for erecting, remodeling, making additions to and furnishing of school buildings, or purchasing or improving school grounds or any combination thereof as identified by the local school board. Financing is provided by the State of New Mexico's State Equalization Matching and a special tax levy as authorized by the Public School District Capital Improvements Act. (22-25-1 to 22-25-10, NMSA 1978)

The *Debt Service Fund* is used to account for the accumulation of resources for the payment of General Long-Term Debt principal and interest.

Additionally, the government reports the following fund types:

Fiduciary Funds are used to account for assets held by the District as an agent for individuals, private organizations or other governments. Agency Funds are custodial in nature (assets equal liabilities) and do not present results of operations or have a measurement focus. These funds relate primarily to the activities of individual schools. While these funds are under the supervision of the District and enhance the District's educational programs, they are funds of the individual schools and/or their student bodies and are not available for use by the District.

The Statement of Net Position and the Statement of Activities displays information about the reporting government as a whole. Fiduciary funds are not included in the District Wide Financial Statements. Fiduciary funds are reported only in the Statement of Fiduciary Net Position at the fund financial statement level.

The *Internal Service Fund* is used to account for the operations of the Self-Insurance Management Fund which services the District's departments on a cost-reimbursement basis. The activity tracked in this Internal Service Fund includes employee health insurance, worker's compensation insurance, and property and liability insurance for the District. All expenses are captured in this fund, and proceeds from employee deductions and budgeted appropriations are coded here as revenue sources. Collections from excess insurance policies are also deposited into this fund. The Internal Service Fund is reported in the Proprietary Funds section of this report. Internal Service Fund operating revenues include employer and employee contributions, Non-operating revenues are limited to interest income. Operating expenses include claims and overhead expenses.

The Statement of Net Position and the Statement of Activities were prepared using the accrual basis of accounting. Revenues, expenses, gains, losses, assets, and liabilities resulting from exchange-like transactions are recognized when the exchange takes place. Revenues, expenses, gains, losses, assets, and liabilities resulting from non-exchange transactions are recognized in accordance with the requirements of GASB Statement No. 33 "Accounting and Financial Reporting for Non-exchange Transactions."

Assets, Liabilities and Net Position or Equity

As a general rule, the effect of interfund activity has been eliminated from the government-wide financial statements.

Cash and Cash Equivalents: Policies regarding cash and cash equivalents are approved by the District's Board of Education and are governed by New Mexico statute. Such policies allow deposits or investments in certificates of deposit, savings accounts, overnight repurchase agreements, various obligations of the U.S. Government or its agencies and the New Mexico State Treasurer's Local Government Short Term Investment Fund. Such deposits and investments must be made through a State or Federally chartered

bank or savings and loan association which is insured by the FDIC and which is within the geographic boundaries of the District, or with the New Mexico State Treasurer. The District's cash and cash equivalents are considered to be cash on hand, demand deposits and short-term investments with original maturities of three months or less from the date of acquisition.

The District's Restricted Cash and Cash Equivalents of $268,565,252 consist of cash balances in all funds except the Operational Fund. This includes Transportation, Instructional Materials, Special Revenue Funds, Capital Outlay and Debt Service.

Collateral is required for at least 50% of deposits that are not insured by the FDIC, with the exception of repurchase agreements. These are required to have collateral of at least 102%. Obligations that may be pledged as collateral are obligations of the U.S. Government, its agencies, and state and local governments. Collateral is held in safekeeping at depository institutions in the name of the District.

For purposes of the Statement of Cash Flows, the internal service fund considers Cash and Investments as highly liquid assets (including restricted assets) with maturity of three months or less when purchased to be cash equivalents.

Receivables and Payables: Activity between funds that are representative of lending/borrowing arrangements outstanding at the end of the fiscal year is referred to as interfund receivables and interfund payables.

All receivables are reported at their gross value and, where appropriate, are reduced by the estimated portion that is expected to be uncollectible. The allowance for doubtful accounts is based on management's assessment of the collectability of specific accounts, the aging of accounts receivable and historical experience.

The District receives monthly income from a tax levy in Bernalillo and Sandoval Counties. The funds are collected by the County Treasurers and are remitted to the District the following month.

Certain Special Revenue funds are administered on a reimbursement method of funding; other funds are operated on a cash advance method of funding. The funds incurred the cost and submitted the necessary request for reimbursement or advance, respectively.

Prepaid Items: The consumption method is used to report prepaid items. Certain payments to vendors reflect costs applicable to future accounting periods and are recorded as prepaid items in both the government-wide and fund financial statements.

Inventory: Supply inventories are valued at the lower of average cost or market and consist of educational supplies, purchased and donated commodities. Donated inventories, received at no cost under a program supported by the Federal Government, are recorded at the lower of their estimated fair market value at the date of receipt or current market value.

The food commodities received from the Federal Government (passed through from the State) are recorded as revenues and expenditures as they are consumed. Quantities on hand at year-end are recorded as inventory with an offsetting credit to revenue.

The consumption method is used to report inventories. Purchased inventories are recorded as expenditures at the time individual inventory items are used. Reported inventories are offset by a non-spendable fund balance which indicates that they do not constitute available expendable resources.

Capital Assets: Capital assets are recorded at historical cost and depreciated over their estimated useful lives (with no salvage value). Historically and in accordance with prior State Statute, State Regulations and School Board Policy, all assets with a value in excess of $1,000 were capitalized. Effective July 1, 2006, this amount was increased by state statute to $5,000. The District continued to capitalize all assets with a value in excess of $1,000 through June 30, 2010. Assets on the books as of July 1, 2010 with a cost between $1,000 and $5,000 have remained on the District's inventory list and continue to be subject to depreciation rules for the life of the asset. Effective July 1, 2011 the District began capitalizing only equipment with a value in excess of $5,000 in accordance with state statute. In addition, effective July 1, 2009 the District began tracking all computers regardless of value.

Donated capital assets are recorded at their estimated fair value at the date of donation. Additions, improvements and other capital outlays that significantly extend the useful life of an asset are capitalized. Other costs incurred for repairs and maintenance are expensed as incurred.

Capital assets include land and land improvements, buildings and building improvements, furniture, fixtures, equipment, machinery and vehicles. Capital assets are used in operations and have a useful life of more than one year and a cost exceeding established capitalization thresholds. The school district does not own any infrastructure assets such as roads, bridges, tunnels, drainage systems, water and sewer systems, dams and lighting systems.

Purchased capital assets costing more than $5,000 are recorded at historical cost, including significant ancillary charges necessary to place the asset into its intended location and condition for use. Improvements to land and buildings are capitalized at the higher threshold of $25,000. Donated capital assets valued at more than $5,000 are recorded at the time of acquisition at estimated fair value plus ancillary charges.

Capital assets are reported net of accumulated depreciation in the statement of net position. Capital assets that are not being depreciated, such as land, are reported separately for significant amounts. Capital assets are depreciated over their estimated useful lives using the straight-line depreciation method and full-month averaging. No salvage value is allowed for this purpose. Estimated useful life is management's estimate of how long the asset is expected to meet service demands.

Straight-line depreciation is used based on the following estimated useful lives:

Computer Equipment and Business	5 Years	Improvements to Land	20 Years
General Equipment and Musical	8 Years	Improvements to Bldgs.	20 Years
Vehicles, Trucks, and Trailers	8 Years	Portable School Buildings	25 Years
Furniture, Major Appliances, Large	10 Years	Buildings	40 Years

Depreciation was allocated to the various functions based upon originating purchasing source where identifiable. Unallocated depreciation was recorded in the statement of activities.

Unearned Revenues: The District reports unearned revenues on its Statement of Net Position and various fund balance sheets. Unearned revenues arise when resources are received by the District before it has a legal claim to them, as when grant monies are received prior to the occurrence of qualifying expenditures. In subsequent periods, when the District has a legal claim to the resources, the liability for unearned revenue is removed from the balance sheet and the revenue is recognized.

Accrued Salaries: Certain employees of the District (primarily school teachers and support staff) work nine months of the 12-month fiscal year. The District disburses payroll to such employees throughout the entire 12-month period. Accordingly, salaries payable included as accrued expenses in the accompanying financial statements include accrued salaries for services performed through June 30, 2014 for these

employees. The accrued salaries will be paid within two months after the end of the fiscal year.

Compensated Absences: In the event of termination or retirement, employees may be paid for up to 176 hours of accumulated vacation leave. Accordingly, accumulated vacation leave is recorded as if fully vested. The vested vacation leave payable is calculated using current pay levels and is recorded in the government-wide fund.

Long-term Obligations: In the government-wide fund financial statements, long-term debt and other long-term obligations are reported as liabilities in the applicable governmental activities statement of net position. Bond premiums and discounts are deferred and amortized over the life of the bonds using the effective interest method. Bonds payable are reported net of the applicable bond premium or discount. During the year $19,936,123 in interest on long term debt was recorded, including $7,650,172 in accrued interest payable.

Deferred Outflows/Inflows of Resources: In addition to assets, the statement of financial position will sometimes report a separate section for deferred outflows of resources. This separate financial statement element, deferred outflows of resources, represents a consumption of net position that applies to a future period(s) and so will not be recognized as an outflow of resources (expense/expenditure) until then. The District did not have any items that qualified for reporting in this category as of June 30, 2014.

In addition to liabilities, the statement of financial position will sometimes report a separate section for deferred inflows of resources. This separate financial statement element, deferred inflows of resources, represents an acquisition of net position that applies to a future period and so will not be recognized as an inflow of resources (revenue) until that time. The District reported unavailable revenue that amounted to $16,317,743 at June 30, 2014. The District also reported amounts collected in advance of eligibility that amounted to $146,131 at June 30, 2014.

Fund balance: The difference between assets and liabilities in the governmental fund financial statements are among the most widely and frequently used information in state and local government financial reports.

GASB Statement No. 54 distinguishes fund balances based on the relative strength of the constraints that control the purposes for which specific amounts can be spent. Beginning with the most binding constraints, fund balance amounts are reported in the following classifications:

- **Nonspendable** - portion of net resources that cannot be spent because of their form or because they must remain intact
- **Restricted** - amounts constrained by external parties, constitutional provision, or enabling legislation
- **Committed** - amounts constrained by a government using its highest level of decision-making authority. The Board of Education is the highest level of decision making authority. Formal Board action, through a resolution creates a commitment.
- **Assigned** - amounts a government intends to use for a particular purpose
- **Unassigned** - amounts that are not constrained at all will be reported in the general fund.

The new standards also clarify the definitions of individual governmental fund types. It interprets certain terms within the definition of special revenue fund types, while further clarifying the debt service and

capital projects fund type definitions. The final standard also specifies how economic stabilization or "rainy-day" amounts should be reported.

Operational Fund Cash Balance Procedural Directive

The chief financial officer shall manage the district's finances and take appropriate action to ensure an operational fund cash balance of at least five-percent (5%) of the current year's budgeted operating expenditures for any given fiscal year.

District finances shall be managed to accumulate and maintain an operational fund cash balance of at least five-percent (5%) of the current year's budgeted operating expenditures by the end of fiscal year 2014, or June 30, 2014, and thereafter.

Upon accumulation of the operating fund cash balance of at least five-percent (5%), the operating fund cash balance may only be drawn down below that level under the following circumstances:

a. An unexpected loss of revenue which includes, but is not limited to a mid-year reduction in operational revenues from the New Mexico Legislature and/or the New Mexico Public Education Department which were not included in the final approved budget, or
b. Approval from the Board of Education for a non-budgeted expenditure.
c. Upon approval from the New Mexico Public Education Department through a budget adjustment request. In an emergency, the chief financial officer may spend the operational fund cash balance prior to approval of the budget adjustment request.

Upon receiving any indication that the operating fund cash balance may not equal at least five-percent (5%) at any point within a rolling five-year financial forecast period, the chief financial officer shall immediately report the information to the superintendent and the Board of Education. It shall be the responsibility of the chief financial officer to provide recommendations to the superintendent and the Board of Education that may assist in accumulating and maintaining the operating fund cash balance as outlined in this procedural directive.

Net Position: In June 2011, GASB issued GASB Statement No. 63, *Financial Reporting of Deferred Outflows of Resources, Deferred Inflows of Resources and Net Position* (GASB 63), effective for the District's fiscal year beginning July 1, 2012. GASB 63 modifies the presentation of deferred inflows and deferred outflows in the financial statements; it also limits the use of the term "deferred." Implementation of GASB 63 had no effect on the District's net position or changes in net position for the fiscal year ended June 30, 2013.

The government-wide statements utilize a net position presentation categorized as follows:

<u>Net investment in capital assets</u> - This category reflects the portion of net position that are associated with capital assets less outstanding capital asset related debt.

<u>Restricted Net Position</u> - For the government-wide statement of net position, net position is reported as restricted when constraints placed on net asset used are either:

1. Externally imposed by creditors (such as debt covenants), grantors, contributors, or laws or regulations of other governments; or

2. Imposed by law through constitutional provisions or enabling legislation.

<u>Unrestricted net position</u> - This category reflects net position of the District not restricted for any project or other purpose.

The District's policy is to apply restricted resources first when an expense is incurred for purposes for which both restricted and unrestricted net position are available. The District's restricted fund balances for student instructional materials, pupil transportation and capital projects on Exhibit B-1 represent those imposed by law through enabling legislation. When an expenditure is incurred for which committed, assigned, and/or unassigned amounts of funding are available, funds are applied in that respective order.

Interfund Transactions: Reciprocal and non-reciprocal transactions are accounted for as revenues, expenditures or expenses. Transactions that constitute reimbursements to a fund from expenditures/expenses initially made from it that are properly applicable to another fund, are recorded as expenditures/expenses in the reimbursing fund and as reductions of expenditures/ expenses in the fund that is reimbursed. All other interfund transactions, except reciprocal and non-reciprocal transactions and reimbursements, are reported as transfers.

Estimates: The preparation of financial statements in conformity with generally accepted accounting principles in the United States of America requires management to make estimates and assumptions that affect certain reported amounts and disclosures. Accordingly, actual results could differ from those estimates.

Estimates in these financial statements include the District's estimate of useful lives for determining accumulated depreciation and depreciation expense, an estimate of accrued interest, estimates of worker's compensation and health insurance claims and an estimate on property taxes receivable.

Revenues

Program revenues: In the Statement of Activities, program revenues derive directly from the program itself or from parties outside the District's taxpayer or citizenry, as a whole; program revenues reduce the cost of the function to be financed from the District's general revenues. Program revenues are categorized as (a) charges for services, which includes revenues collected for cafeteria fees and lost books, etc., (b) program-specific operating grants, which includes revenues received from state and federal sources such as Title I and IDEA-B funding to be used as specified within each program grant agreement, and (c) program-specific capital grants and contributions, which include revenues from state sources such as SB-9 and HB-33 funding to be used for capital projects.

State Equalization Guarantee: School districts in the State of New Mexico receive a 'state equalization guarantee distribution' which is defined as "that amount of money distributed to each school district to insure that the school district's operating revenue, including its local and federal revenues as defined (in Chapter 22, Section 825, NMSA 1978) is at least equal to the school district's program cost.

A school district's program costs are determined through the use of various formulas using 'program units' which take into consideration 1) early childhood education; 2) basic education; 3) special education; 4) bilingual-multicultural education; 5) size, etc. Payment is made from the public school fund under the authority of the Director of Public School Finance. The District received $612,562,319 in state equalization guarantee distributions during the year ended June 30, 2014.

Tax Revenues: The District receives mill levy and ad valorem tax revenues primarily for debt service and capital outlay purposes. Tax revenues are recognized for governmental purposes when they are assessed and for fund purposes when they are measurable and available. The District records only the portion of the taxes considered to be 'measurable' and 'available'. Descriptions of the individual debt service and capital outlay funds contained in these financial statements include information regarding the authority for the collection and use of these taxes.

Property taxes: An enforceable lien is attached on property as of January 1st. Tax notices are sent to property owners by November 1st of each year, to be paid in whole or in two installments by November 10th and April 10th of each year. The County collects County, City, and School taxes and distributes some to each fund once per month.

Pupil Transportation Distribution: School districts in the State of New Mexico receive student transportation distributions. The transportation distribution is allocated to each school district in accordance with formulas developed by the State Transportation Director and the Director of Public School Finance. The funds shall be used only for the purpose of making payments to each school district for the to-and-from school transportation costs of students in grades K through twelve attending public school within the school district. Allocations received from the State for the year ended June 30, 2014 totaled $19,475,331; $19,470,668 from State Transportation Distribution funds and $4,663 for administrative fees collected on Charter School Transportation allocations.

Instructional Materials: The New Mexico State Public Education Department (PED) receives federal mineral leasing funds from which it makes annual allocations to the various school districts for the purchase of educational materials. Of each allocation, fifty percent is restricted to the requisition of materials listed on the State Board of Education's "State Adopted Instructional Material" list, while fifty percent of each allocation is available for purchases directly from vendors. Allocations received from the State for the year ended June 30, 2014 totaled $5,117,784.

SB-9 State Match: The Director shall distribute to any school district that has imposed a tax under the Public School Capital Improvements Act (22-25-1 to 22-25-10, NMSA 1978) an amount from the public school capital improvements fund that is equal to the amount by which the revenue estimated to be received from the imposed tax as specified in Subsection B of Section 22-25-3, NMSA 1978, assuming a one hundred percent collection rate, is less than an amount calculated by multiplying the product obtained by the rate imposed in the District under the Public School Capital Improvements Act. The distribution shall be made by December 1st of each year that the tax is imposed, in accordance with Section 22-25-3, NMSA 1978. However, in the event that sufficient funds are not available in the public school capital improvements fund to make the state distribution provided for in this section, the dollar per program unit figure shall be reduced as necessary.

Public School Capital Outlay: Under the provisions of Chapter 22, Article 24, a public school capital outlay fund was created. The money in the fund may be used only for capital expenditures deemed by the public school capital outlay council necessary for an adequate educational program, and capital outlay expenditures are limited to the purchase, or construction of temporary or permanent classrooms.

The council shall approve an application for grant assistance from the fund when the council determines that:

1. A critical need exists requiring action;
2. The residents of the school district have provided all available resources to the district to meet its capital outlay requirements;
3. The school district has used its resources in a prudent manner;
4. The District is in a county or counties which have participated in the reappraisal program and the reappraised values are on the tax rolls, or will be used for the tax year 1979 as certified by the property tax division; and
5. The school district has provided insurance for buildings of the school district in accordance with the provisions of Section 13-5-3, NMSA 1978.

The council shall consider all applications for assistance from the fund and after public hearing shall either approve or deny the application. Applications for grant assistance shall only be accepted by the council after a district has complied with the provisions of this section. The council shall list all applications in order of priority and all allocations shall be made on a priority basis. Money in the fund shall be disbursed by warrant of the Department of Finance and Administration on vouchers signed by the Secretary of Finance and Administration following certification by the council that the application has been approved.

Allocation of Indirect Expenses: The District reports all direct expenses by function in the Statement of Activities. Direct expenses are those that are clearly identifiable with a function. The District does not currently employ indirect cost allocation systems. Depreciation expense not charged to a specific function is identified as unallocated on the Statement of Activities. Interest on general long-term debt is considered an indirect expense and is reported separately on the Statement of Activities.

Federal Grants: The District receives revenues from various Federal departments (both direct and indirect), which are legally restricted to expenditures for specific purposes. These programs are reported as Special Revenue Funds. Each program operates under its own budget, which has been approved by the Federal Department or the flow through agency (usually the State of New Mexico Public Education Department). The various budgets are approved by the Local School Board and the New Mexico State Public Education Department. Amounts received or receivable from grantor agencies are subject to audit and adjustment by grantor agencies, the purpose of which is to ensure compliance with conditions precedent to the granting of funds. Any liability for reimbursement which may arise as a result of these audits is not believed to be material.

The District also receives reimbursements under the National School Lunch and Breakfast Programs for its food services operations, and the distributions of commodities through the New Mexico Human Services Department. The value of commodities received for the year ended June 30, 2014 was $1,719,109 and is reported in the Schedule of Expenditures of Federal Awards under the Department of Agriculture Commodities Program, CFDA number 10.550. Commodities are recorded as revenues and expenditures in the food service fund.

Budgetary Information

The following procedures are utilized to establish the District budget:

1. Subsequent to January 31, and prior to June 1, the Superintendent submits to the District's Board of Education a proposed budget for the fiscal year which commences on July 1. The budget includes an estimate of revenues and a proposed expenditure plan.
2. The proposed budget is presented at meetings subject to the Open Meetings Act of New Mexico, and the public is invited to comment.
3. The District is required to submit to the State of New Mexico, Public Education Department School Budget & Financial Analysis Unit (SBFAU) a balanced budget for the fiscal year which commences on July 1.
4. Based on criteria set by the SBFAU, the District undergoes either a formal technical review of the proposed budget or a more informal phone review each year. Subsequent to this review, the local Board approves a budget resolution to adopt the proposed budget subject to any technical adjustments by SBFAU. The final budget as approved by SBFAU is provided to the Board for information purposes only.

5. The budget is adjusted throughout the fiscal year based upon changes in programmatic needs. All intra-function transfers (adjustments within a function) of budget amounts are approved by site administrators and then if over $10,000 by control agents. These adjustments are then submitted to the Board of Education for final approval. Inter-function transfers (transfers between functions) include the same level of approvals, but require additional approval by the SBFAU. Budgetary control is at the function level; over-expenditure of a function is not allowed per NMAC 6.20.2.9.A.
6. Budgets for the General Fund, Special Revenue Funds and Capital Projects Funds are adopted on a basis consistent with the "Manual of Procedures for Uniform Financial Accounting and Budgeting for School Districts". Budgetary amounts for the Debt Service Fund are based upon the issuance of general obligation bonds.
7. Budgeted amounts are as originally adopted or as amended by the SBFAU.

For budgetary purposes, expenditures include amounts paid in the fiscal year, adjusted for the effects of liabilities paid within ten days of fiscal year-end and unpaid salaries and benefits attributable to services provided during the school year. The Board of Education must approve amendments to the appropriated budget when the budgeted fund balance differs from the actual fund balance at the end of the fiscal year. New Mexico state law prohibits a Governmental Agency from exceeding the appropriated budget.

The Statements of Revenues, Expenditures and Changes in Fund Balance – Budget (Non-GAAP Budgetary Basis) and Actual present comparisons of the legally adopted budget with actual data on a budgetary basis.

Since accounting principles applied for purposes of developing data on a budgetary basis differ significantly from those used to present financial statements in conformity with generally accepted accounting principles, a reconciliation of resultant basis, perspective, equity and timing differences in the excess (deficiency) of revenues and other sources of financial resources for the year ended June 30, 2014 is presented with each fund's Statement of Revenues, Expenditures, and Changes in Fund Balance – Budget and Actual (Non-GAAP Budgetary Basis).

Budgetary comparisons are presented in the balanced presentation format whereby the excess (deficiency) of revenues over expenditures is reflected as Beginning Fund Balance for budgetary purposes. The major differences between the budgetary basis and the GAAP basis are:

1. Revenues are recorded when received in cash (budgetary) as opposed to when susceptible to accrual (GAAP); and
2. Generally, expenditures are recorded when paid in cash (budgetary) as opposed to when susceptible to accrual (GAAP). However, budgetary expenditures include amounts for salaries and benefits attributable to services provided during the fiscal year. The non-budgeted accounts and funds primarily consist of the adjustment to record the USDA commodity allocation.

NOTE 2. Cash and Cash Equivalents and Investments

State statutes authorize the investment of District funds in a wide variety of instruments including certificates of deposit and other similar obligations, state investment pool, money market accounts, and United States Government obligations. All invested funds of the District properly followed State investment requirements as of June 30, 2014.

Deposits of funds may be made in interest or non-interest bearing checking accounts, in one or more banks or savings and loan associations within the geographical boundaries of the District. Deposits may

be made to the extent that they are insured by an agency of the United States, or by collateral deposited as security, or by bond given by the financial institution.

Amounts reported as Agency Funds in Exhibit E-1 represent amounts held by individual school locations and departments. These funds are used to finance non-curricular activities augmenting but not replacing activities provided through funding provided by the District.

The rate of interest in non-demand interest-bearing accounts shall be set by the State Board of Finance, but in no case shall the rate of interest be less than one hundred percent of the asked price on United States treasury bills of the same maturity on the day of deposit.

Excess of funds may be temporarily invested in securities which are issued by the State or by the United States Government, or by their departments or agencies, and which are either direct obligations of the State or the United States, or are backed by the full faith and credit of those governments.

The collateral pledged is listed on Schedule II of this report. The types of collateral allowed are limited to direct obligations of the United States Government and all bonds issued by any agency, district, or political subdivision of the State of New Mexico.

According to the Federal Deposit Insurance Corporation, public unit deposits are funds owned by the public unit. Time deposits, savings deposits, and interest bearing NOW accounts of a public unit in an institution in the same state will be insured up to $250,000 in aggregate.

Cash Reconciliation

Cash Per Government-wide Statement of Net Position:	
Unrestricted cash - Statement of net position	$ 123,339,650
Current Restricted cash - Statement of net position	92,172,438
Noncurrent Restricted cash - Statement of net position	176,392,814
Total cash & cash equivalents per Government-wide Statement of Net Position	$ 391,904,902
Governmental Funds - Balance Sheet Reconciliation	
Cash and cash equivalents per Exhibit A-1	$ 391,904,902
Internal Service Fund cash	(45,216,879)
Total cash & cash equivalents per Governmental Funds Balance Sheet per Exhibit B-1	$ 346,688,023

Deposits

NM State Statutes require collateral pledged for deposits in excess of the federal deposit insurance to be delivered, or a joint safekeeping receipt be issued, to the Schools for at least one half of the amount on deposit with institution. The schedule listed below will meet the State of New Mexico, Office of the State Auditor's requirements in reporting the insured portion of the deposits. Cash and cash equivalents consists of the following at June 30, 2014:

Deposits

	Wells Fargo	Bank of America	NM Educators FCU	Agency Funds	Total Deposits
Total deposits	$ 368,409,244	$ 29,947,265	$ 5,483	$ 5,839,558	$ 404,201,550
FDIC coverage	250,000	250,000	250,000	5,839,558	6,589,558
Total uninsured public funds	368,159,244	29,697,265	-	-	397,856,509
Collateral requirement [1]	184,079,622	14,848,633	-	-	198,928,255
Pledged security	397,136,247	37,957,534	-	-	435,093,781
Total under (over) collateralized	$(213,056,625)	$ (23,108,901)	$ -	$ -	$(236,165,526)

[1] Collateral requirement: 50% of uninsured public funds. Due to current economic conditions APS requires all Financial institutions to provide 102% collateral.

Custodial Credit Risk – Custodial credit risk is the risk that in the event of a bank failure, the government's deposits may not be returned to it. The District does not have a deposit policy for custodial credit risk, other than following state statutes as put forth in the Public Money Act (Section 6-10-1 to 6-10-63, NMSA 1978). At June 30, 2014, $397,856,509 of the District's bank balance of $404,201,550 was exposed to custodial credit risk because it was uninsured and collateral held by pledging bank's trust department was not in the District's name.

Interest rate risk – Interest rate risk is the risk that changes in interest rates will adversely affect the fair value of the District's investments. The District's investment policy indicates that the District is to attempt to secure a maximum yield of investment earnings to supplement other revenues for the support of the District. The District only invests in securities allowed under Section 6-10-10 NMSA 1978.

NOTE 3. Receivables

Accounts receivable are recorded in the various governmental funds. They consist of amounts receivable from local governments relating to various grant agreements and property taxes receivable.

Accounts receivable are shown net of an allowance for uncollectables. Accounts receivable in excess of 180 days comprise the trade accounts receivable allowance for uncollectables. Restricted Accounts Receivables of $60,079,891 consist of those receivables related to special revenues, amounts due from other governments for special revenue and capital outlay funds, and property tax receivables.

Receivables as of June 30,2014 are as follows:

Receivables	General	Food Services	Title I IASA	IDEA-B Entitlement
Property taxes	$ 619,943	$ -	$ -	$ -
Intergovernmental grants	-	1,003,366	19,002,855	7,760,610
Other	2,310,856	-	-	-
Less allowance for uncollectibles	(21,804)	-	-	-
Totals by fund	$ 2,908,995	$ 1,003,366	$ 19,002,855	$ 7,760,610

	Capital Improvements HB-33	Capital Improvements SB-9	Debt Service	Other Governmental	Total
Property taxes	$ 6,778,827	$ 3,153,439	$ 6,759,484	$ 568,649	$ 17,880,342
Intergovernmental grants	-	2,010,913	-	13,247,669	43,025,413
Other	-	-	-	-	2,310,856
Less allowance for uncollectibles	-	-	-	-	(21,804)
Totals by fund	$ 6,778,827	$ 5,164,352	$ 6,759,484	$ 13,816,318	$ 63,194,807

NOTE 4. Inventories

Components of inventory balances are as follows:

Instructional	$ 601,173
M&O	1,215,245
Food Items	1,296,424
Total	$ 3,112,842

NOTE 5. Accrued Expenses

Accrued Expenses at June 30, 2014 consisted of:

Salaries and benefits payable	$ 65,911,586
Other Liabilities	85,130
	$ 65,996,716

NOTE 6. Interfund Receivables, Payables, and Transfers

Generally, these inter-fund receivables and payables are generated when a fund incurs an expense and is waiting for reimbursement from the grantor. The balance represents the amount of cash provided by the General Fund to cover the expense until payment is received. All of these balances are expected to be collected in the subsequent year. Interfund transfers generally occur for two reasons; to correct the recording of expenses or revenue and to cover over-expenditures of Special Revenue Funds. There were no interfund transfers for the year as of June 30, 2014.

Receivables and payables from interfund transactions as of June 30, 2014 are listed below:

Governmental Activities:		Interfund Receivable	Interfund Payables
Fund #	**Major Funds:**		
11000	Operational Fund	$ 37,330,027	$ -
24101	Title I IASA		(18,760,192)
24106	IDEA-B Entitlement		(7,471,718)
	Nonmajor Funds:		
24109	Preschool IDEA-B		(174,291)
24113	Education Of Homeless		(51,587)
24115	IDEA-B Private School Share		(51,099)
24119	21st Community Learning Centers		(202,809)
24120	IDEA-B Risk Pool		(316,948)
24124	Title I 1003g Grant		(642,643)
24138	IDEA-B Results Plan		(15,668)
24153	English Language Acquisition		(745,351)
24154	Teacher / Principal Training & Recruting		(273,533)
24162	Title I School Involvement		(939,421)

24171	Carl D. Perkins Special Projects Current		(21,356)
24174	Carl D. Perkins Secondary Current		(606,932)
24176	Carl D. Perkins Secondary Redistribution		(53,274)
24180	Carl D Perkins HSTW Current		(55,775)
24182	Carl D Perkins HSTW Redistribution		(6,822)
25112	Collaborative Research and Development		(17,503)
25131	Johnson O'Malley		(59,808)
25173	School Leadership Program		(173,151)
25184	Indian Education Formula Grant		(335,615)
25215	Elementary School Counseling		(113,245)
25217	Smaller Learning Communities		(441,865)
26118	ABEC Job Mentor Instruction		(104,858)
27103	Dual Credit Instructional Materials		(47,858)
27107	2012 GOB Public Schools Library Award		(323,668)
27114	New Mexico Reads for Lead K-3		(49,093)
27116	Robotics Award		(18,593)
27117	Technology for Education	263,032	
27122	Advanced Placement Stipend		(10,000)
27138	Incentives for School Imprv Act	6,104	
27149	Pre-K Initiative		(947,676)
27150	Indian Education School District Initiative		(19,192)
27155	Breakfast for Elementary Students		(43,421)
27166	Kindergarten Three-Plus		(2,037,756)
27171	2010 GOB Instructional Materials		(60,199)
27183	NM Grown FVV		(591)
27184	New Teacher & School Leader Eval.		(52,419)
27185	Partnership for Assessment of Reading for College & Careers		(100,691)
28102	Graduation Reality & Dual Skills		(48,081)
28106	School Wellness	93	
28131	New Mexico Arts Division		(7,007)
28180	Regional Quality Center	934	
28191	Start Smart K-3 Utah State University Study		(247,061)
29102	Private Direct Grants (Categorical)	9,059	
29107	City / County Grants		(616,124)
31400	Special Capital Outlay - State		(1,251,501)
31500	Special Capital Outlay – Federal		(92,854)
		$ 37,609,249	$ (37,609,249)

NOTE 7. Capital Assets

A summary of capital assets and changes occurring during the year ended June 30, 2014, including those changes pursuant to the implementation of GASB Statement No. 34, follows. Land is not subject to depreciation.

	Balance 6/30/2013	Additions/ Adjustments	Deletions/ Adjustments	Transfers	Balance 6/30/2014
Governmental Activities:					
Capital Assets not depreciated:					
Land	$ 53,293,112	$ -	$ -	$ 1,202,208	$ 54,495,320
Construction in Progress	149,634,002	83,049,410	(17,807)	(125,808,375)	106,857,230
Total Capital Assets, not depreciated	202,927,114	83,049,410	(17,807)	(124,606,167)	161,352,550
Land Improvements	129,146,582	(231,296)	-	14,191,471	143,106,757
Building and Building Improvements	1,605,839,631	-	-	110,414,696	1,716,254,327
Equipment, Furniture and Fixtures	63,596,967	2,126,922	(6,792,251)	-	58,931,638
Intangibles	15,889,216	-	-	-	15,889,216
Vehicles/Heavy Equipment	14,247,690	260,208	(9,911)	-	14,497,987
Total Capital Assets, being depreciated	1,828,720,086	2,155,834	(6,802,162)	124,606,167	1,948,679,925
Less: Accumulated Depreciation					
Land Improvements	(81,269,544)	(3,252,910)	-	-	(84,522,454)
Building and Building Improvements	(589,043,502)	(63,623,076)	-	-	(652,666,578)
Equipment, Furniture and Fixtures	(54,129,621)	(3,610,446)	6,420,010	-	(51,320,057)
Intangibles	(15,889,216)	-	-	-	(15,889,216)
Vehicles/Heavy Equipment	(12,632,581)	(409,348)	9,911	-	(13,032,018)
Total accumulated depreciation	(752,964,464)	(70,895,780)	6,429,921	-	(817,430,323)
Total Capital Assets, being depreciated net	1,075,755,622	(68,739,946)	(372,241)	124,606,167	1,131,249,602
Governmental activities Capital assets, net	$ 1,278,682,736	$ 14,309,464	$ (390,048)	$ -	$ 1,292,602,152

Depreciation expense for the year ended June 30,2014 was charged to governmental activities as follows:

Instruction	$ 438,406
Support Services	539,029
Operation and Maintenance of Plant	41,525
Operation of Noninstructional Services	294,008
Unallocated	69,582,812
	$ 70,895,780

NOTE 8. Long-term Debt

During the year ended June 30, 2014 the following changes occurred in the liabilities reported in the government-wide statement of net position:

	Balance 6/30/2013	Additions	Deletions	Balance 6/30/2014	Current Portion	Long-term Debt
General Obligation Bonds	$482,748,435	$ 43,400,000	$ 35,371,792	$490,776,643	$ 44,161,792	$446,614,851
Premiums	17,804,430	2,585,024	2,346,026	18,043,428	2,386,842	15,656,586
Subtotal	500,552,865	45,985,024	37,717,818	508,820,071	46,548,634	462,271,437
Education Technology Notes	27,310,000	-	11,915,000	15,395,000	5,745,000	9,650,000
Premiums	972,941	-	423,898	549,043	423,898	125,145
Subtotal	28,282,941	-	12,338,898	15,944,043	6,168,898	9,775,145
DATA Lease Purchase	-	2,743,494	81,903	2,661,591	106,648	2,554,943
Compensated Absences	3,884,293	3,679,813	3,586,601	3,977,505	1,325,835	2,651,670
Estimated Claims Liability	29,776,690	95,611,926	98,153,289	27,235,327	13,338,872	13,896,455
OPEB Obligation	316,763	333,080	186,564	463,279	-	463,279
Total	$562,813,552	$148,353,337	$152,065,073	$559,101,816	$ 67,488,887	$491,612,929

Compensated absences are paid from the same funds from which the employees are paid. Totals above include current portions and long-term portions.

Bonds are secured by the District's full faith and credit and are general obligations of the District payable from ad valorem taxes to be levied, without limitation as to rate or amount, against all taxable property within the District. Debt service debt requirements are liquidated as property taxes are received and debt service principal and interest payments become due. They are paid primarily from the General Fund and Debt Service Fund. Interest on all issues is payable semiannually on February 1 and August 1. Principal is payable annually on August 1. The proceeds of the bonds are being used for the purpose of erecting, remodeling, making additions to and furnishing school buildings, and purchasing and improving school grounds.

On September 24, 2013 APS sold $43.4 million in General Obligation Bonds as part of the $225 million authorization approved by voters in February 2010. This funding will be used for capital project needs throughout the District. This sale is the final installment of the $225 million authorization approved by voters in February 2010.

DATA Lease Purchase

On August 23, 2013 the District entered into a twenty year $2.7 million financing agreement with the New Mexico Finance Authority for the purchase of property to be used by and leased to Digital Arts & Technology Academy, a New Mexico charter school authorized by the District.

Arbitrage/Yield Reduction

The Tax Reform Act of 1986 instituted certain arbitrage restrictions with respect to the issuance of tax-exempt bonds after August 31, 1986. Arbitrage regulations deal with the investment of all tax exempt bond proceeds at an interest yield greater than the interest yield paid to bondholders. Generally, all interest paid to bondholders can be retroactively rendered taxable if applicable rebates are not reported and paid to the United States Treasury at least every five years. The District did not have any arbitrage liability at June 30, 2014.

Bond proceeds may be invested in higher yielding investments only during a temporary period described in Regulation section 1.148-2(e). After expiration of an applicable temporary period, proceeds must be yield restricted.

Long term debt issued and outstanding at June 30, 2014 are as follows:

Date of Issue	Original Issue	Amount Outstanding	Interest Rates	Final Maturity Date
Bonds				
August 22, 2001	$ 50,850,000	$ -	4.00-5.00%	8/1/2016
September 21, 2004	28,010,000	-	3.00-4.125%	8/1/2020
December 29, 2004	4,625,000	1,446,315	-	8/1/2020
February 22, 2005	21,375,000	-	3.00-4.50%	8/1/2014
January 17, 2006	7,160,000	2,595,328	-	8/1/2020
October 10, 2006	63,980,000	7,105,000	4.00 - 5.00%	8/1/2021
December 27, 2007	75,000,000	42,450,000	4.00 - 5.00%	8/1/2022
September 9, 2008	134,000,000	102,000,000	4.00 - 5.00%	8/1/2023
May 19, 2009	124,700,000	87,600,000	3.50 - 5.00%.	8/1/2022
October 20, 2009	14,300,000	14,300,000	-	8/1/2024
November 10, 2009	16,800,000	14,065,000	3.00 - 5.00%	8/1/2018
September 22, 2010	85,410,000	70,500,000	1.50 - 3.0%	8/1/2021
September 22, 2010	32,690,000	32,690,000	4.5%	8/1/2027
September 22, 2010	31,900,000	31,900,000	4.0 - 4.15%	8/1/2024
May 24, 2011	8,940,000	5,485,000	2.0 - 4.0%	8/1/2016
August 2, 2012	39,670,000	35,240,000	2.00 - 5.00%	8/1/2021
September 24, 2013	43,400,000	43,400,000	2.00 - 5.00%	8/1/2029
2011 Educational Technology Notes				
May 24, 2011	$ 18,600,000	$ 9,745,000	4.0 - 5.0%	8/1/2015
August 29, 2012	13,000,000	5,650,000	1.00 - 2.00%	8/1/2017
2013 DATA Lease Purchase Loan				
August 23, 2013	$ 2,743,494	$ 2,661,591	0.55 - 4.7%	6/1/2033

The annual requirements to amortize the Long term debt as of June 30, 2014, including interest payments are as follows:

General Obligation Bonds

Fiscal Year Ending June 30,	Principal	Interest	Total Debt Service
2015	44,161,792	18,795,837	62,957,629
2016	40,481,792	17,329,088	57,810,880
2017	40,716,792	15,827,138	56,543,930
2018	38,841,792	14,261,038	53,102,830
2019	50,776,792	12,645,213	63,422,005
2020-2024	181,007,683	36,394,780	217,402,463
2025-2030	94,790,000	8,333,475	103,123,475
Totals	$ 490,776,643	$ 123,586,569	$ 614,363,212

Educational Technology Notes

Fiscal Year Ending June 30,	Principal	Interest	Total Debt Service
2015	5,745,000	440,025	6,185,025
2016	5,750,000	190,750	5,940,750
2017	1,950,000	43,750	1,993,750
2018	1,950,000	14,625	1,964,625
2019	-	-	-
Totals	$ 15,395,000	$ 689,150	$ 16,084,150

2013 DATA Lease Purchase Loan

Fiscal Year Ending June 30,	Principal	Interest	Total Debt Service
2015	106,648	100,245	206,893
2016	107,677	99,216	206,893
2017	109,115	97,778	206,893
2018	110,900	95,994	206,894
2019	113,357	93,537	206,894
2020-2024	621,939	412,528	1,034,467
2025-2030	1,491,955	370,082	1,862,037
Totals	$ 2,661,591	$ 1,269,380	$ 3,930,971

Compensated Absences – Administrative employees of the District are able to accrue a limited amount of vacation and other compensatory time during the year. During the fiscal year June 30, 2014, compensated absences increased $93,212 from the prior year accrual. See Note 1 for more details.

Operating Leases – The District leases various equipment under short-term cancelable operating leases. Rental expense for the year ended June 30, 2014 was $ 2,292,397.

NOTE 9 Property Taxes

Property taxes attach as an enforceable lien on property as of January 1. Taxes are levied each year on July 1, on the taxable valuation of property located in the District as of the preceding January 1. The taxable valuations for the various classes of property are determined by the Bernalillo and Sandoval Counties Assessors and the State of New Mexico Department of Taxation and Revenue at one-third of assessed valuation. Property in the District for the fiscal year 2014 tax levy had a taxable value of $ 14,757,199,050.

The rate of taxes for operating purposes for all taxing jurisdictions is limited by the State Constitution to 20 mills ($20 per $1,000 assessed valuation) of which the District's House Bill 33 portion, by state regulation, is limited to 15 mills. Taxes are payable in two equal installments due on November 10 and April 10 and become delinquent after 30 days.

Unavailable Revenue and Property Taxes Receivable at June 30, 2014 are as follows :

	Unavailable Revenue			Current Portion	Accounts
	Current Taxes	Delinquent Taxes	Total	Delinquent Taxes	Receivable
General Fund	$ 187,765	$ 379,648	$ 567,413	$ 52,530	$ 619,943
Capital Projects	2,870,406	6,186,774	9,057,180	875,086	9,932,266
Debt Service	2,207,606	4,485,544	6,693,150	634,983	7,328,133
Total	$ 5,265,777	$ 11,051,966	$ 16,317,743	$ 1,562,599	$ 17,880,342

The District has calculated property taxes by multiplying the tax levy by the taxable value, reducing that amount by actual collections, and recording the difference as unavailable revenue. Delinquent property taxes are estimated based on the various mill levies, as the split between funds is not available from the taxing districts. The amount estimated at June 30, 2014 for delinquent taxes is $11,051,966 and is recorded as unavailable revenue.

NOTE 10. Other Required Individual Fund Disclosures

Generally Accepted Accounting Principles require as part of the Combined Statements disclosure of certain information concerning individual funds including excess of expenditures over appropriations. The following funds exceeded approved budgetary authority for the year ended June 30, 2014.

Major Fund		
41000 Debt Service		$ 41,580
Nonmajor Funds		
27175	Innovative Solutions for Struggling Schools	12,776
28191	Start Smart K-3 Utah State Univ Study	11,365
		24,141
	Total	$ 65,721

NOTE 11. ERA Pension Plan

Plan Description:

Substantially all of the District's full-time employees participate in a public employee retirement system authorized under the Educational Retirement Act (Chapter 22, Article 11, NMSA 1978). The Educational Retirement Board (ERB) is the administrator of the plan, which is a cost-sharing multiple-employer defined benefit retirement plan. The plan provides for retirement benefits, disability benefits, survivor benefits and cost-of-living adjustments to plan members (certified teachers, and other employees of State public school districts, colleges and universities) and beneficiaries. ERB issues a separate, publicly available financial report that includes financial statements and required supplementary information for the plan. That report may be obtained by writing to ERB, P.O. Box 26129, Santa Fe, NM 87502. The report is also available on ERB's website at www.nmerb.org.

Funding Policy.

Member Contributions

Plan members earning $20,000 or less annually are required by statute to contribute 7.9% of their gross salary. Plan members earning over $20,000 annually were required to contribute to the plan 10.1% of their gross salary in fiscal year 2014; and 10.7% of their gross salary in fiscal year 2015 and thereafter.

Employer Contributions
In fiscal year 2014, the District was required to contribute 13.15% of the gross covered salary for all eligible employees. Starting in fiscal year 2015, the District will contribute 13.9% for all eligible employees.

The contribution requirements of plan members and the District are established in State statute under Chapter 22, Article 11, NMSA 1978.. The requirements may be amended by acts of the legislature. The District's contributions to ERB for the fiscal years ending June 30, 2014, 2013, and 2012 were $58,670,818 $52,217,878, $45,658,413 and respectively, which equal the amount of the required contributions for each fiscal year.

NOTE 12. Post-Employment Benefits

State Retiree Health Care Act:

Plan Description: The District contributes to the New Mexico Retiree Health Care Fund, a cost-sharing multiple-employer defined benefit post-employment healthcare plan administered by the New Mexico Retiree Health Care Authority (RHCA). The RHCA provides health care insurance and prescription drug benefits to retired employees of participating New Mexico government agencies, their spouses, dependents, and surviving spouses and dependents. The RHCA Board was established by the Retiree Health Care Act (Chapter 10, Article 7C, NMSA 1978). The Board is responsible for establishing and amending benefit provisions of the healthcare plan and is also authorized to designate optional and/or voluntary benefits like dental, vision, supplemental life insurance, and long-term care policies.

Eligible retirees are: 1) retirees who make contributions to the fund for at least five years prior to retirement and whose eligible employer during that period of time made contributions as a participant in the RHCA plan on the person's behalf unless that person retires before the employer's RHCA effective date, in which event the time period required for employee and employer contributions shall become the period of time between the employer's effective date and the date of retirement; 2) retirees defined by the Act who retired prior to July 1, 1990; 3) former legislators who served at least two years; and 4) former governing authority members who served at least four years.

The RHCA issues a publicly available stand-alone financial report that includes financial statements and required supplementary information for the post-employment healthcare plan. That report and further information can be obtained by writing to the Retiree Health Care Authority at 4308 Carlisle NE, Suite 104, Albuquerque, NM 87107.
Funding Policy:

The Retiree Health Care Act (Section 10-7C-13 NMSA 1978) authorizes the RHCA Board to establish the monthly premium contributions that retirees are required to pay for healthcare benefits. Each participating retiree pays a monthly premium according to a service based subsidy rate schedule for the medical plus basic life plan plus an additional participation fee of five dollars if the eligible participant retired prior to the employer's RHCA effective date or is a former legislator or former governing authority member. Former legislators and governing authority members are required to pay 100% of the insurance premium to cover their claims and the administrative expenses of the plan. The monthly premium rate schedule can be obtained from the RHCA or viewed on their website at www.nmrhca.state.nm.us.

The employer, employee and retiree contributions are required to be remitted to the RHCA on a monthly basis. The statutory requirements for the employer and employee contributions can be changed by the New Mexico State Legislature. Employers that choose to become participating employers after January 1, 1998 are required to make contributions to the RHCA fund in the amount determined to be appropriate by the board.

The Retiree Health Care Act (Section 10-7C-15 NMSA 1978) is the statutory authority that establishes the required contributions of participating employers and their employees. For employees that were members of an enhanced retirement plan (state police and adult correctional officer member coverage

plan 1; municipal police member coverage plan 3, 4 or 5; municipal fire member coverage plan 3, 4 of 5; municipal detention officer member coverage plan 1; and members pursuant to the Judicial Retirement Act) during the fiscal year ended June 30, 2014, the statute required each participating employer to contribute 2.5% of each participating employee's annual salary; and each participating employee was required to contribute 1.25% of their salary. For employees that were not members of an enhanced retirement plan during the fiscal year ended June 30, 2014, the statute required each participating employer to contribute 2.0% of each participating employee's annual salary; each participating employee was required to contribute 1.0% of their salary. In addition, pursuant to Section 10-7C-15(G) NMSA 1978, at the first session of the Legislature following July 1, 2013, the legislature shall review and adjust the distributions pursuant to Section 7-1-6.1 NMSA 1978 and the employer and employee contributions to the authority in order to ensure the actuarial soundness of the benefits provided under the Retiree Health Care Act.

The District's contributions to the RHCA for the years ended June 30, 2014, 2013 and 2012 were $9,125,695, $9,553,387, and $8,426,387 , respectively, which equal the required contributions for each year.

Post-Employment Life Insurance Benefits and Required Supplementary Information:

Plan Description: The District's Postemployment Life Insurance Plan is a single employer defined benefit plan administered by the District that provides Basic Life Insurance to a frozen group of employees who retired prior to July 1, 2000. Insurance benefits are authorized by a resolution from the District's Board of Education. This amount is equal to $1,000, increased by $200 as of each anniversary of employment, subject to a maximum benefit of $4,000. A fully-insured premium rate of $1.830/$1,000 is charged; the retirees make a 100% contribution toward this coverage. The number of retirees covered as of July 1, 2014 was 1,385 and the present value of coverage was $2,873,680.

Optional Life Insurance is also offered to those employees who retired prior to July 31, 2001. The fully-insured premium rates are age-banded. Effective January 1, 2014 eligible retirees pay 100% of all life insurance premiums. The number of retirees covered as of July 1, 2014 was 2,161 and retiree contributions were $606,402. The District recognizes the cost of providing the life insurance benefits by charging the insurance premiums to expenditures. Life insurance benefits are paid through premiums to Standard Life Insurance Company under an indemnity plan. The District's Board is responsible for establishing and amending benefit provisions of the Post Employment Life Insurance Plan.

Annual OPEB Cost and Annual Required Contribution: The major component of the annual OPEB cost is the annual required contribution (ARC). The ARC is the sum of the normal cost and the amortization of the unfunded actuarial accrued liability. The unfunded actuarial accrued liability is amortized over the average life expectancy for the retired population of nine years. The ARC for APS's postemployment benefit plan for the period July 1, 2013 to June 30, 2014 is $363,075 which is comprised of the Annual Amortization Payment (plus interest) of $323,577 and adjustment to ARC of $39,498.
The other components of the annual OPEB cost are one year's interest on the net OPEB obligation (defined below) at the beginning of the year and adjustment to the ARC. The adjustment to the ARC is the discounted present value of the net OPEB obligation at the beginning of the year.

The following tables provide the annual required contribution ("ARC") for the period July 1, 2013 to June 30, 2014 and an estimate of the net OPEB obligation as of June 30, 2014.

	Post-Employment Benefit Plan
Annual Required Contribution(ARC)	
Normal Cost	$
Interest on Normal Cost	
Amortization Payment	**318,830**
Adjustment to ARC	**39,498**
Interest on Amortization Payment	**4,747**
Total	$ **363,075**
NET OPEB OBLIGATION	
Net OPEB Obligation – Beginning of year	$ **316,763**
ARC	$ **363,075**
Interest on Net OPEB Obligation	**9,503**
Adjustment to ARC	**(39,498)**
Annual OPEB Cost	$ **333,080**
Employer Contributions	**(186,564)**
Increase in Net OPEB Obligation	$ **146,516**
Net OPEB Obligation-End of Year	$ **463,279**
Percentage of OPEB Cost Contributed	**56.01%**

The District's annual OPEB cost, the percentage of annual OPEB cost contributed to the plan and the net OPEB obligation for 2014 and the two preceding years were as follows:

Fiscal Year Ended	Annual OPEB Cost	% of Annual OPEB Cost Contributed	Net OPEB Obligation
06/30/2012	$1,008,041	93.52%	$284,924
06/30/2013	946,935	96.64%	316,763
06/30/2014	333,080	56.01%	463,279

Methods and Assumptions:

GASB 45 allows the use of one of several actuarial cost methods. These cost methods allocate the OPEB costs differently. The method used in this valuation is the *Projected Unit Credit Method*. The valuation results are developed assuming a discount rate of 3% and an amortization period of 9 years. Under GASB 45, the discount rate to be used for the valuation is determined based on the long term investment yield on the investments used to finance the payment of benefits. For this valuation it is assumed that postemployment benefits are paid from general assets which generally consist of short-term investments.

The participation assumption is the assumed percentage of future retirees that participate and enroll in the life insurance plan. The participation assumption used in this valuation is 100%.

Funded Status:

The actuarial accrued liability is the present value of future benefits which is attributable to past service. The unfunded actuarial accrued liability is the difference between the actuarial accrued liability and the

actuarial value of plan assets. There are no plan assets. The most recent valuation includes an Actuarial Accrued Liability and unfunded Actuarial Liability of $2,873,680. Amortization of unfunded Actuarial Accrued Liability is a Level Dollar amount and the period used for amortization of unfunded balances is closed. The closed plan is for retired employees. The plan is considered pay-as-you-go.

NOTE 13. Contingent Liabilities

A number of legal claims are presently pending against the District. It is the opinion of the District's management, after consulting with outside legal counsel, that final settlement of these matters will not exceed estimated defense and liability accruals, and will not result in any material adverse effect on the financial position of the District.

The District receives revenues from various Federal and State grant programs, which are subject to review and approval as to allowable expenditures by the respective grantor agencies. Any settlements or expenditures arising from a final review are recognized in the period agreed upon by the agency and the District.

Commitments:

Albuquerque Public Schools contracts with outside vendors for construction and renovation of various facilities. At June 30, 2014, commitments and encumbrances outstanding for capital projects totaled $63,993,743.

NOTE 14. Risk Management

The District is exposed to various risks of loss related to theft of, damage to and destruction of assets; errors and omissions; and injuries to employees. APS established a self-insurance fund to conduct these risks and administers its own employee benefit and risk management programs as a self-insured program. APS purchases specific excess insurance. There is a self-insured retention (per occurrence) of $550,000 for workers compensation, $350,000 for liability and $250,000 for property. APS is subject to tort immunities. School board errors and omissions have $350,000 retention. APS believes its main exposure to risk of loss is in the category of liability claims. Any loss exceeding the deductible of $350,000 would be covered under the purchased excess loss policy. Losses in the mentioned categories are the subject of insurance and/or actuarially reviewed retentions. APS has not incurred any losses in excess of coverage during the past 4 years. The claims liabilities reported in the Risk Management Fund are based on the requirements of Governmental Accounting Standards Board Statement No. 10, which requires that a liability for claims be reported if information prior to the issuance of the financial statements indicates that it is probable that a liability has been incurred at the date of the financial statements and the amount of the loss can be reasonably estimated. Liabilities include an amount for claims that have been incurred but not reported (IBNRs). The result of the process to estimate the claims liability is not an exact amount as it depends on many complex factors, such as inflation, changes in legal doctrines, and damage awards. Accordingly, claims are reevaluated periodically to consider the effects of inflation, recent claim settlement trends (including frequency and amount of pay-outs), and other economic factors. The actuarial review validated that the current reserves are adequate for reserves in anticipation of adverse developments in reported cases and for claims which may have occurred but have not yet been reported.

Liabilities for estimated claims for the last two years are summarized below. Liabilities at June 30, 2014 for health, dental and vision are stated at 90% confidence level plus 15% to provide for claims fluctuation margin in the event of catastrophic claims. Liability balances for worker's compensation and liability and property are stated at 90% confidence level.

Fiscal Year 2014	Balance 06/30/13	Additions	Deletions	Balance 06/30/14
Liability and Property	$ 6,869,459	$ 7,236,176	$ 7,771,538	$ 6,334,097
Worker's Compensation	11,802,231	4,353,235	3,898,733	12,256,733
Health Claims	10,325,078	77,263,733	79,418,521	8,170,290
Dental Claims	730,594	5,872,787	6,175,311	428,070
Vision Claims	49,328	885,995	889,186	46,137
	$ 29,776,690	$95,611,926	$ 98,153,289	$ 27,235,327

Fiscal Year 2013	Balance 06/30/12	Additions	Deletions	Balance 06/30/13
Liability and Property	$ 11,313,023	$ 1,226,150	$ 5,669,714	$ 6,869,459
Worker's Compensation	13,212,387	3,482,327	4,892,483	$ 11,802,231
Health Claims	16,267,523	66,671,704	72,614,149	$ 10,325,078
Dental Claims	3,355,796	3,288,177	5,913,379	$ 730,594
Vision Claims	595,770	284,888	831,330	$ 49,328
	$ 44,744,499	$74,953,246	$ 89,921,055	$ 29,776,690

NOTE 15. Subsequent Events

On August 5, 2014, APS sold $75 million in General Obligation Notes and $ 15 million in General Obligation Education Technology Notes . This funding will be used to fund capital project and technology needs throughout the District. This sale is the first installment of the $200 million authorization approved by voters in February 2013. On August 5, 2014 APS refunded general obligation bonds in the amount of $102.5 million with the issuance of $94.3 million in new debt. The bonds refunded are Series 2007, $27.5 million and Series 2008B, $ 75 million. The net present value of the savings on this refunding was $ 6,954,336 or 6.788%.

NOTE 16. Joint Powers Agreements

1. The District has entered into Joint Powers Agreements with the City of Albuquerque (the City) to develop, improve and maintain Joint Use Parks for use by the city as public parks and by the District as public school grounds. The District has exclusive use of the facilities during regular school operating hours. At all other times, the City may use the facilities. The City currently has responsibility for the maintenance of 20 of these Joint Use Parks and charges the District for its 35% (approximately $200,000 per year) share of the maintenance costs on a quarterly basis.

2. The District entered into a Joint Powers Agreement with the City of Albuquerque (the City) on April 21, 1976 for the construction and maintenance of an indoor swimming pool at Highland High School. The District paid approximately $300,000 and the City paid for the balance of the total design and construction cost of approximately $670,000. The City is responsible, at its sole expense, for the maintenance, operation, and custodial care of the facility. The District has first priority in using the facility during regular school hours during the regular school year and for a period of one and one half hours after regular school hours during the competitive swimming season. The City has the right to use the facility on a space available basis during this time. The District has second priority to use the facility for school related purposes at other times. The term of this agreement shall expire 75 years from the date of completion and acceptance of the facility. Upon termination, the City's rights in the facility shall cease and the District shall be the sole owner thereof.

3. The District entered into a Joint Powers Agreement with the County of Bernalillo (the County) on March 17, 1976 for the construction and maintenance of an indoor swimming pool at Rio Grande High School.

The County paid $250,000 and the District paid for the balance of the total design and construction cost of approximately $680,000. The County is responsible, at its sole expense, for the maintenance, operation and custodial care of the facility. The District has first priority in using the facility during regular school hours during the regular school year and for a period of one and one half hours after regular school hours during the competitive swimming season. The County has the right to use the facility on a space available basis during this time. The District has second priority to use the facility for school related purposes at other times. The term of this agreement shall expire 75 years from the date of completion and acceptance of the facility. Upon termination, the County's rights in the facility shall cease and the District shall be the sole owner thereof.

4. The District entered into a Joint Powers Agreement with the City of Albuquerque (the City) on August 1, 1987 for the construction and maintenance of an indoor swimming pool at Sandia High School. The City and the District each paid half of the total design and construction cost of approximately $1,000,000. The City is responsible, at its sole expense, for the maintenance, operation and custodial care of the facility. The District has first priority in using the facility during regular school hours during the regular school year and for a period of one and one half hours after regular school hours during the competitive swimming season. The City has the right to use the facility on a space available basis during this time. The District has second priority to use the facility for school related purposes at other times. The term of this agreement shall expire 75 years from the date of completion and acceptance of the facility. Upon termination, the City's rights in the facility shall cease and the District shall be the sole owner thereof.

5. The District entered into a Joint Powers Agreement with the City of Albuquerque (the City) on November 6, 1981 for the construction and maintenance of a soccer field / play area at Osuna Elementary School. The City paid approximately $93,500 and the District paid approximately $30,000 of the total design and construction cost of approximately $123,500. The City is responsible, at its sole expense, for the maintenance, operation and custodial care of the facility. The District has first priority in using the facility during regular school hours during the school year. The District has second priority to use the facility at other times. The term of this agreement shall expire 75 years from the date of completion and acceptance of the facility. Upon termination, the City's rights in the facility shall cease and the District shall be the sole owner thereof.

6. The District entered into an Intergovernmental Agreement with the City of Albuquerque (the City) on October 4, 2000 providing for operation by the City of a community center at McKinley Middle School. The term of the agreement will be fifty years from the effective date. The agreement provides for the joint use of the facility by the City and the District. The City has sole responsibility for maintenance, operation, and custodial care of the community center. The District has exclusive use of the facility during regular school hours, the City has exclusive use of the facility outside of school hours. The City also has access to McKinley Middle School facilities including the gymnasium, cafeteria and restrooms for community center program use outside of regular school hours. The City owns the community center facility and associated improvements, and the District owns the site. Upon termination of the agreement the District will assume ownership of the facility.

7. A supplement to the Mckinley Middle School Community Center Intergovernmental Agreement entered into June 30, 2003 provided for the addition of a sports and fitness center to be built, managed and operated by the City at the McKinley Middle School site.

8. The District entered into an agreement with the City of Albuquerque (the City) on January 1, 2014 for temporary use of excess water rights associated with the District's OSE Permit RG-323 water rights permit. The City agreed to pay the District an initial processing fee of $3,000 and $11,148 for 139.35 acre feet of diversion rights. This agreement is effective until December 31, 2014.

Charter Schools

9. The District entered into a lease agreement with Robert F. Kennedy Charter School (RFK) on October 12, 2014 effective July 1, 2013 regarding use of 27 portable buildings at 4300 Blake Road SW, Albuquerque, NM, and two permanent buildings at 1021 Isleta Boulevard SW, Albuquerque, NM for purposes related to the operation of the RFK School. The District is responsible for any property improvements and/or major repairs. RFK is responsible any cost related to operating and maintaining the site. The District billed RFK $135,472 for rental of these facilities during the 2013-2014 school year. This agreement is effective as long as RFK's charter has not been revoked and RFK remains in compliance with terms of the agreement.

10. The District entered into a lease agreement with Public Academy of Performing Arts (PAPA) on May 22, 2013 effective July 1, 2013 regarding the use of portable buildings at 3000 Adams Street NE, Albuquerque, NM, for purposes related to operation of the PAPA School. The District is responsible for the cost of any major repairs on the site. PAPA is responsible for any cost related to operating and maintaining the site. The District billed PAPA $297,845 for rent and utilities for these facilities during the 2013-2014 school year. In exchange for PAPA agreeing to pay the district the sum of $213,642 from anticipated HB33 money received by PAPA, the district has agreed to purchase, install and supply the following: a) 2 portable facilities, b) renovation of the administration facility, c) renovation of science rooms and d) computers and other equipment. This agreement is effective as long as PAPA's charter has not been revoked and PAPA remains in compliance with terms of the agreement.

11. The District entered into a lease agreement with Montessori of the Rio Grande Charter School (MRG) on May 20, 2013 effective July 1, 2013 regarding the site located at 1650 Gabaldon Drive NW Albuquerque, NM for purposes related to the operation of the MRG School. The District is responsible for the cost of any major repairs on the site. MRG is responsible for any cost related to operating and maintaining the site. The District billed MRG $116,891 for rent of these facilities during the 2013-2014 school year. This agreement is effective as long as MRG's charter has not been revoked and MRG remains in compliance with terms of the agreement.

12. The District entered into a lease agreement with Digital Arts & Technology Academy (DATA) on August 23, 2013 effective July 1, 2013 regarding the site located at 1011 Lamberton Place NE, Albuquerque, NM for purposes related to the operation of the DATA School. The District is responsible for any property improvements and/or major repairs. DATA is responsible any cost related to operating and maintaining the site. The District billed DATA $198,168 for rental of these facilities during the 2013-2014 school year. This agreement is effective as long as DATA's charter has not been revoked and DATA remains in compliance with terms of the agreement.

13. The District entered into an agreement with South Valley Academy (SVA) on June 6, 2013 effective July 1, 2013 regarding the use of certain school facilities including 16 acres of land, permanent buildings, and portable buildings at 3426 Blake Road SW, Albuquerque, NM. The District is responsible for any property improvements and/or major repairs. SVA is responsible any cost related to operating and maintaining the site. SVA will be responsible for all costs of removing any portable buildings. The District billed SVA $180,918 for rental of these facilities during the 2013-2014 school year. This agreement is effective as long as SVA's charter has not been revoked and SVA remains in compliance with terms of the agreement.

Childhood Development Centers

14. The District and the City of Albuquerque cooperate in the operation of Childhood Development Centers to provide early childhood education and full-day, year around child day care for children from lower-income families located on eight school sites in the City. The City has provided for the purchase and any

necessary modifications of portable classrooms, development of playground areas and other expenditures required for the establishment of the centers. The District has provided space for the installation of the classrooms and retains title to the facilities. The City provides for the staffing and general operation of the centers. This agreement is governed by the 1997 Master Agreement between the District and the city which allows the City to use APS facilities (and allows the District to use City facilities).

Head Start Program

15. A Memorandum of Agreement between the District and the Youth Development, Inc. (YDI) dated May 1, 2000 provides for the operation of Head Start Programs at seven District school locations. The agreement was updated effective June 13, 2013 and expires June 30, 2016. YDI assumed costs associated for purchase of buildings, transportation, site development, playground construction, utility extensions, meters and operating expenses. Buildings and materials are the property of YDI. APS provides space at the sites. YDI is responsible for maintenance of the facilities. YDI provides Headstart services on a long term basis for the duration of the Headstart contract with the U.S. Department of Health and Human Services.

Museum of Natural History and Science

16. The District entered into a Joint Powers & Lease Agreement with the Museum of Natural History and Science, a division of the Department of Cultural Affairs, State of New Mexico (the Museum) on September 24, 1993 to develop, improve, operate and maintain an environmental education center that offers educational programs to public and private schools in the state. The current agreement expires August 31, 2014. The Museum shall provide and conduct educational programs at the facility for students and teachers from APS and other school districts. The Museum will be responsible for the everyday routine maintenance of the facility. The District shall provide an Environmental Education Resource Teacher at the Center and will be responsible for non-routine major maintenance for the facility. Major maintenance expenditures over $2,500 must be approved by the Board. The District retains ownership and use of all water and water rights at the facility.

Zia Family Focus Center

17. The District entered into a memorandum of understanding with the County of Bernalillo (the County) on December 6, 2013 regarding services provided for Zia Family Focus Center (ZFFC). The District to serve as the fiscal agent for ZFFC pertaining to the program services. For performing these services, the County agrees to pay the District up to $20,000. This shall continue through June 30, 2014.

Central New Mexico Community College

18. The District entered into a memorandum of understanding with the Central New Mexico Community College (CNM) on June 13, 2013 effective July 1, 2013 regarding establishing an APS High School on the CNM Main Campus. The goal of this agreement to increase the number of students earning a high school diploma and a CNM certificate or two-year associate degree within three years of entry into the tenth grade. The District has agreed to enroll 100 students into the APS CNM High School. These students will be enrolled in at least 50% dual credit courses for the 2013-2014 academic year. CNM will make the CNM facilities available to the District for the sole purpose of operating a high school on the CNM campus at no cost to APS. This agreement expires on June 30, 2016.

NOTE 17. Subsequent Accounting Standard Pronouncements

GASB issued Statement No. 68, Accounting and Financial Reporting for Pensions (Statement No. 68), which revises and establishes new financial reporting requirements for most governments that provide their employees with pension benefits. The District provides its employees with pension benefits through a multiple

employer cost-sharing defined benefit retirement program administered by the Education Retirement Board (ERB).

Statement No. 68 requires cost-sharing employers participating in the ERB program, such as the District, to record their proportionate share, as defined in Statement No. 68, of ERB's unfunded pension liability. The District has no legal obligation to fund this shortfall nor does it have any ability to affect funding, benefits or annual required contribution decisions made by ERB. The requirement of Statement No. 68 to record a portion of ERB's unfunded liability will negatively impact the District's future unrestricted net position. Statement No. 68 is effective for fiscal year 2015. At this time, management is unable to estimate the magnitude of this impact.

In addition, GASB issued the following statement. Management at this time is unable to determine the impact, if any, on the District.

Statement No. 71
Pension Transition for Contributions Made Subsequent to the Measurement Date – an amendment of GASB Statement No. 68
Effective Date: The provisions of this Statement should be applied simultaneously with the provisions of Statement 68.

Statement No. 69
Government Combinations and Disposals of Government Operations
Effective Date: The provisions of Statement 69 are effective for governmental combinations and disposals of government operations occurring in financial reporting periods beginning after December 15, 2013, and should be applied on a prospective basis. Early application is encouraged.

NOTE 18. GASB 65 Restatement

In March 2012, GASB issued Statement No. 65, Items Previously Reported as Assets and Liabilities. GASB 65 establishes accounting and financial reporting standards that reclassify, as deferred outflows of resources or deferred inflows of resources, certain items that were previously reported as assets and liabilities and recognizes, as outflows of resources or inflows of resources, certain items that were previously reported as assets and liabilities. This Statement is effective for financial statements for periods beginning after December 15, 2012.

In fiscal year 2014, the District implemented Government Accounting Standards (GASB) Statement 65.The implementation of Statement 65 resulted in the reclassification of the beginning net position of the governmental activities in the government-wide financial statements. The deferred charges for bond issuance costs were reclassed as expense of prior periods and resulted in the adjustment below:

Net position at June 30, 2013, as previously stated	$ 1,074,598,143
Change in reporting for deferred charges for debt issuance costs	(1,767,925)
Net position at June 30, 2013, as restated	$ 1,072,830,218

NOTE 19. Component Unit – Charter Schools

The following are dependent charter schools formed under NMSA 22-8A and, as such, are presented here as discrete component units of Albuquerque Municipal School District No. 12:

21st Century Public Academy
Albuquerque Talent Development Secondary Charter School
Alice King Community School
Christine Duncan Heritage Academy
Corrales International Charter School
Digital Arts & Technology Academy
El Camino Real Academy
Gordon Bernell Charter School
La Academia de Esperanza
Los Puentes Charter School
Montessori of the Rio Grande
Mountain Mahogany Community School
Native American Community Academy
Nuestros Valores Charter School
Public Academy for Performing Arts
Robert F. Kennedy Charter School
School for Integrated Academics & Technology
South Valley Academy
The Bataan Military Academy

District management has determined that charter schools are major component units of the District under GASB Statement #14 (as amended by GASB 34 and 61), since their operating budgets and charters are annually presented and approved by the District's board and a financial burden exists upon closure of a school or when the school is in need of financial assistance. Refer to previous footnotes for significant policies of the charter schools, as they are subject to the same State and Federal regulations and follow the same policies as the District. Effective June 30, 2013, Academia de Lengua y Cultura was closed and the net position was transferred to the NM Public Education Dept during FY14, leaving a net position of $0 as of June 30, 2014. This school is only presented in the combining statement of activities to reflect the closeout of the school. The following are summarized details of the charter schools' balances and transactions as of June 30, 2014 and for the year then ended:

A. Cash and Cash Equivalents

State statutes authorize the investment of charter school funds in a wide variety of instruments, including certificates of deposit and other similar obligations, state investment pool, money market accounts, and United States Government obligations. All invested funds of the charter schools properly followed State investment requirements as of June 30, 2014.

Deposits of funds may be made in interest or non-interest bearing checking accounts in one or more banks or savings and loan associations within the geographical boundaries of the charter school. Deposits may be made to the extent that they are insured by an agency of the United States or by collateral deposited as security or by bond given by the financial institution.

The rate of interest in non-demand interest-bearing accounts shall be set by the State Board of Finance, but in no case shall the rate of interest be less than one hundred percent of the asked price on United States treasury bills of the same maturity on the day of deposit.

Excess of funds may be temporarily invested in securities which are issued by the State or by the United States government, or by their departments or agencies, and which are either direct obligations of the State or the United States or are backed by the full faith and credit of those governments.

The collateral pledged is listed on Schedule I of this report. The types of collateral allowed are limited to direct obligations of the United States Government and all bonds issued by any agency, district or political subdivision of the State of New Mexico.

According to the Federal Deposit Insurance Corporation, public unit deposits are funds owned by the public unit. Time deposits, savings deposits and interest-bearing NOW accounts of a public unit in an institution in the same state will be insured up to $250,000 in aggregate and separate from the $250,000 coverage for public unit demand deposits at the same institution.

Deposits

New Mexico State Statutes require collateral pledged for deposits in excess of the federal deposit insurance to be delivered, or a joint safekeeping receipt be issued, to the Schools for at least one-half of the amount on deposit with the institution. The schedule listed below will meet the State of New Mexico, Office of the State Auditor's requirements in reporting the insured portion of the deposits.

Cash and cash equivalents consists of the following at June 30, 2014:

Deposits:	21st Century Public Academy	Alb. Talent Development Secondary Charter School	Alice King Community School
Total amount of deposits	$ 467,895	$ 191,505	$ 275,776
FDIC coverage	250,000	250,000	250,000
Total uninsured public funds	$ 217,895	$ -	$ 25,776
Collateral requirement (50% of uninsured public funds)	$ 108,948	$ -	$ 12,888
Pledged security	115,310	-	167,944
Total under (over) collateralized	$ (6,363)	$ -	$ (155,056)
Pledged collateral held by pledging bank's trust department or agent but not in the agency's name	$ 115,310	$ -	$ 167,944

Deposits:	Christine Duncan Heritage Academy	Corrales International Charter School	Digital Arts & Technology Academy
Total amount of deposits	$ 425,234	$ 303,691	$ 997,580
FDIC coverage	250,000	250,000	250,000
Total uninsured public funds	$ 175,234	$ 53,691	$ 747,580
Collateral requirement (50% of uninsured public funds)	$ 87,617	$ 26,846	$ 373,790
Pledged security	106,442	55,143	846,449
Total under (over) collateralized	$ (18,825)	$ (28,297)	$ (472,659)

Pledged collateral held by pledging bank's trust department or agent but not in the agency's name	$ 106,442	$ 55,143	$ 846,449

Deposits:	El Camino Real Academy	Gordon Bernell Charter School (NMBT)
Total amount of deposits	$ 372,360	$ 623,562
FDIC coverage	250,000	250,000
Total uninsured public funds	$ 122,360	$ 373,562
Collateral requirement (50% of uninsured public funds)	$ 61,180	$ 186,781
Pledged security	269,874	560,717
Total under (over) collateralized	$ (208,694)	$ (373,936)
Pledged collateral held by pledging bank's trust department or agent but not in the agency's name	$ 269,874	$ 560,717

Deposits:	La Academia de Esperanza	Los Puentes Charter School	Montessori of the Rio Grande
Total amount of deposits	$ 1,314,159	$ 870,958	$ 358,185
FDIC coverage	250,000	250,000	250,000
Total uninsured public funds	$ 1,064,159	$ 620,958	$ 108,185
Collateral requirement (50% of uninsured public funds)	$ 532,080	$ 310,479	$ 54,092
Pledged security	581,213	783,348	297,354
Total under (over) collateralized	$ (49,133)	$ (472,869)	$ (243,261)
Pledged collateral held by pledging bank's trust department or agent but not in the agency's name	$ 581,213	$ 783,348	$ 297,354

Deposits:	Mountain Mahogany Community School	Native American Community Academy	Nuestros Valores Charter School
Total amount of deposits	$ 439,392	$ 370,048	$ 126,654
FDIC/NCUA coverage	250,000	250,000	250,000
Total uninsured public funds	$ 189,392	$ 120,048	$ -
Collateral requirement (50% of uninsured public funds)	$ 94,696	$ 60,024	$ -
Pledged security	257,246	60,708	-
Total under (over) collateralized	$ (162,551)	$ (684)	$ -
Pledged collateral held by pledging bank's trust department or agent but not in the agency's name	$ 257,247	$	$

Deposits:	Public Academy for Performing Arts	Robert F. Kennedy Charter School	School for Integrated Academics & Technology
Total amount of deposits	$ 583,755	$ 186,815	$ 892,948
FDIC coverage	250,000	250,000	250,000
Total uninsured public funds	$ 333,755	$ -	$ 642,948
Collateral requirement (50% of uninsured public funds)	$ 166,878	$ -	$ 321,474
Pledged security	186,951	-	1,006,720
Total under (over) collateralized	$ (20,073)	$ -	$ (685,246)
Pledged collateral held by pledging bank's trust department or agent but not in the agency's name	$ 186,951	$ -	$ 1,006,720

Deposits:	South Valley Academy	The Bataan Military Academy
Total amount of deposits	$ 871,285	$ 122,190
FDIC coverage	250,000	250,000
Total uninsured public funds	$ 621,285	$ -
Collateral requirement (50% of uninsured public funds)	$ 310,643	$ -
Pledged security	849,623	-
Total under (over) collateralized	$ (538,980)	$ -
Pledged collateral held by pledging bank's trust department or agent but not in the agency's name	$ 849,623	$ -

B. Accounts Receivable

As of June 30, 2014, accounts receivable consists of the following:

	21st Century Public Academy	Alb. Talent Development Secondary Charter School	Alice King Community School
Intergovernmental	$ 49,516	$ 37,549	$ 81,486
Total	$ 49,516	$ 37,549	$ 81,486

	Christine Duncan Heritage Academy	Corrales International Charter School	Digital Arts & Technology Academy
Intergovernmental	$ 67,284	$ 19,688	$ 1,084
Total	$ 67,284	$ 19,688	$ 1,084

	El Camino Real Academy	Gordon Bernell Charter School	La Academia de Esperanza
Intergovernmental	$ 31,129	$ 58,931	$ -
Total	$ 31,129	$ 58,931	$ -

	Los Puentes Charter School	Montessori of the Rio Grande	Mountain Mahogany Community School
Intergovernmental	$ 108,466	$ -	$ 13,130
Total	$ 108,466	$ -	$ 13,130

	Native American Community Academy	Nuestros Valores Charter School	Public Academy for Performing Arts
Intergovernmental	$ 604,351	$ 52,869	$ 127,238
Other	287,017	-	-
Total	$ 891,368	$ 52,869	$ 127,238

	Robert F. Kennedy Charter School	School for Integrated Academics & Technology	South Valley Academy
Intergovernmental	$ 150,991	$ 9,501	$ 199,698
Total	$ 150,991	$ 9,501	$ 199,698

	The Bataan Military Academy
Intergovernmental	$ 21,230
Total	$ 21,230

C. Capital Assets

A summary of capital assets and changes occurring during the year ended June 30, 2014 follows:

	Balance, June 30, 2013	Additions	Deletions	Balance, June 30, 2014
21st Century Public Academy				
Furniture, fixtures & equipment	$ 74,639	$ -	$ -	$ 74,639
Buildings & improvements	278,706	-	-	278,706
Less: accumulated depreciation	(173,598)	(36,192)	-	(209,790)
Capital assets, net	$ 179,747	$ (36,192)	$ -	$ 143,555

	Balance, June 30, 2013	Additions	Deletions	Balance, June 30, 2014
Alb. Talent Development Secondary Charter School				
Furniture, fixtures & equipment	$ 21,674	$ -	$ -	$ 21,674
Buildings & improvements	65,000	-	-	65,000
Less: accumulated depreciation	(44,693)	(5,217)	-	(49,910)
Capital assets, net	$ 41,981	$ (5,217)	$ -	$ 36,764

	Balance, June 30, 2013	Additions	Deletions	Balance, June 30, 2014
Alice King Community School				
Furniture, fixtures & equipment	$ 20,985	$ 15,756	$ -	$ 36,741
Buildings & improvements	51,539	-	-	51,539
Less: accumulated depreciation	(18,158)	(5,192)	-	(23,350)
Capital assets, net	$ 54,366	$ 10,564	$ -	$ 64,930

Christine Duncan Heritage Academy	Balance, June 30, 2013	Additions	Deletions	Balance, June 30, 2014
Furniture, fixtures & equipment	$ 15,187	$ 7,500	$ -	$ 22,687
Buildings & improvements	54,400	-	-	54,400
Less: accumulated depreciation	(33,571)	(11,349)	-	(44,920)
Capital assets, net	$ 36,016	$ (3,849)	$ -	$ 32,167

Corrales International Charter School	Balance, June 30, 2013	Additions	Deletions	Balance, June 30, 2014
Furniture, fixtures & equipment	$ 18,717	$ -	$ (7,806)	$ 10,911
Less: accumulated depreciation	(15,080)	(3,637)	(7,806)	(10,911)
Capital assets, net	$ 3,637	$ (3,637)	$ (7,806)	$ -

Digital Arts & Technology Academy	Balance, June 30, 2013	Additions	Deletions	Balance, June 30, 2014
Furniture, fixtures & equipment	$ 351,968	$ 45,962	$ -	$ 397,930
Buildings & improvements	54,315	-	-	54,315
Less: accumulated depreciation	(393,187)	(7,863)	-	(401,050)
Capital assets, net	$ 13,096	$ 38,099	$ -	$ 51,195

El Camino Real Academy	Balance, June 30, 2013	Additions	Deletions	Balance, June 30, 2014
Land	$ 1,500,000	$ -	$ -	$ 1,500,000
Furniture, fixtures & equipment	63,047	6,016	-	69,063
Buildings & improvements	10,280,855	-	-	10,280,855
Less: accumulated depreciation	(645,818)	(342,998)	-	(988,816)
Capital assets, net	$ 11,198,084	$ (336,982)	$ -	$ 10,861,102

Gordon Bernell Charter School	Balance, June 30, 2013	Additions	Deletions	Balance, June 30, 2014
Furniture, fixtures & equipment	$ 147,095	$ -	$ -	$ 147,095
Building improvements	15,019	-	-	15,019
Less: accumulated depreciation	(67,349)	(24,913)	-	(92,262)
Capital assets, net	$ 94,765	$ (24,913)	$ -	$ 69,852

La Academia de Esperanza	Balance, June 30, 2013	Additions	Deletions	Balance, June 30, 2014
Furniture, fixtures & equipment	$ 206,648	$ -	$ -	$ 206,648
Vehicles	10,000	-	-	10,000
Buildings & improvements	168,708	-	-	168,708
Less: accumulated depreciation	(195,089)	(21,672)	-	(216,761)
Capital assets, net	$ 190,267	$ (21,672)	$ -	$ 168,595

Los Puentes Charter School	Balance, June 30, 2013	Additions	Deletions	Balance, June 30, 2014
Furniture, fixtures & equipment	$ 189,262	$ -	$ -	$ 189,262
Buildings & improvements	232,849	-	-	232,849
Less: accumulated depreciation	(181,900)	(22,744)	-	(204,644)
Capital assets, net	$ 240,211	$ (22,744)	$ -	$ 217,467

Montessori of the Rio Grande	Balance, June 30, 2013	Additions	Deletions	Balance, June 30, 2014
Furniture, fixtures & equipment	$ 197,708	$ -	$ -	$ 197,708
Construction in progress	327,037	-	327,037	-
Less: accumulated depreciation	(106,779)	(11,928)	-	(118,707)
Capital assets, net	$ 417,966	$ (11,928)	$ (327,037)	$ 79,001

Mountain Mahogany Community School	Balance, June 30, 2013	Additions	Deletions/ Adjustments	Balance, June 30, 2014
Furniture, fixtures & equipment	$ 49,745	$ -	$ -	$ 49,745
Land	-	945,000	-	945,000
Buildings	83,685	1,170,000	-	1,253,685
Less: accumulated depreciation	(56,020)	(21,592)	-	(77,612)
Capital assets, net	$ 77,410	$ 2,093,408	$ -	$ 2,170,818

Native American Community Academy	Balance, June 30, 2013	Additions	Deletions	Balance, June 30, 2014
Furniture, fixtures & equipment	$ 13,900	$ -	$ -	$ 13,900
Buildings & Improvements	-	705,596	-	705,596
Less: accumulated depreciation	(13,900)	(141,119)	-	(155,019)
Capital assets, net	$ -	$ 564,477	$ -	$ 564,477

Nuestros Valores	Balance, June 30, 2013	Additions	Deletions	Balance, June 30, 2014
Furniture, fixtures & equipment	$ 201,433	$ 12,285	$ (201,433)	$ 12,285
Buildings & improvements	219,155	193,050	(85,852)	326,352
Less: accumulated depreciation	(291,487)	(61,178)	287,285	(65,380)
Capital assets, net	$ 129,101	$ 144,156	$ -	$ 273,257

Public Academy for Performing Arts	Balance, June 30, 2013	Additions	Deletions	Balance, June 30, 2014
Furniture, fixtures & equipment	$ 122,597	$ -	$ -	$ 122,597
Buildings & improvements	55,366	-	-	55,366
Less: accumulated depreciation	(168,992)	(1,954)	-	(170,946)
Capital assets, net	$ 8,971	$ (1,954)	$ -	$ 7,017

Robert F. Kennedy Charter School	Balance, June 30, 2013	Additions	Deletions	Balance, June 30, 2014
Furniture, fixtures & equipment	$ 184,240	$ -	$ -	$ 184,240
Less: accumulated depreciation	(177,276)	(1,786)	-	(179,062)
Capital assets, net	$ 6,964	$ (1,786)	$ -	$ 5,178

School for Integrated Academics & Technology	Balance, June 30, 2013	Additions	Deletions	Balance, June 30, 2014
Furniture, fixtures & equipment	$ 328,027	$ 7,186	$ -	$ 335,213
Less: accumulated depreciation	(314,943)	(4,878)	-	(319,821)
Capital assets, net	$ 13,084	$ 2,308	$ -	$ 15,392

South Valley Academy	Balance, June 30, 2013	Additions	Deletions	Balance, June 30, 2014
Furniture, fixtures & equipment	$ 378,551	$ -	$ -	$ 378,551
Buildings & improvements	126,567	-	-	126,567
Less: accumulated depreciation	(323,126)	(29,557)	-	(352,683)
Capital assets, net	$ 181,992	$ (29,557)	$ -	$ 152,435

	Balance, June 30, 2013	Additions	Deletions	Balance, June 30, 2014
The Bataan Military Academy				
Furniture, fixtures & equipment	$ 89,327	$ -	$ -	$ 89,327
Less: accumulated depreciation	(85,227)	(4,100)	-	(89,327)
Capital assets, net	$ 4,100	$ (4,100)	$ -	$ -

Depreciation expense for the year ended June 30, 2014 was charged to the following functions:

	21st Century Public Academy	Alb. Talent Development Secondary Charter School	Alice King Community School
Operations/Plant Maintenance	$ -	$ 884	$ 3,191
Facilities, materials, Supplies	36,192	4,333	2,001
Total	$ 36,192	$ 5,217	$ 5,192

	Christine Duncan Heritage Academy	Corrales International Charter School	Digital Arts & Technology Academy
Food Services	$ 3,578	$ -	$ -
Central Services	-	3,637	-
Facilities, Materials, Supplies	7,771	3,637	7,863
Total	$ 11,349	$ 3,637	$ 7,863

	El Camino Real Academy	Gordon Bernell Charter School	La Academia de Esperanza
Instruction	$ -	$ 20,162	$ 9,574
Student Support Services	1,091	-	1,287
General Administration	-	4,300	-
School Administration	-	-	171
Central Services	-	451	863
Operations/Plant Maintenance	1,907	-	9,777
Facilities, Materials, Supplies	340,000	-	-
Total	$ 342,998	$ 24,913	$ 21,672

	Los Puentes Charter School	Montessori of the Rio Grande	Mountain Mahogany Community School
Instruction	$ -	$ 7,226	$ -
Operations/Plant Maintenance	-	4,702	-
Interest Expense- Lease Purchase	-	-	-
Facilities, Materials, Supplies	22,744	-	21,592
Total	$ 22,744	$ 11,928	$ 21,592

	Native American Community Academy	Nuestros Valores Charter School	Public Academy for Performing Arts
Instruction	$ -	$ 533	$ -
Operations/Plant Maintenance	-	14,574	1,954
Facilities, Materials, Supplies	141,119	46,071	-
Total	$ 141,119	$ 61,178	$ 1,954

	Robert F. Kennedy Charter School	School for Integrated Academics & Technology	South Valley Academy
Instruction	$ -	$ 2,453	$ 1,280
Student Support Services	-	-	667
Instruction Support Services	-	-	823
General Administration	-	-	4,368
School Administration	-	-	129
Central Services	-	-	17,136
Operations/Plant Maintenance	1,786	-	-
Food Services Operations	-	-	2,510
Facilities, Materials, Supplies	-	2,425	2,645
Total	$ 1,786	$ 4,878	$ 29,557

	The Bataan Military Academy
Direct Instruction	$ 4,100
Instructional Support	-
General Administration	-
School Administration	-
Capital Outlay	-
Total	$ 4,100

D. Commitments and Liabilities

Below are details relating to operating leases, capital leases and compensated absences balances maintained by each of the charter schools as of June 30, 2014.

21st Century Public Academy: Rental expense for the year ended June 30, 2014 was $179,241. Commitments for lease obligations for the following periods as of June 30, 2014 are as follows: 2015, $173,148; 2016, $170,184; 2017, $170,184; and 2018, $0, total, $513,516.

21st Century did not have an accrued compensated absences liability for the fiscal year ended June 30, 2014.

Albuquerque Talent Development Secondary Charter School: The school leases various equipment and facilities under short-term cancelable operating leases. Rental expense for the year ended June 30, 2014 was $230,211. Commitments for lease obligations for the following periods as of June 30, 2014 are as follows: 2015, $216,035; 2016, $216,035; 2017, $216,035, 2018, $216,035, total, $864,140.

Albuquerque Talent Development Secondary Charter School did not have an accrued compensated absences liability for the fiscal year ended June 30, 2014.

Alice King Community School: The school leases facilities under short-term cancelable operating leases. Rental expense for the year ended June 30, 2014 was $305,330. Commitments for lease obligations for the following periods as of June 30, 2014 are as follows: 2015, $289,950, total, $289,950.

Alice King Community School had a compensated absences balance of $5,000 at the beginning of the fiscal year. Deletions to the balance were $5,000, which resulted in an ending balance of $0.

Christine Duncan Heritage Academy: The school leases various equipment and facilities under short-term cancelable operating leases. Rental expense for the year ended June 30, 2014 was $188,879. Commitments for lease obligations for the following periods as of June 30, 2014 are as follows: 2015, $294,352 2016, $2,568; 2017, $1,284, total, $291,852.

Christine Duncan Heritage Academy did not have an accrued compensated absences liability for the fiscal year ended June 30, 2014.

Corrales International Charter School: The school leases a facility under a short-term cancelable operating lease. Rental expense for the year ended June 30, 2014 was $346,944. Commitments for lease obligations for the following periods as of June 30, 2014 are as follows: 2015, $331,639; 2016, $331,639; 2017, 361,788; 2018, 383,244; 2019, $358,680 and thereafter, $1,716,288, total, $3,483,278.

Corrales International Charter School did not have an accrued compensated absences liability for the fiscal year ended June 30, 2014.

Digital Arts & Technology Academy: The school leases various equipment and facilities under short-term cancelable operating leases. Rental expense for the year ended June 30, 2014 was $308,458. Commitments for lease obligations for the following periods as of June 30, 2014 are as follows: 2015, $206,893, total, $206,893.

Digital Arts and Technology Academy had a compensated absences balance of $9,737 at the beginning of the fiscal year. Additions to the balance were $3,068, which resulted in an ending balance of $12,805. All of this balance is considered to be current.

El Camino Real Academy: The school leases various equipment and facilities under short-term cancelable operating leases. Rental expense for the year ended June 30, 2014 was $18,454. Commitments for lease

obligations for the following periods as of June 30, 2014 are as follows: 2015, $15,252; 2016, $15,252; 2017, $11,460; and 2018, $1,594, total, $43,558.

The school entered into a 30-year building lease agreement with an unrelated party with option to purchase in May 2012 and require monthly payments including interest of $58,554. The lease includes a termination clause in the event the school doesn't have sufficient funds to make the lease payments. The total cost of the building, including land and accumulated depreciation, under the capital lease was $11,700,000 and $850,000, respectively, as of June 30, 2014. At June 30, 2014, the future minimum payments under the capital lease are as follows 2015, $702,649; 2016, $702,649; 2017, $702,649; 2018, $702,649; 2019, $702,649; and thereafter, $15,934,058, total, $19,447,303.

Total minimum lease payments	$ 19,447,303
Less amount representing interest	8,388,265
Present value of minimum lease payments	11,059,038
Less current portion	204,605
Long-term portion	$ 10,854,433

El Camino Real Academy did not have an accrued compensated absences liability for the fiscal year ended June 30, 2014.

Gordon Bernell Charter School: The school leases various equipment and facilities under short-term cancelable operating leases. The school entered into two facility leases beginning July 1, 2008. Rental expense for the year ended June 30, 2014 was $195,309. Commitments for lease obligations for the following periods as of June 30, 2014 are as follows: 2015, $194,751; 2016, $194,751; 2017, 180,263; 2018, $180,263; 2019, 180,263, thereafter, total, $930,291.

Gordon Bernell Charter School had a compensated absences balance of $102,043 at the beginning of the fiscal year. Deductions to the balance were $4,636, which resulted in an ending balance of $97,407. All of this balance is considered to be current.

La Academia de Esperanza: The school leases facilities under short-term cancelable operating leases. Rental expense for the year ended June 30, 2014 was $379,882 Commitments for lease obligations for the following periods as of June 30, 2014 are as follows: 2015, $410,279; 2016, $421,825; 2017, $433,717; 2018, $445,965, total, $1,711,786.

La Academia de Esperanza did not have an accrued compensated absences liability for the fiscal year ended June 30, 2014.

Los Puentes Charter School: The school leases various equipment and facilities under short-term cancelable operating leases. Rental expense for the year ended June 30, 2014 was $322,701. The school entered into a lease to purchase agreement beginning July 1, 2011 Commitments for lease obligations for the following periods as of June 30, 2014 are as follows: 2015, $332,749; 2016, $342,426; 2017, $352,393; 2018, $362,660; 2019, $373,235; and thereafter, $384,126, total, $2,147,589.

Los Puentes Charter School did not have an accrued compensated absences liability for the fiscal year ended June 30, 2014.

Montessori of the Rio Grande: The school leases various equipment and facilities under short-term cancelable operating leases. Rental expense for the year ended June 30, 2014 was $236,456. Commitments for lease obligations for the following periods as of June 30, 2014 are as follows: 2015, $236,473; 2016, $3,766; 2017, $3,766; 2018, $3,766; 2019, $3,766; and thereafter $3,766, total, $255,305.

Montessori of the Rio Grande did not have an accrued compensated absences liability for the fiscal year ended June 30, 2014.

Mountain Mahogany Community School: The school leases various equipment and facilities under short-term cancelable operating leases. Rental expense for the year ended June 30, 2014 was $314,115 Commitments for lease obligations for the following periods as of June 30, 2014 are as follows: 2015, $157,244; 2016, $157,244; 2017, $157,244; 2018, $156,620; 2019, $155,996; and thereafter, $2,470,242, total, $3,254,590.

The school entered into a 30-year building lease agreement with a related party with option to purchase in December 2013 with monthly payments including interest of $8,833. The agreement includes a total of $500,000 in early payments, to include $200,000 paid upon entering the agreement. The lease includes a termination clause in the event the school doesn't have sufficient funds to make the lease payments. The total cost of the building, including land and accumulated depreciation, under the capital lease was $2,115,000 and $19,500, respectively, as of June 30, 2014. At June 30, 2014, the future minimum payments under the capital lease are as follows 2015, $155,996; 2016, $155,996; 2017, $155,996; 2018, $155,996; and thereafter, $2,802,898 for a total of $3,426,882.

Total minimum lease payments	$ 3,426,882
Less amount representing interest	1,525,644
Present value of minimum lease payments	1,901,238
Less current portion	63,203
Long-term portion	$ 1,838,035

Mountain Mahogany Community School did not have an accrued compensated absences liability for the fiscal year ended June 30, 2014.

Native American Community Academy: Rental expense for the year ended June 30, 2014 was $385,205. Commitments for lease obligations for the following periods as of June 30, 2014 are as follows: 2015, $380,220; 2016, $380,220; 2017, $380,220; and 2018, $380,220, total, $1,520,880.

Native American Community Academy did not have an accrued compensated absences liability for the fiscal year ended June 30, 2014.

Nuestros Valores Charter School: The school leases various equipment and facilities under short-term cancelable operating leases. Rental expense for the year ended June 30, 2014 was $100,608. Commitments for lease obligations for the following periods as of June 30, 2014 are as follows: 2015, $106,283; 2016, $5,675; 2017, $5,675; 2018, 5,675 and 2019 $473, total, $123,781.

Nuestros Valores Charter School had a compensated absences balance of $7,749 at the beginning of the fiscal year. Additions to the balance were $91, which resulted in an ending balance of $7,840. All of this balance is considered to be current.

Public Academy for Performing Arts: The school leases various facilities and equipment under short-term cancelable operating leases. Rental expense for the year ended June 30, 2014 was $267,672 Commitments for lease obligations for the following periods as of June 30, 2014 are as follows: 2015, $271,192, total, $271,192.

Public Academy for Performing Arts had a compensated absences balance of $7,725 at the beginning of the fiscal year. Additions to the balance were $155, which resulted in an ending balance of $7,880. All of this balance is considered to be current.

Robert F. Kennedy Charter School: The school leases facilities under short-term cancelable operating leases. Rental expense for the year ended June 30, 2014 was $151,225. Commitments for lease obligations for the following periods as of June 30, 2014 are as follows: 2015, $129,299, total, $129,299.

Robert F. Kennedy Charter School had a compensated absences balance of $15,117 at the beginning of the fiscal year. Additions to the balance were $9,959, which resulted in an ending balance of $25,076. All of this balance is considered to be current.

School for Integrated Academics and Technology: Rental expense for the year ended June 30, 2014 was $65,980. Commitments for lease obligations for the following periods as of June 30, 2014 are as follows:, $28,030; 2016, $12,846; 2017, $6,752; and 2018, $1,033, total, $48,661.

School for Integrated Academics and Technology did not have an accrued compensated absences liability for the fiscal year ended June 30, 2014.

South Valley Academy: The school leases various equipment and facilities under short-term cancelable operating leases. Rental expense for the year ended June 30, 2014 was $370,387 Commitments for lease obligations for the following periods as of June 30, 2014 are as follows: 2015, $249,363, total, $249,363.

South Valley Academy had a compensated absences balance of $8,972 at the beginning of the fiscal year. Deductions to the balance were $1,564, which resulted in an ending balance of $7,408. All of this balance is considered to be current.

The Bataan Military Academy: The school leases facilities under short-term cancelable operating leases. Rental expense for the year ended June 30, 2014 was $176,748 Commitments for lease obligations for the following periods as of June 30, 2014 are as follows: 2015, $169,945, total, $169,954.

The Bataan Military Academy did not have an accrued compensated absences liability for the fiscal year ended June 30, 2014.

E. Educational Retirement Act (ERA) and Retiree Health Care (RHC) Contributions

21st Century Public Academy: Employer ERA contributions for the years ended June 30, 2014, 2013 and 2012 totaled $105,928, $97,140 and $103,078, respectively, and employee portions totaled $81,708, $83,208 and $116,854, respectively. During fiscal years 2014, 2013 and 2012, RHC remitted by the school was $15,034, $17,508 and $18,974, respectively, in employer contributions, as well as $8,126, $8,754 and $9,487, respectively, in employee contributions.

Albuquerque Talent Development Secondary Charter School: Employer ERA contributions for the years ended June 30, 2014, 2013 and 2012 totaled $114,819, $71,489 and $56,298, respectively, and employee portions totaled $88,004, $60,825 and $67,687, respectively. During fiscal years 2014, 2013 and 2012, RHC remitted by the school was $17,421, $13,857 and $11,215, respectively, in employer contributions, as well as $9,171, $6,467 and $5,607, respectively, in employee contributions.

Alice King Community School: Employer ERA contributions for the years ended June 30, 2014, 2013 and 2012 totaled $159,203, $132,716 and $103,695, respectively, and employee portions totaled $115,823, $108,697 and $115,121, respectively. During fiscal years 2014, 2013 and 2012, RHC remitted by the school was $24,934, $24,564 and $20,059, respectively, in employer contributions, as well as $12,444, $12,218 and $10,214, respectively, in employee contributions.

Christine Duncan Academy: Employer ERA contributions for the years ended June 30, 2014, 2013 and 2012 totaled $115,655, $82,145 and $67,445, respectively, and employee portions totaled $86,470, $69,192 and

$77,072, respectively. During fiscal years 2014, 2013 and 2012, RHC remitted by the school was $17,594, $15,033 and $13,056, respectively, in employer contributions, as well as $8,797, $7,455 and $6,528, respectively, in employee contributions.

Corrales International Charter School: Employer ERA contributions for the years ended June 30, 2014, 2013 and 2012 totaled $174,700, $134,819 and $97,857, respectively, and employee portions totaled $132,669, $144,777 and $117,000, respectively. During fiscal years 2014, 2013 and 2012, RHC remitted by the school was $26,435, $24,770 and $19,654, respectively, in employer contributions, as well as $13,247, $12,342 and $10,196, respectively, in employee contributions.

Digital Arts & Technology Academy: Employer ERA contributions for the years ended June 30, 2014, 2013 and 2012 totaled $182,766, $140,789 and $122,068, respectively, and employee portions totaled $139,618, $120,687 and $141,039, respectively. During fiscal years 2014, 2013 and 2012, RHC remitted by the school was $27,786, $25,762 and $18,982, respectively, in employer contributions, as well as $13,899, $12,881 and $10,883, respectively, in employee contributions.

El Camino Real Academy: Employer ERA contributions for the years ended June 30, 2014, 2013 and 2012 totaled $256,521, $222,990 and $241,922, respectively, and employee portions totaled $195,367, $192,303 and $293,594, respectively. During fiscal years 2014, 2013 and 2012, RHC remitted by the school was $39,001, $40,916 and $48,283, respectively, in employer contributions, as well as $19,512, $20,458 and $24,082, respectively, in employee contributions.

Gordon Bernell Charter School: Employer ERA contributions for the years ended June 30, 2014, 2013 and 2012 totaled $324,799, $268,092 and $208,497, respectively, and employee portions totaled $247,467, $234,056 and $254,070, respectively. During fiscal years 2014, 2013 and 2012, RHC remitted by the school was $49,568, $48,598 and $41,791, respectively, in employer contributions, as well as $24,515, $24,927 and $20,895, respectively, in employee contributions.

La Academia de Esperanza: Employer ERA contributions for the years ended June 30, 2014, 2013 and 2012 totaled $322,203, $293,808 and $243,915, respectively, and employee portions totaled $246,572, $250,806 and 215,921, respectively. During fiscal years 2014, 2013 and 2012, RHC remitted by the school was $48,997, $50,512 and $42,891, respectively, in employer contributions, as well as $25,398, $25,256 and $19,206, respectively, in employee contributions.

Los Puentes Charter School: Employer ERA contributions for the years ended June 30, 2014, 2013 and 2012 totaled $159,632, $118,919 and $92,589, respectively, and employee portions totaled $122,491, $102,555 and $112,827, respectively. During fiscal years 2014, 2013 and 2012, RHC remitted by the school was $24,279, $21,821 and $18,559, respectively, in employer contributions, as well as $12,139, $10,910 and $9,279, respectively, in employee contributions.

Montessori of the Rio Grande: Employer ERA contributions for the years ended June 30, 2014, 2013 and 2012 totaled $131,703, $96,844 and $87,764, respectively, and employee portions totaled $98,407, $80,597 and $100,671, respectively. During fiscal years 2014, 2013 and 2012, RHC remitted by the school was $20,031, $17,483 and $17,023, respectively, in employer contributions, as well as $10,015, $8,741 and $8,512, respectively, in employee contributions.

Mountain Mahogany Community School: Employer ERA contributions for the years ended June 30, 2014, 2013 and 2012 totaled $113,427, $94,537 and $74,421, respectively, and employee portions totaled $83,903, $79,685 and $79,898, respectively. During fiscal years 2014, 2013 and 2012, RHC remitted by the school was $17,197, $17,310 and $19,654, respectively, in employer contributions, as well as $8,599, $8,670 and $7,079, respectively, in employee contributions.

Native American Community Academy: Employer ERA contributions for the years ended June 30, 2014, 2013 and 2012 totaled $245,537, $190,109 and $210,073, respectively, and employee portions totaled $187,701, $162,918 and $254,351, respectively. During fiscal years 2014, 2013 and 2012, RHC remitted by the school was $37,242, $34,732 and $41,841, respectively, in employer contributions, as well as $18,639, $17,331 and $20,975, respectively, in employee contributions.

Nuestros Valores Charter School: Employer ERA contributions for the years ended June 30, 2014, 2013 and 2012 totaled $84,123, $70,471 and $82,979, respectively, and employee portions totaled$62,769, $57,404 and $101,117, respectively. During fiscal years 2014, 2013 and 2012, RHC remitted by the school was $13,016, $13,174 and $16,633, respectively, in employer contributions, as well as $6,477, $6,457 and $8,316, respectively, in employee contributions.

Public Academy for Performing Arts: Employer ERA contributions for the years ended June 30, 2014, 2013 and 2012 totaled $229,800, $172,076 and $145,179, respectively, and employee portions totaled $174,551, $147,543 and $173,895, respectively. During fiscal years 2014, 2013 and 2012, RHC remitted by the school was $35,144, $32,339 and $29,321, respectively, in employer contributions, as well as $17,572, $16,170 and $14,660, respectively, in employee contributions.

Robert F Kennedy Charter School: Employer ERA contributions for the years ended June 30, 2014, 2013 and 2012 totaled $196,099, $129,254 and $121,064, respectively, and employee portions totaled $150,376, $111,945 and $142,464, respectively. During fiscal years 2014, 2013 and 2012, RHC remitted by the school was $31,115, $23,872 and $23,801, respectively, in employer contributions, as well as $13,510, $11,818 and $11,900, respectively, in employee contributions.

School for Integrated Academics and Technology: Employer ERA contributions for the years ended June 30, 2014, 2013 and 2012 totaled $173,859, $141,301 and $115,992, respectively, and employee portions totaled $132,694, $120,908 and $138,921, respectively. During fiscal years 2014, 2013 and 2012, RHC remitted by the school was $26,443, $25,833 and $23,030, respectively, in employer contributions, as well as $13,221, $12,917 and $11,515, respectively, in employee contributions.

South Valley Academy: Employer ERA contributions for the years ended June 30, 2014, 2013 and 2012 totaled $259,401, $170,682 and $139,456, respectively, and employee portions totaled $207,643, $144,206 and $167,410, respectively. During fiscal years 2014, 2013 and 2012, RHC remitted by the school was $39,444, $30,675 and $27,667, respectively, in employer contributions, as well as $19,531, $15,321 and $13,847, respectively, in employee contributions.

The Bataan Military Academy: Employer ERA contributions for the years ended June 30, 2014, 2013 and 2012 totaled $99,209, $62,859 and $57,582, respectively, and employee portions totaled $75,729, $54,190 and $67,111, respectively. During fiscal years 2014, 2013 and 2012, RHC remitted by the school was $14,969, $11,534 and $11,228, respectively, in employer contributions, as well as $7,813, $5,767 and $5,567, respectively, in employee contributions.

F. Subsequent Events Related to Charter Schools

Los Puentes Charter School and Los Puentes Educational Foundation: In November 2014, the Foundation purchased the building and land at the school's current location for $2,840,000, in which the school entered into a separate lease purchase with the Foundation as described below. On November 4, 2014, the school entered into a 20 year building lease agreement with the Los Puentes Educational Foundation with an option to purchase. The agreement includes a purchase price of $3,175,000 and requires monthly payments, including interest of $18,378, with an initial payment of $710,000. The lease includes a termination clause in the event the school does not have sufficient funds to make the lease payments.

School for Integrated Academics and Technology: Subsequent to year-end, the school changed the name of the school to ABQ Charter Academy as a result of the discontinued affiliation with the National SIA Tech. On July 1, 2014 the school entered into a 25 year building lease agreement with an unrelated party with option to purchase. The agreement includes a purchase price of $2,329,876 and requires monthly payments including interest of $13,856, with annual payments from HB33 distributions of $150,000. The agreement also required an initial payment of $475,000, which the school had already made a deposit payment of $40,000 during FY14, with the remaining $435,000 paid on July 1, 2014. The lease includes a termination clause in the event the school doesn't have sufficient funds to make the lease payments.

G. Related Party Transactions

21st Century Public Academy: It was noted that the charter school has a foundation. The foundation did not require an audit for the year ended June 30, 2014.

Alice King Community School: It was noted that the charter school has a foundation. The foundation did not require an audit for the year ended June 30, 2014.

Corrales International Charter School: It was noted that the charter school has a foundation. The foundation did not require an audit for the year ended June 30, 2014.

El Camino Real Academy: It was noted that the charter school has a foundation. The foundation did not require an audit for the year ended June 30, 2014.

Digital Arts and Technology Academy: During FY14, the school entered into lease agreement with APS, the initial term is one year, with options to extend annually for 20 years. During FY14 APS entered into a lease purchase on the building which is subleased to the school. Payments to APS for the lease totaled $198,168 during FY14. In addition, the school contributed $450,000 to the lease purchase from HB33 funds. As part of the lease all HB33 distributions received by the school are to be paid to APS. These totaled $47,974 for the year ended June 30, 2014. The school also has a payable due to APS at year-end of $191,521 for HB 33 payments.

Gordon Bernell Charter School: It was noted that the charter school has a foundation. The foundation did not require an audit for the year ended June 30, 2014.

La Academia de Esperanza: It was noted that the charter school has a foundation. The foundation did not require an audit for the year ended June 30, 2014.

Los Puentes Charter School: The school entered into a sublease with the foundation. Total payments to the Foundation for the sublease were $313,178.

Montessori of the Rio Grande: Lease payments were paid to APS for the fiscal year totaling $116,891. In addition, the school has an MOU with APS for the school facilities and, as part of the MOU, all HB-33 distributions to the school are paid to APS. These totaled $115,816 for the year ended June 30, 2014. APS is the school's authorizing school district. It was also noted that the school has a foundation and received a $54,500 donation from the foundation.

Mountain Mahogany Charter School: The founder of the school also owns the property that the school rents. The founder has never been involved in the day-to-day operations and has not served on the Governing Council since FY2007. The founder also donated $150,000, $0 and $21,987 to the school in fiscal years 2014, 2013 and 2012, respectively. It was also noted that the school has a foundation. The foundation did not require an audit for the year ended June 30, 2014. During FY14 the school entered into a lease purchase for the building and land with the school founder. The purchase amount of $2,115,000 equals the appraisal amount. Payments under this agreement during FY14 totaled $312,998, including a $200,000 initial payment.

Native American Community Academy: It was noted that the charter school has a foundation. The foundation did not require an audit for the year ended June 30, 2014.

Nuestros Valores Charter School: It was noted that the business manager's sister works as a contractor of the school in the business office. Also, the sisters serve as business manager and assistant business manager for Public Academy for Performing Arts and for Alice King Community School.

Public Academy for Performing Arts and Alice King Community School: It was noted that the charter school has a foundation. The foundation did not require an audit for the year ended June 30, 2014. It was noted that APS is a related party due to the MOU between APS and the school for lease payments. During the year, the school paid $297,845 in lease and utilities payments to APS. The school also has a payable due to APS at year-end of $89,842 for HB 33 payments.

Robert F. Kennedy Charter School: Lease payments were paid to APS for the fiscal year totaling $135,472. In addition, the school has an MOU with APS for the school facilities and, as part of the MOU, all HB-33 distributions to the school are paid to APS. These totaled $112,117 for the year ended June 30, 2014. The school also has a payable due to APS at year-end of $12,591 for HB 33 payments.

South Valley Academy: Lease payments were paid to APS for the fiscal year totaling $180,918. In addition, the school has an MOU with APS for the school facilities and, as part of the MOU, all HB-33 distributions to the school are paid to APS. These totaled $148,720 for the year ended June 30, 2014. The school also has a payable due to APS at year-end of $45,243 for HB 33 payments.

H. Component Units of Charter Schools

The following charter schools maintained component units as follows:

Los Puentes Charter School: Los Puentes Charter School Foundation is a nonprofit corporation established in 2001 to provide support to the school by acquiring and holding real estate to be leased or otherwise made available to the school.

The financial information of the Los Puentes Charter School Foundation is presented in a separate column to emphasize that the corporation is legally separate from the School.
The corporation has a fiscal year end of December 31; however, the component unit column presents financial statements as of and for the year ended June 30, 2014.
Cash and Temporary Investments: At June 30, 2014, the book value of the corporation's deposits was $45,255.

Component Unit - Foundation

Net position at June 30, 2014	$	40,255

Montessori of the Rio Grande: Friends of the Montessori Foundation is a nonprofit corporation established to provide support to Montessori of the Rio Grande by supporting educational programs and initiatives undertaken by the school. The foundation's other purpose is to conduct educational and training activities, community development, fund-raising assistance and academic research and dissemination to promote educational initiatives that serve the school, as well as the local, regional, national and international educational community.

The financial information of the Friends of the Montessori Foundation is presented in a separate column to emphasize that the corporation is legally separate from the School.

The corporation has a fiscal year end of December 31; however, the component unit column presents financial statements as of and for the year ended June 30, 2014.

Cash and Temporary Investments: At June 30, 2014, the book value of the corporation's deposits was $11,091.

Component Unit - Foundation

Net position at June 30, 2014	$	13,091

I. Other Required Individual Fund Disclosures

Generally accepted accounting principles require disclosures as part of the combined statements of certain information concerning individual funds, including:

A. Excess of expenditures over appropriations.

B. Receivables and payables from inter-fund transactions as of June 30, 2014, with funds which inter-fund transactions were affected or created due to cash overdrafts represented (*).

C. Deficit fund balance of individual funds.

21st Century Public Academy

A. These funds exceeded approved budgetary authority for the year ended June 30, 2014:

Fund 11000 – Instruction	$	35,895
Fund 21000 – Food Services	$	2,343
Fund 24154 – Support Services	$	4,743
Fund 31700 – Support Services	$	147

B. Receivables and payables from inter-fund transactions as of June 30, 2014 are listed below. Funds which inter-fund transactions were affected or created due to cash overdrafts are represented.

	Due to Other Funds	Due from Other Funds
General	$ -	$ 32,044
HB 33 Capital Improvements	-	10,583
Public School Capital Outlay	42,627	-
Total due to/from other funds	$ 42,627	$ 42,627

C. The following fund reported a deficit fund balance at June 30, 2014:

Undesignated, reported in:		
General Fund (deficit) - General	$	(107,044)

Albuquerque Talent Development Secondary Charter School

A. No funds exceeded approved budgetary authority for the year ended June 30, 2014.

B. Receivables and payables from inter-fund transactions as of June 30, 2014 are listed below. Funds which inter-fund transactions were affected or created due to cash overdrafts are represented.

	Due to Other Funds	Due from Other Funds
General	$ -	$ 29,562
2010 Library GO Bonds	2,062	-
2012 Library GO Bonds	2,989	-
Public School Capital Outlay	24,511	-
Total due to/from other funds	$ 29,562	$ 29,562

C. No funds reporting a deficit fund balance at June 30, 2014.

Alice King Community School

A. The following exceeded approved budgetary authority for the year ended June 30, 2014:

Food Services Fund- Food Service	$ 4,791

B. Receivables and payables from inter-fund transactions as of June 30, 2014 are listed below. Funds which inter-fund transactions were affected or created due to cash overdrafts are represented.

	Due to Other Funds	Due from Other Funds
General	$ -	$ 81,486
IDEA-B, Entitlement	6,038	-
IDEA-B, Risk Pool	59,481	-
Teacher/Principal Training	13,060	-
2010 Library GO Bonds	411	-
NM Grown Fresh Fruits & Vegetable	591	-
Next Generation Assessments	1,905	-
Total due to/from other funds	$ 81,486	$ 81,486

C. No funds reporting a deficit fund balance at June 30, 2014.

Christine Duncan Heritage Academy

A. No funds exceeded approved budgetary authority for the year ended June 30, 2014.

B. Receivables and payables from inter-fund transactions as of June 30, 2014 are listed below. Funds which inter-fund transactions were affected or created due to cash overdrafts are represented.

	Due to Other Funds	Due from Other Funds
General	$ -	$ 58,939
Title I IASA	3,538	-
IDEA-B Entitlement	801	-
EMSI	7,979	-
Kindergarten Three Plus	26,365	-
Public School Capital Outlay	20,256	-
Total due to/from other funds	$ 58,939	$ 58,939

C. No funds reporting a deficit fund balance at June 30, 2014.

Corrales International Charter School

A. No funds exceeded approved budgetary authority for the year ended June 30, 2014.

B. Receivables and payables from inter-fund transactions as of June 30, 2014 are listed below. Funds which inter-fund transactions were affected or created due to cash overdrafts are represented.

	Other Funds	Other Funds
General	$ -	$ 14,098
Elementary & Middle School Initiative	5,990	-
NM Reads to Lead K-3	6,531	-
Next Generation Assessments	1,577	-
Total due to/from other funds	$ 14,098	$ 14,098

C. No funds reporting a deficit fund balance at June 30, 2014.

Digital Arts and Technology Academy

A. No funds exceeded approved budgetary authority for the year ended June 30, 2014.

B. Receivables and payables from inter-fund transactions as of June 30, 2014 are listed below. Funds which inter-fund transactions were affected or created due to cash overdrafts are represented.

	Due to Other Funds	Due from Other Funds
General	$ -	$ 1,066
CNM Dual Credit Textbook	-	18
Beginning Teacher Mentoring	922	-
Special Capital Outlay	162	-
Total due to/from other funds	$ 1,084	$ 1,084

C. No funds reporting a deficit fund balance at June 30, 2014.

El Camino Real Academy

A. No funds exceeded approved budgetary authority for the year ended June 30, 2014.

B. Receivables and payables from inter-fund transactions as of June 30, 2014 are listed below. Funds which inter-fund transactions were affected or created due to cash overdrafts are represented.

	Due to Other Funds	Due from Other Funds
General	$ -	$ 13,350
English Language Acquisition	6,953	-
Library GO Bonds (27106)	330	-
Library GO Bonds (27107)	3,507	-
Breakfast for Elementary	1,399	-
Kindergarten Three Plus	1,161	-
Total due to/from other funds	$ 13,350	$ 13,350

C. No funds reporting a deficit fund balance at June 30, 2014.

Gordon Bernell Charter School

A. No funds exceeded approved budgetary authority for the year ended June 30, 2014.

B. Receivables and payables from inter-fund transactions as of June 30, 2014 are listed below. Funds which inter-fund transactions were affected or created due to cash overdrafts are represented.

	Due to Other Funds	Due from Other Funds
General	$ -	$ 42,071
2010 Library GO Bonds	214	-
Public School Capital Outlay	41,857	-
Total due to/from other funds	$ 42,071	$ 42,071

C. No funds reporting a deficit fund balance at June 30, 2014.

La Academia de Esperanza

A. No funds exceeded approved budgetary authority for the year ended June 30, 2014.

B. There were no receivables and payables from inter-fund transactions as of June 30, 2014.

C. No funds reporting a deficit fund balance at June 30, 2014.

Los Puentes Charter School

A. No funds exceeded approved budgetary authority for the year ended June 30, 2014.

B. Receivables and payables from inter-fund transactions as of June 30, 2014 are listed below. Funds which inter-fund transactions were affected or created due to cash overdrafts are represented.

	Due to Other Funds	Due from Other Funds
General	$ -	$ 105,269
Title I IASA	48,262	-
IDEA-B, Entitlement	12,812	-
English Language Acquisition	1,792	-
Teacher/Principal Training	12,796	-
Title I School Improvement	19,149	-
2010 Library GO Bonds	535	-
2012 Library GO Bonds	3,250	-
NM Grown Fresh Fruits & Vegetables	591	-
Next Generation Assessments	6,082	-
Total due to/from other funds	$ 105,269	$ 105,269

C. No funds reporting a deficit fund balance at June 30, 2014.

Montessori of the Rio Grande

A. No funds exceeded approved budgetary authority for the year ended June 30, 2014.

B. There were no receivables and payables from inter-fund transactions as of June 30, 2014.

C. No funds reporting a deficit fund balance at June 30, 2014.

Mountain Mahogany Community School

A. No funds exceeded approved budgetary authority for the year ended June 30, 2014.

B. Receivables and payables from inter-fund transactions as of June 30, 2014 are listed below. Funds which inter-fund transactions were affected or created due to cash overdrafts are represented.

	Due to Other Funds	Due from Other Funds
General	$ -	$ 4,172
Teacher/Principal Training	1,164	-
2010 Library GO Bonds	3,008	-
Total due to/from other funds	$ 4,172	$ 4,172

C. No funds reporting a deficit fund balance at June 30, 2014.

Native American Community Academy

A. No funds exceeded approved budgetary authority for the year ended June 30, 2014.

B. Receivables and payables from inter-fund transactions as of June 30, 2014 are listed below. Funds which inter-fund transactions were affected or created due to cash overdrafts are represented.

	Due to Other Funds	Due from Other Funds
General	$ -	$ 135,937
Title I	2,874	-
English Language Acquisition	539	-
Teaching Support for Low Income	72,625	-
Private Direct Grants	58,416	-
SB9 Capital Improvements	1,483	-
Total due to/from other funds	$ 135,937	$ 135,937

C. No funds reporting a deficit fund balance at June 30, 2014.

Nuestros Valores Charter School

A. No fund exceeded approved budgetary authority for the year ended June 30, 2014.

B. Receivables and payables from inter-fund transactions as of June 30, 2014 are listed below. Funds which inter-fund transactions were affected or created due to cash overdrafts are represented.

	Due to Other Funds	Due from Other Funds
General	$ -	$ 52,869
Teacher/Principal Training	1,441	-
Title I, School Improvement	30,909	-
Library GO Bonds	2,116	-
NM Grown Fresh Fruits & Vegetable	591	-
Next Generation Assessments	4,936	-
Special Capital Outlay	12,061	-
SB9 Capital Improvements	815	-
Total due to/from other funds	$ 52,869	$ 52,869

C. No funds reporting a deficit fund balance at June 30, 2014.

Public Academy for Performing Arts

A. No funds exceeded approved budgetary authority for the year ended June 30, 2014.

B. Receivables and payables from inter-fund transactions as of June 30, 2014 are listed below. Funds which inter-fund transactions were affected or created due to cash overdrafts are represented.

	Due to Other Funds	Due from Other Funds
General	$ -	$ 117,766
IDEA-B, Entitlement	27,505	-
Teacher/Principal Training	20,234	-
Library GO Bonds	2,519	-
NM Grown Fresh Fruits & Vegetables	591	-
Public School Capital Outlay	66,917	-
Total due to/from other funds	$ 117,766	$ 117,766

C. No funds reporting a deficit fund balance at June 30, 2014.

Robert F. Kennedy Charter School

A. These funds exceeded approved budgetary authority for the year ended June 30, 2014:

Fund 11000 – Instruction	$ 5,565
Fund 11000 – Support Services	$ 8,727
Fund 24101 – Support Services	$ 7,300
Fund 31600 – Support Services	$ 1,133
Fund 31700 – Capital Outlay	$ 2,198

B. Receivables and payables from inter-fund transactions as of June 30, 2014 are listed below. Funds which inter-fund transactions were affected or created due to cash overdrafts are represented.

	Due to Other Funds	Due from Other Funds
General	$ -	$ 117,391
Title I IASA	29,489	-
IDEA-B Entitlement	8,141	-
Teacher/Principal Training	8,992	-
Title I School Improvement	7,000	-
Carl D Perkins	36,005	-
2010 Library GO Bonds	505	-
2010 Library GO Bonds	3,312	-
NM Grown Fresh Fruits & Vegetables	591	-
Next Generation Assessments	1,768	-
SB9 Capital Improvements	21,588	-
Total due to/from other funds	$ 117,391	$ 117,391

C. The following funds reported a deficit fund balance at June 30, 2014:

Undesignated, reported in:	
General (deficit)	$ (37,747)

School for Integrated Academics and Technology

A. No funds exceeded approved budgetary authority for the year ended June 30, 2014.

B. Receivables and payables from inter-fund transactions as of June 30, 2014 are listed below. Funds which inter-fund transactions were affected or created due to cash overdrafts are represented.

	Due to Other Funds	Due from Other Funds
General	$ -	$ 5,400
Public School Capital Outlay	5,400	-
Total due to/from other funds	$ 5,400	$ 5,400

C. No funds reporting a deficit fund balance at June 30, 2014.

South Valley Academy

A. No funds exceeded approved budgetary authority for the year ended June 30, 2014.

B. Receivables and payables from inter-fund transactions as of June 30, 2014 are listed below. Funds which inter-fund transactions were affected or created due to cash overdrafts are represented.

	Due to Other Funds	Due from Other Funds
General	$ -	$ 183,826
Title I, IASA	119,233	-
IDEA-B Entitlement	2,955	-
English Language Acquisition	1,750	-
Title I School Improvement	4,263	-
Next Generation Assessments	10,396	-
Public School Capital Outlay	45,229	-
Total due to/from other funds	$ 183,826	$ 183,826

C. No funds reporting a deficit fund balance at June 30, 2014.

The Bataan Military Academy

A. No funds exceeded approved budgetary authority for the year ended June 30, 2014.

B. Receivables and payables from inter-fund transactions as of June 30, 2014 are listed below. Funds which inter-fund transactions were affected or created due to cash overdrafts are represented.

	Due to Other Funds	Due from Other Funds
General	$ -	$ 21,230
Public School Capital Outlay	21,230	-
Total due to/from other funds	$ 21,230	$ 21,230

C. No funds reporting a deficit fund balance at June 30, 2014.

J. Litigation

South Valley Academy: The school has accrued a liability for $23,078 for a settlement with a former employee during FY14.

K. Schedule of Other Governmental Agreements

School Name	Name/ Responsible Party	Program Description	Begin Date	End Date
Montessori of the Rio Grande	Albuquerque Public Schools	Facilities/HB 33	11/01/2009	Cancelable upon termination
Public Academy of Performing Arts	Albuquerque Public Schools	Facilities/HB 33 funds	3/31/2010	Cancelable upon termination
Robert F. Kennedy Charter School	Albuquerque Public Schools	Facilities/HB 33 funds	07/01/2010	Cancelable upon termination
School for Integrated Academics and Technology	Albuquerque Job Corps Center	Use of facilities	11/05/2009	6/30/14
South Valley Academy	Albuquerque Public Schools	Facilities/HB 33 funds	06/07/2011	Cancelable upon termination

L. Fund Balance Reporting

Fund balance – the difference between assets and liabilities in the governmental fund financial statements – is among the most widely and frequently used information in state and local governmental financial reports. GASB Statement 54 distinguishes fund balances based on the relative strength of the constraints that control the purposes for which specific amounts can be spent. Beginning with the most binding constraints, fund balance amounts are reported in the following classifications:

- *Nonspendable* – portion of net resources that cannot be spent because of their form or because they must remain intact, such as fund balances associated with inventories or are legally or contractually required to remain intact.
- *Restricted* – amounts constrained by external parties, constitutional provision, or enabling legislation.
- *Committed* – amounts constrained by a government using its highest level of decision-making authority. The Board of Education is the highest level of decision making authority. Formal Board action, through a resolution, creates a commitment.
- *Assigned* – amounts a government intends to use for a particular purpose. The governing council has designated the responsibility to assign fund balance to its Business and Finance Director. Assigned fund balances within the Charter Schools represent amounts assigned for next years' budget.
- *Unassigned* – amounts that are not constrained at all will be reported in the general fund.

NOTE 20. Component Unit – Albuquerque Public Schools Foundation

DEFINITION OF REPORTING ENTITY - The Albuquerque Public Schools Foundation (the Foundation), a component unit of the Albuquerque Public Schools (APS), is a nonprofit organization incorporated under laws of the State of New Mexico on April 25, 1995. The Foundation was established to solicit, receive and manage private voluntary support for the benefit and on behalf of APS. The Foundation itself has no component units.

The Foundation is governed by a Board of Directors, which has the responsibility for determining policy and for the execution and evaluation of programs and activities conducted by the Foundation. The Board consists of no less than three members and no more than 25 members. Board members represent government, business, public sector, private individuals and organizations that are interested in supporting programs and services of APS. The term served by Board members is three years. The Foundation is exempt from federal income taxes under section 501(c)(3) of the Internal Revenue Code (the Code) and is not considered a private foundation within the meaning of Section 509(a) of the Code.

A Memorandum of Agreement between the Foundation and APS was signed and executed on January 5, 2005.

SUMMARY OF SIGNIFICANT ACCOUNTING POLICIES

Use of Estimates in Preparing Financial Statements - The preparation of financial statements in conformity with accounting principles generally accepted in the United States of America requires management to make estimates and assumptions that affect the reported amounts of assets and liabilities and disclosure of contingent assets and liabilities at the date of the financial statements, and the reported amounts of revenues and expenses during the reporting period. Actual results could differ from those estimates.

Financial Statement Presentation - Financial statement presentation follows the recommendations of the Financial Accounting Standards Board (FASB) Accounting Standards Codification (ASC) 958, *Not-for-Profit Entities*. Under ASC 958, the Foundation is required to report information regarding its financial position and activities according to three classes of net assets.

Unrestricted Net Assets – These assets represent sources whose use is not limited to or restricted by donors. Unrestricted net assets have arisen from exchange transactions, receipt of unrestricted contributions and expirations or satisfaction of existing restrictions.

The Foundation treats restricted contributions whose restrictions are satisfied during the same fiscal year as unrestricted support. All contributions made to the Foundation are considered to be available for unrestricted use unless specifically restricted by the donor.

Temporarily Restricted Net Assets – These assets result from (a) contributions and other inflows of assets whose use by the Foundation is limited by donor imposed stipulations that either expire by passage of time or can be fulfilled and removed by actions of the Foundation pursuant to those stipulations; (b) other assets enhancements and diminishments subject to the same kinds of stipulations; and (c) imposed stipulations, their expiration by passage of time, or their fulfillment and removal by actions of the Foundation pursuant to those stipulations.

Permanently Restricted Net Assets – These assets have donor-imposed restrictions that stipulate that resources be maintained permanently but permit the Foundation to use up or expend part or all of the income or economic benefits derived from the donated assets.

Cash and Cash Equivalents - The Foundation considers all highly liquid investments with original maturities of three months or less to be cash equivalents. Cash equivalents consist of cash on deposit with financial institutions and money market accounts.

Investments - The Foundation records investments at fair value. See Note 4 for a description of fair value determination.

Permanently Restricted Net Assets - During the year ended December 31, 2008, FASB issued authoritative guidance, which includes the following financial statement disclosure requirements for the Foundation for the year ended June 30, 2014.

Classification of Net Assets – Endowment funds are used to account for investments in which the principal is temporarily or permanently restricted or Board-designated for a specific purpose.

Interpretation of Relevant Law – The Foundation has interpreted the Uniform Prudent Management of Institutions Funds Act (UPMIFA) as requiring the preservation of the fair value of the original gift as of the gift date of the donor-restricted endowment funds absent explicit donor stipulations to the contrary. As a result of this interpretation, the Foundation classifies as permanent restricted net assets: (a) the original value of gifts donated to the endowment, (b) the original value of subsequent gifts to the endowment, and (c) accumulations to the endowment made in accordance with the direction of the applicable donor gift instrument at the time the accumulation is added to the fund. The remaining portion of the donor-restricted endowment fund is classified as temporarily restricted net assets until those amounts are appropriated for expenditure by the Foundation in a manner consistent with the standard of prudence prescribed by UPMIFA. In accordance with UPMIFA, the Foundation considers the following factors in making a determination to appropriate or accumulate donor-restricted endowment funds: (1) the duration and preservation of the various funds, (2) the purposes of the donor-restricted endowment funds, (3) general economic conditions, (4) the possible effects of inflation and deflation, (5) the expected total return from income and the appreciation of investments, (6) other resources of the Foundation, and (7) the Foundation investment policies.

Income Taxes - The Foundation is a non-profit corporation and qualifies as a tax-exempt organization under Section 501(c)(3) of the Internal Revenue Code (IRC) and is classified as other than a private foundation. As such, their normal activities do not result in any income tax liability. The Foundation pays taxes on unrelated business income.

The Foundation would recognize accrued interest related to unrecognized tax benefits in interest expense and penalties in operating expenses. There were no such interest or penalties recorded for the year ended June 30, 2014.

The Foundation files informational tax returns as prescribed by the tax laws of the jurisdictions in which it operates. In the normal course of business, the Foundation is subject to examination by federal, state, local and foreign jurisdictions, where applicable. As of June 30, 2014, the tax years that remain subject to examination by the major tax jurisdictions under the statute of limitations are from the year ended June 30, 2011 and forward.

Revenue Recognition - The Foundation is accounted for as a not-for-profit organization, and its follows revenue recognition rules as defined below:

Donations – The Foundation recognizes revenue on donations when all applicable eligibility requirements are met.

Pledges – Unconditional pledges, if any, are recognized as revenues in the period received and as assets, decreases in liabilities or expenses, depending on the form of the benefits to be received. Conditional pledges are recognized as revenues when the conditions on which they depend are substantially met. An allowance for doubtful pledges is recorded when the pledge is recorded. The allowance is based on past pledge loss experience and other factors that management considers necessary in estimating pledge losses.

Contributions of Services Revenues – Contributions of services are recognized in the financial statements of the Foundation only if the services received: (a) create or enhance non-financial assets of the Foundation, and (b) require specialized skills, are provided by individuals possessing those skills, and would typically need to be purchased if not provided by donation. Use of office furniture and equipment is provided at no charge by APS.

Beneficial Interest in Remainder Trusts – A charitable remainder trust is an arrangement in which a donor establishes and funds a trust with specified distributions to be made to a designated beneficiary or beneficiaries over the trust's term. Upon termination of the trust, the Foundation receives a percentage of the assets remaining in the trust. Beneficial interest in remainder trusts represent the present value of estimated future cash receipts from the trust's assets. Contribution revenue is recognized in the period in which the trust is established. In subsequent years, income earned on trust assets, recognized gains and losses, and distributions paid will be recognized. Revaluation of the present value of the estimated future payments and changes in actuarial assumptions will be recognized in the Statement of Activities and Changes in Net Assets.

Advertising Costs - The Foundation expenses advertising costs as incurred. Expenses incurred for the year ended June 30, 2014 were approximately $1,800.

INVESTMENTS

Investment Policy Statement (IPS): In December 2002, the Foundation Board of Directors adopted an IPS to assist in the supervising, monitoring and evaluating of the Foundation's investments. The IPS is to provide financial stability for the Foundation operations and an increasing stream of income for future program growth. In February 2014 the Foundation transferred all investment assets held with Bank of Albuquerque to Merrill Lynch.

The Foundation shall be responsible for:

- Overseeing the Foundation Investment Portfolio.
- Defining the investment objectives and policies of the portfolio.
- Directing the Investment Manager to make changes in investment policy and to oversee and to approve or disapprove Investment Manager recommendations with regard to policy, guidelines, objectives and specific investments.
- Providing the Investment Manager with all relevant information on its financial conditions and risk tolerances and notifying the Investment Manager promptly of any changes to this information.

The Foundation agrees that investment discretion can be delegated to qualified, professional investment specialists or private portfolio managers (Investment Managers) that would be identified by the Foundation's Finance Committee resulting from an extensive quantitative and qualitative process of diligence.

Guidelines for the Investment Manager are that the investment of the Foundation's investment portfolio shall be limited to individual marketable securities or packaged products (e.g., mutual funds) in the following categories:

- Cash and cash equivalents
- Fixed Income – Domestic bonds
- Fixed Income – Non-U.S. bonds
- Fixed Income – High Yield
- Equities – U.S. and Non-U.S. within an international portfolio

FAIR VALUE OF FINANCIAL INSTRUMENTS - In determining fair value, the Foundation uses various valuation approaches within the ASC 820 fair value measurement framework. Fair value measurements are determined based on the assumptions that market participants would use in pricing an asset or liability. ASC 820 establishes a hierarchy for inputs used in measuring fair value that maximizes the use of observable inputs and minimizes the use of unobservable inputs by requiring that the most observable inputs be used when available. ASC 820 defines levels within the hierarchy based on the reliability of inputs as follows:

- **Level 1** – Valuations based on unadjusted quoted prices for identical assets or liabilities in active markets;
- **Level 2** – Valuations based on quoted prices for similar assets or liabilities or identical assets or liabilities in less active markets, such as dealer or broker markets; and
- **Level 3** – Valuations derived from valuation techniques in which one or more significant inputs or significant value drivers are unobservable, such as pricing models, discounted cash flow models and similar techniques not based on market, exchange, dealer or broker-traded transactions.

The following table presents assets and liabilities measured at fair value by classification within the fair value hierarchy as of June 30, 2014.

	Fair Value Measurements Using			
	Quoted Prices in Active Markets for Identical Assets (Level 1)	Significant Other Observable Inputs (Level 2)	Significant Unobservable Inputs (Level 3)	Total
As of June 30, 2014				
Bonds	$ 991,356	$ -	$ -	$ 991,356
Equities	1,118,165	-	-	1,118,165
Beneficial interest in remainder trust	-	-	2,396,911	2,396,911
Total	$ 2,109,521	$ -	$ 2,396,911	$ 4,506,432

The following information summarizes the difference between cost and the estimated fair value for investments:

	Cost	Estimated Fair Value	Market Value Over (Under) Cost
As of June 30, 2014			
Bonds	$ 1,009,684	$ 991,356	$ (18,328)
Equities	986,314	1,118,165	131,851
Beneficial interest in remainder trust	2,761,809	2,396,911	(364,898)
Total	$ 4,757,807	$ 4,506,432	$ (251,375)

The following is a reconciliation of the beginning and ending balances of assets measured at fair value on a recurring basis using significant unobservable (Level 3) inputs during the year ended June 30, 2014.

Beginning Balance	$ 2,335,652
Contributions	100,396
Distributions	(271,413)
Dividend income	55,807
Net unrealized gain	349,169
Investment management fees	(38,827)
Change in present value discount	(133,873)
Ending Balance	$ 2,396,911

Unrealized gains and losses applicable to instruments valued using significant unobservable inputs (Level 3) are included in the statement of activities for the year ended June 30, 2014.

BENEFICIAL INTERESTS IN REMAINDER TRUSTS - On May 11, 2001, the Foundation was awarded an interest in the William H. and Lilian Dolde Charitable Trust for the purpose of funding fine arts programs in the Albuquerque Public Foundations. The Bank of America administers the Trust. The Trust was originally funded in the amount of $2,000,000. The Trust document calls for the annual distribution of an amount equal to 5% of the Trust's net position. This annual distribution will expire on December 31, 2051. Upon termination of the Trust, the Foundation is entitled to a portion of the remaining assets in order to establish a permanent endowment for the fine arts. The Foundation is irrevocably entitled to 90% of all annual distributions and 90% of the remaining Trust net position upon termination. The Foundation's interest in the Trust's assets is recorded at fair market value with adjustments made annually for increases or decreases in value. The present value of the Trust agreement was initially calculated using a discount rate of 5% with annual distributions to be received of $90,000 (90% of $100,000) for 49.5 years. The present value of the Trust net position at termination was initially estimated using a value of $1,800,000 in remaining net position (90% of $2,000,000) with a discount rate of 5% for 50 years. During the fiscal year ended June 30, 2014, the Trust distributed $98,761 to the Foundation. The present value of the Trust increased by approximately $21,670 and the fair value of the Trust's assets decreased by approximately $13,750 for the fiscal year ended June 30, 2014. This resulted in the recording of a beneficial interest in the Trust in the amount of $1,940,785 for the year ended June 30, 2014. The 2014 changes in present and fair values are reflected in the Foundation's Statement of Activities and Changes in Net Assets.

In April of 2003, the Foundation was awarded an interest in the Guhl Charitable Trust for the purpose of funding programs in the Albuquerque Public Foundations. The Bank of America administers the Trust. The Trust document calls for the distribution of an amount equal to 20% of the Trust's remaining assets to the Foundation upon termination on April 13, 2014. The Foundation's interest in the Trust's assets is recorded at fair market value with adjustments made annually for increases or decreases in value. The present value of the Trust agreement was calculated using a discount rate of 5%. No present value of the Trust net position at termination was estimated as the termination date was within a year. As of the report date the Trust is still in settlement. The Trust assets (20% of $2,280,631 [market value of trust as of June 30, 2014]), with a discount rate of 5%, resulted in the recording of a beneficial interest in the Guhl Trust in the amount of $456,126 for the fiscal year ended June 30, 2014. The increase in beneficial interest of approximately $53,340 is reflected in the Foundation's Statement of Activities and Changes in Net Assets.

RELATED PARTIES - District programs are the primary beneficiaries of funds donated to the Foundation. Certain District employees whose services were contributed to the Foundation also served as Foundation Board members in an ex-officio capacity. Certain voting Board members were affiliated with the District or with other entities served through the Foundation.

During the year ended June 30, 2014, the Foundation received contributions from the District with a market value of $450,756. The contributions included employee services and donated supplies and materials.

The Foundation has no employees of its own. During the year ended June 30, 2014, all Foundation staff members were employees of the District.

TEMPORARILY RESTRICTED NET ASSETS - Temporarily restricted net assets consisted of the following at June 30, 2014:

Purpose:		
APS Programs	$	1,515,874
Nursing services - vision care		1,032,136
Fine Arts		231,617
Mini Grants to School Programs		87,054
Middle School Grants		70,613
Marketing expenses and teacher awards		60,567
Other		47,329
Teacher Professional Development		16,047
Grants energy conservation		5,000
Library Projects at Griegos and Los Padillos		3,228
Teacher Awards in B. Facio's name		400
Total	$	3,069,865

Net assets are released from restrictions by incurring expenses satisfying the restricted purposes. Net assets released from restrictions were comprised of the following:

Purpose:		
APS Programs	$	1,523,655
Fine Arts		199,197
Mini Grants to School Programs		159,700
Other		155,160
Teacher Awards in B. Facio's name		31,991
Nursing services - vision care		28,000
Library Projects at Griegos and Los Padillos		15,000
Total	$	2,112,703

PERMANENTLY RESTRICTED NET ASSETS - Permanently restricted net assets are restricted to investment in perpetuity, the income from which is expendable to support the Foundation. At June 30, 2014, permanently restricted net assets were made up of the Dolde Trust in the amount of $1,932,866.

CONCENTRATION OF CREDIT RISK - The Foundation maintains cash depository accounts with various financial institutions. These deposits are insured by the Federal Deposit Insurance Corporation (FDIC) up to $250,000. Balances in these accounts may at times exceed the federally insured amount. The Foundation did not have deposits in excess of the insured amounts at year end. The Foundation has not experienced, and its management believes it is not exposed to, significant credit risk from excess deposits.

CHANGE IN ACCOUNTING STANDARDS - During the year ended June 30, 2014, the Foundation changed its method of financial reporting from the framework found under the Governmental Accounting Standards Board (GASB) to the framework found under the Financial Accounting Standards Board (FASB). As a non-profit organization, the FASB framework will allow the Foundation to report information that is more comparable to other foundations and better reflects the nature of the Foundation's activities. The change had no effect on the change in net assets, net assets, or total assets for the year ended June 30, 2014.

Required Supplementary Information

Other Post-employment Benefits (OPEB) Other than Pensions
(Unaudited)
Year Ended June 30, 2014

Schedule of Funding Progress

Valuation for the Actuarial Years Ended June 30	(1) Actuarial Value of Asset	(2) AAL	(1)-(2) UAAL	(1)/(2) Funded Ratio
2014 *	$ -	$ 2,873,680	$ 2,873,680	0.00%
2013	$ -	$ 7,700,096	$ 7,700,096	0.00%
2012	$ -	$ 8,133,109	$ 8,133,109	0.00%

* For the valuation year ended June 30, 2014, there was a change in the plan, in which the majority of the premiums are now being paid by the retiree as opposed to the District.

NONMAJOR GOVERNMENTAL FUNDS

State of New Mexico
Albuquerque Municipal School District No. 12

Combining Balance Sheet
Nonmajor Governmental Funds
June 30, 2014

	Special Revenue	Capital Projects	Ed Tech Debt Service	Total
ASSETS				
Current Assets				
Cash and cash equivalents	$ 1,673,760	$ -	$ -	$ 1,673,760
Accounts receivable				
Taxes	-	-	-	-
Due from other governments	-	-	-	-
Interfund receivables	279,222	-	-	279,222
Other	-	-	-	-
Prepaid expenses & other assets	-	211,894	-	211,894
Inventory	-	-	-	-
Restricted cash and cash equivalents	5,816,577	13,452,306	6,581,107	25,849,990
Restricted accounts receivable	11,364,038	1,883,631	568,649	13,816,318
Total assets	$ 19,133,597	$ 15,547,831	$ 7,149,756	$ 41,831,184
LIABILITIES				
Current Liabilities:				
Accounts payable	$ -	$ -	$ -	$ -
Accrued expenses	-	-	-	-
Accrued compensated absences	-	-	-	-
Interfund payables	10,032,984	1,344,355	-	11,377,339
Due to other governments	-	-	-	-
Liabilities payable from restricted assets	323,797	138,480	-	462,277
Total liabilities	10,356,781	1,482,835	-	11,839,616
DEFERRED INFLOWS OF RESOURCES	146,131	-	502,813	648,944
FUND BALANCES				
Non Spendable for Inventory	-	211,894	-	211,894
Restricted for				
Restricted by Grantor	6,953,875	-	-	6,953,875
Capital Projects	-	13,853,102	-	13,853,102
Debt Service	-	-	6,646,943	6,646,943
Athletic Program	1,676,810	-	-	1,676,810
Total fund balances	8,630,685	14,064,996	6,646,943	29,342,624
Total liabilites, deferred inflows of resources, and fund balances	$ 19,133,597	$ 15,547,831	$ 7,149,756	$ 41,831,184

Combining Statement of Revenues, Expenditures, and Changes in Fund Balances
Nonmajor Governmental Funds
For the Year Ended June 30, 2014

	Special Revenue	Capital Projects	Ed Tech Debt Service	Total
REVENUES				
Property taxes	$ -	$ -	$ 6,489,720	$ 6,489,720
State grants	9,576,814	8,762,354	-	18,339,168
Federal grants	20,018,492	205,921	-	20,224,413
Miscellaneous	3,164,647	711,325	-	3,875,972
Interest	3,239	30,546	6,598	40,383
Total revenues	32,763,192	9,710,146	6,496,318	48,969,656
EXPENDITURES				
Current				
Instruction	20,339,044	-	-	20,339,044
Support Services				
Students	8,112,972	-	-	8,112,972
Instruction	1,282,141	-	-	1,282,141
General Administration	389,517	-	64,961	454,478
School Administration	1,783,518	-	-	1,783,518
Central Services	1,373,209	-	-	1,373,209
Operation & Maintenance of Plant	15,090	-	-	15,090
Student Transportation	151,285	-	-	151,285
Other Support Services	-	-	-	-
Food Services Operations	525,140	-	-	525,140
Community Service	8,000	-	-	8,000
Facilities, Supplies & Services	-	9,017,479	-	9,017,479
Debt service				
Principal	-	81,903	11,915,000	11,996,903
Interest	-	77,864	684,850	762,714
Bond Issuance Costs	-	-	-	-
Capital outlay	-	8,507,083	-	8,507,083
Total expenditures	33,979,916	17,684,329	12,664,811	64,329,056
Excess (deficiency) of revenues over (under) expenditures	(1,216,724)	(7,974,183)	(6,168,493)	(15,359,400)
OTHER FINANCING SOURCES (USES)				
Transfers	-	-	-	-
Debt issuance premiums	-	-	-	-
Debt issuance	-	2,743,494	-	2,743,494
Total other financing sources (uses)	-	2,743,494	-	2,743,494
Net changes in fund balances	(1,216,724)	(5,230,689)	(6,168,493)	(12,615,906)
Fund balances - beginning of year	9,847,409	19,295,685	12,815,436	41,958,530
Fund balances - end of year	$ 8,630,685	$ 14,064,996	$ 6,646,943	$ 29,342,624

NONMAJOR SPECIAL REVENUE FUNDS

SPECIAL REVENUE FUNDS

The Special Revenue Funds are used to account for Federal, State and Local funded grants. These grants are awarded to the District with the purpose of accomplishing specific educational tasks. Grants accounted for in the Special Revenue Funds include:

Athletics (22000) – This fund is used to account for fees generated at athletic activities throughout the School District. The gate receipts are obtained from the general public and are expended in this fund. The authority for creation of this fund is 6.20.2 NMAC.

Preschool IDEA-B (24109) – The objective of the Assistance to States for the Education of Handicapped Children Program is to assist in providing free, appropriate public education to all handicapped children from ages three to five. Federal revenues accounted for in this fund are allocated to the District through the New Mexico Department of Children, Youth and Families. Authority for creation of this fund is Public Law 105-17.

IDEA – B Early Intervention Services (24112) – The objective of the fund is to provide students in kindergarten through grade 12 (with a particular emphasis on students in K-3) who are not currently identified as needing special education or related services, but who need additional academic and behavioral support to succeed in a general education environment.

Education of Homeless (24113) – To reduce barriers to public education for homeless children and youth. (P.L. 100-77)

IDEA-B Private School Share (24115) – A proportionate allocation subtracted from the total IDEA-B Entitlement (24106) award to the Private schools students with disabilities.

21st Century Community Learning Centers 2008-2014 (24119) – Funds will be used to provide quality academic based afterschool services.

IDEA B Risk Pool (24120) – Funds awarded from the PED from unspent statewide IDEA-B funds. Funds are used for the education of students with disabilities.

Title I 1003g Grant (24124) – To be used in conjunction with school improvement strategies and activities to help the district improve academic achievement.

IDEA B Results Plan (24138) – These funds are awarded to non-Title I Schools with a grade of D or F and are intended to improve growth rates in the areas of reading and math for students with disabilities.

English Language Acquisition (24153) – Funds will be used to support Alternative Language Services. Funding will support professional development for teachers and principals, ESL summer schools and consulting services. P.L. 100-77.

Teacher/Principal Training and Recruiting (24154) – To improve the skills of teachers and the quality of instruction in mathematics and science, and also to increase the accessibility of such instruction to all students.

Title I School Improvement (24162) – The major objectives of the Title I program are to provide supplemental educational opportunity for academically disadvantaged children residing in the area. Campuses are identified for program participation by the percentage of students on free or reduced price lunches. Any school with a free and reduced price lunch percentage that is equal to or greater than the total district percentage becomes eligible for program participation. Any student whose test scores fall below District established criteria and who is attending a Title I campus is eligible to receive Title I services. Poverty is the criterion that identifies a campus; educational need determines the students to be served. Federal revenues accounted for in this fund are allocated to the District through the New Mexico Public Education Department. Authority for creation of this fund is Part A of Chapter I of Title I of Elementary and Secondary Education Act (ESEA) of 1965, as amended, Public Law 103-383.

Carl D Perkins Special Projects Current (24171) - The objective of this grant is to provide secondary and post-secondary educational institutions the opportunity to develop, implement, and operate programs using different models of curricula that integrate vocational and academic learning.

Carl D Perkins (Secondary Current (24174), Secondary Redistribution (24176), HSTW-Current (24180), HSTW-Redistribution (24182)) – The objective of this grant is to provide secondary and post-secondary educational institutions the opportunity to develop, implement, and operate programs using different models of curricula that integrate vocational and academic learning. Funds are acquired from federal sources through the New Mexico Department of Education. Authority for creation of this fund is Carl D. Perkins Vocational and Applied Technology Education Act of 1990, as amended, Public Law 105-332.

Carl D. Perkins Secondary PY Unliq. Oblig. (24175) – The objective of this grant is to provide secondary and post-secondary educational institutions the opportunity to develop, implement, and operate programs using different models of curricula that integrate vocational and academic learning.

Title I 1003g Grant – Federal Stimulus (24224) - Three year grant to provide funds to schools identified as needing improvement in reading and math. This award was given to only two schools: Ernie Pyle Middle School and El Camino Real Charter School.

Collaborative Research and Development (25112) – To facilitate productivity, improving research and development and application of advanced construction technologies through collaborative research and development, field demonstration, licensing agreements, and other means of commercialization and technology transfer.

Title XX Health & Social Services (25129) – To provide an environment specifically geared to assist expectant teenage mothers during their pregnancy at the same time keeping them in school and on track for graduation.

Johnson O'Malley (25131) – To account for revenues and expenditures funded by the Department of Interior, Bureau of Indian Affairs, through the Navajo Tribe provided to supplement programs in special education and other special needs for New Mexico public schools where eligible Indian children are enrolled. The fund was created by the authority of federal grant provisions. (PL 103-382)

Impact Aid (25145 - Special Education and 25147 - Indian Education) – To account for funding of a Federal program to provide financial assistance to local educational agencies (LEAs) where enrollments or availability of revenue are adversely affected by Federal activities, i.e. where the tax base of a district is reduced through the Federal acquisition of real property (Section 2), or where there are a significant number of children who reside on Federal (including Indian) lands and/or children whose parents are employed on Federal property or in the Uniformed Services (Section 3(a) and 3(b)): where there is a significant decrease (Section 3(c)) or a sudden and substantial increase (Section 4) in school enrollment as the result of Federal activities; to provide disaster assistance for reduced or increased operating costs (Section 7(a)), for replacing or repairing damaged or destroyed supplies, equipment, and books, and for repairing minor damage to facilities. Funding authorized by Public Law 81-874.

Title XIX MEDICAID 3/21 years (25153) – To account for a program providing school-based screening, diagnostic services and other related health services and administrative activities in conformance with the approved Medicaid State Plan in order to improve health and developmental outcomes for children.

School Leadership Program (25173) - The Alliance for Learning and Leading (ALL) will play a critical role in helping ACPS achieve the goals of the Strategic Plan by supporting our efforts to redesign curriculum, retool our instructional practices and create a professional culture of innovation and collaboration that will educate our students to be 21st century, global-ready citizens.

Indian Education Formula Grant (25184) – To account for a program funded by a Federal grant to develop and carry out supplementary elementary and secondary school programs designed to meet the special educational and culturally related academic needs of Indian children, for example to: 1) Improve academic performance, 2) Reduce school dropout rates and improve attendance, and 3) Integrate the value of cultural education into the school curriculum for Indian children. Funding authorized by Indian Education Act of 1988, Title V, Part C, Subpart 1, as amended, Public Law 100-297 and 93-638, 25 U.S.C. 2601-2606.

ROTC (25200) – To assist with the ROTC program through Quantico, Virginia.

Elementary School Counseling (25215) - School counseling programs serve schools by assisting students in reaching their academic, professional, personal and developmental goals. Yet, many school counseling programs are underfunded and consequently the goals that counselors strive to achieve cannot be accomplished. Nevertheless, grants do exist that can aid counselors in strengthening their school counseling programs.

Smaller Learning Communities (25217) – To conduct nationally significant programs to improve the quality of education, assist all students to meet challenging State content standards, and contribute to the achievement of the National Education Goals. Elementary and Secondary Education Act of 1965; Title X, Part A, as amended, 20 U.S.C. 8001-8007.

Safe Drug Free School and Community- National Program (25243) - To evaluate and implement multiple programs in schools dealing with crisis intervention, health screening for young children, parent involvement, and preventative substance programs that align with the Federal BUSS program (Building Up Successful Students).

Federal U. S. Department of Interior Fish and Wildlife (25251) - To assist School on Wheels to complete an outdoor classroom project where students will learn about the earth.

Bill & Melinda Gates Foundation (26104) This grant is committed to bring innovations in health and learning to the global community and to improve educational opportunities and access to technology within the United States.

ABEC-Job Mentor (26118) – Provides at risk high school students with guidance pertaining to job force futures.

Corporation for Public Broadcasting (26161) – This grant will support production distribution and program acquisition fees for radio station KANW-FM

General Mills Foundation (26166) – This grant is to partially fund the Alameda Counts program which will develop a strong academic culture of excellence in math.

Microsoft Settlement Funds (26170) - Legal settlement for school districts that had purchased Microsoft products, both hardware and software. This was a refund of a percentage of these products.

APS Foundation (26190) – Afterschool program for Kirtland ES that focuses on reading, literacy and mathematics while addressing resiliency and behavior.

APS Homeless Project (26210) – This fund supports the homeless students in the APS district. It is a cash fund supported by donations and is used for tutoring, counseling and the purchase of supplies for homeless students in the District.

Target School Grant (26211) – This fund is an award from the Target Stores Corporation to Georgia O'Keeffe Elementary School. This award can be used to support the school in any manner to enhance the learning quality of the students. To date, the school has used the award for teacher stipends, professional development and the purchase of textbooks and supplies.

Bridge of Southern NM (26215) – This fund is an award on behalf of the Bridge of Southern New Mexico to the College and Career High School. Funding is to be used for the expansion of the Early College High School Model.

Dual Credit Instructional Materials (27103) – To provide instructional materials to students in specific schools for dual credits.

2012 GO Bonds Student Library SB-66 (27107) - Statute specifies that the funds are available to acquire library books, equipment and library resources for public school libraries.

Formative Assessment Laws of 2012 (27111) – These funds are special appropriations to purchase formative assessments approved by the Public Education Department for English language arts and math in grades 4 through 10. These formative assessments will give teachers essential tools for monitoring student progress and making timely, strategic interventions throughout the school year.

New Mexico Reads to Lead K-3 (27114)– Funding to support the implementation of NM Reads to Lead for 10 state-funded reading coaches and one district lead reading coach.

Robotics (27116) – DPA Project 13-1413 appropriation to purchase and install robot equipment and related infrastructure for the public school robot education programs that participate in the annual robot competition in Albuquerque.

Technology for Education PED (27117) - The purpose of this grant is to assist the District to develop and implement a strategic, long-term plan for utilizing educational technology in the school system. Funds accounted for in this fund are received from the State of New Mexico. The authority for creation of this fund is NMSA 22-15A-1 to 22-15A-10.

Advanced Placement Stipend (27122) – Stipends determined by PED for two (2) teachers based up their ability to increase the proportion of the students receiving college credit in their AP Courses.

Incentives for School Improvement Act PED (27138) – To account for monies received from the Award for High Improving Schools provided by the State of New Mexico.

Pre K Initiative (27149) – To account for monies received from the State of New Mexico to be used to provide direct services to twenty 4 year old children in Pre-Kindergarten programs at Mariposa Elementary, and Tome Elementary.

Indian Education School District Initiative Grant (27150) – Indian Education school district initiative grant serving American Indian students for a summer cultural enrichment program.

Breakfast for Elementary Students (27155) -To help students develop lifelong healthy eating habits, while ensuring each one is prepared for the learning process.

Kindergarten - Three Plus (27166) - The purpose of K3 plus is to demonstrate that increased time in kindergarten and the early grades narrows the achievement gap between disadvantaged students and other students and increases cognitive skills and leads to higher test scores for all participants. K-3 plus is created as a six year pilot project that extends the school year for kindergarten through third grade for participating students and measures the effect of additional time on literacy, numeracy and social skills development.

2010 GOB Instructional Materials (27171) – To account for money received from the New Mexico State Department. Funds were used to purchase textbooks for schools within the District.

Innovative Solutions for Struggling Schools (27175) – Funding seeks to increase student proficiency for struggling learners in English 9 and Algebra I using a blended online solution for students in a regular classroom environment.

New Mexico Grown Fruit/Veg (27183) – Appropriation through the General Appropriations Act to distribute funding to schools districts and charter school for the purchase of New Mexico grown fruits and vegetables for school meal programs.

New Teacher and School Leader Evaluation (27184) – PED partnered with Teachscape Inc to coordinate the additional components of the districts training.

Partnership for Assessment of Reading for College and Carreers (PARCC, 27185) – Funding to remediate deficiencies in computer devices in order to comply with PARCC assessment requirements.

Graduation Reality and Dual Skills PED (28102) –This fund was created to work with at-risk students and students who deliver their babies.

School Wellness (28106) – To assist with the cost of providing students a healthier meal. This grant works in conjunction with the Food services department of APS

New Mexico Arts Division (28131) – Funding will be used to produce short art documentaries to be featured on the New Mexico PBS website.

Innovative Regional Quality Center (28180) – provide training to school level staff in the use of a systems approach to continuous improvement according to the PED School Improvement Framework. The funds will pay for trainers, training costs and to support the demonstration classrooms and schools that the RQC is developing and supporting.

Start Smart K-3 Utah State University Study (28191) - Grant focus is to improve and support families and child care providers with children age 0 through 5. The design is to ensure that children are healthy *and* ready to succeed in school.

Private Direct Grants (Categorical) (29102) – To account for local grants awarded to provide additional funding for specific projects.

City/County Grants (29107) – To account for city and county grants awarded to provide additional funding for specific projects.

Note: Many of the above described funds are actually reporting on multiple grants. These funds are associated with internal APS Grant Numbers, and are identifiable on the Statement of Revenues, Expenditures, and Changes in Fund Balance Budget (Non-GAAP Budgetary Basis) and Actual. The New Mexico Public Education Department defines the fund number in the upper right-hand corner. APS' grant numbers are in parentheses after the name of the fund on each page.

State of New Mexico
Albuquerque Municipal School District No. 12

Combining Balance Sheet
Nonmajor Special Revenue Funds
June 30, 2014

	Athletics 22000	Preschool IDEA-B 24109	IDEA-B Early Intervention Services 24112	Education of Homeless 24113	IDEA-B Private School Share 24115
ASSETS					
Cash and cash equivalents	$ 1,673,760	$ -	$ -	$ -	$ -
Accounts receivable					
Taxes	-	-	-	-	-
Due from other governments	-	-	-	-	-
Interfund receivables	-	-	-	-	-
Other	-	-	-	-	-
Inventory	-	-	-	-	-
Restricted cash and cash equivalents	-	-	-	-	-
Restricted Accounts receivable	3,530	174,291	-	51,587	51,099
Total assets	$ 1,677,290	$ 174,291	$ -	$ 51,587	$ 51,099
LIABILITIES					
Accounts payable	$ -	$ -	$ -	$ -	$ -
Accrued expenses	-	-	-	-	-
Accrued compensated absences	-	-	-	-	-
Interfund payables	-	174,291	-	51,587	51,099
Due to other governments	-	-	-	-	-
Liabilities payable from restricted assets	480	-	-	-	-
Total liabilities	480	174,291	-	51,587	51,099
DEFERRED INFLOWS OF RESOURCES	-	-	-	-	-
FUND BALANCES					
Restricted by Grantor	-	-	-	-	-
Restricted for Athletics Program	1,676,810	-	-	-	-
Total fund balances	1,676,810	-	-	-	-
Total liabilities,deferred inflow of resources, and fund balances	$ 1,677,290	$ 174,291	$ -	$ 51,587	$ 51,099

State of New Mexico
Albuquerque Municipal School District No. 12

Combining Balance Sheet
Nonmajor Special Revenue Funds
June 30, 2014

(Continued)

	21st Century Community Learning Centers 2008-2014 24119	IDEA B Risk Pool 24120	Title I 1003g Grant 24124	IDEA-B Results Plan 24138	English Language Acquisition 24153
ASSETS					
Cash and cash equivalents	$ -	$ -	$ -	$ -	$ -
Accounts receivable					
Taxes	-	-	-	-	-
Due from other governments	-	-	-	-	-
Interfund receivables	-	-	-	-	-
Other	-	-	-	-	-
Inventory	-	-	-	-	-
Restricted cash and cash equivalents	-	-	-	-	-
Restricted Accounts receivable	202,809	316,948	642,643	15,668	755,555
Total assets	$ 202,809	$ 316,948	$ 642,643	$ 15,668	$ 755,555
LIABILITIES					
Accounts payable	$ -	$ -	$ -	$ -	$ -
Accrued expenses	-	-	-	-	-
Accrued compensated absences	-	-	-	-	-
Interfund payables	202,809	316,948	642,643	15,668	745,351
Due to other governments	-	-	-	-	-
Liabilities payable from restricted assets	-	-	-	-	10,204
Total liabilities	202,809	316,948	642,643	15,668	755,555
DEFERRED INFLOWS OF RESOURCES	-	-	-	-	-
FUND BALANCES					
Restricted by Grantor	-	-	-	-	-
Restricted for Athletics Program	-	-	-	-	-
Total fund balances	-	-	-	-	-
Total liabilities,deferred inflow of resources, and fund balances	$ 202,809	$ 316,948	$ 642,643	$ 15,668	$ 755,555

State of New Mexico
Albuquerque Municipal School District No. 12

Combining Balance Sheet
Nonmajor Special Revenue Funds
June 30, 2014

(Continued)

	Teacher/Principal Training & Recruiting 24154	Title I School Improvement 24162	Carl D Perkins Special Projects Current 24171	Carl D Perkins Secondary Current 24174	Carl D Perkins Secondary PY Unliq. Oblig. 24175
ASSETS					
Cash and cash equivalents	$ -	$ -	$ -	$ -	$ -
Accounts receivable					
Taxes	-	-	-	-	-
Due from other governments	-	-	-	-	-
Interfund receivables	-	-	-	-	-
Other	-	-	-	-	-
Inventory	-	-	-	-	-
Restricted cash and cash equivalents	-	-	-	-	-
Restricted Accounts receivable	313,862	964,344	21,407	610,722	-
Total assets	$ 313,862	$ 964,344	$ 21,407	$ 610,722	$ -
LIABILITIES					
Accounts payable	$ -	$ -	$ -	$ -	$ -
Accrued expenses	-	-	-	-	-
Accrued compensated absences	-	-	-	-	-
Interfund payables	273,533	939,421	21,356	606,932	-
Due to other governments	-	-	-	-	-
Liabilities payable from restricted assets	40,329	24,923	51	3,790	-
Total liabilities	313,862	964,344	21,407	610,722	-
DEFERRED INFLOWS OF RESOURCES	-	-	-	-	-
FUND BALANCES					
Restricted by Grantor	-	-	-	-	-
Restricted for Athletics Program	-	-	-	-	-
Total fund balances	-	-	-	-	-
Total liabilities,deferred inflow of resources, and fund balances	$ 313,862	$ 964,344	$ 21,407	$ 610,722	$ -

State of New Mexico
Albuquerque Municipal School District No. 12

Combining Balance Sheet
Nonmajor Special Revenue Funds
June 30, 2014

(Continued)

	Carl D Perkins Secondary Redistribution 24176	Carl D Perkins HSTW-Current 24180	Carl D Perkins HSTW Redistribution 24182	Title I 1003g Grant Federal Stimulus 24224	Collaborative Research & Development 25112
ASSETS					
Cash and cash equivalents	$ -	$ -	$ -	$ -	$ -
Accounts receivable					
Taxes	-	-	-	-	-
Due from other governments	-	-	-	-	-
Interfund receivables	-	-	-	-	-
Other	-	-	-	-	-
Inventory	-	-	-	-	-
Restricted cash and cash equivalents	-	-	-	-	-
Restricted Accounts receivable	61,144	98,696	6,822	-	17,503
Total assets	$ 61,144	$ 98,696	$ 6,822	$ -	$ 17,503
LIABILITIES					
Accounts payable	$ -	$ -	$ -	$ -	$ -
Accrued expenses	-	-	-	-	-
Accrued compensated absences	-	-	-	-	-
Interfund payables	53,274	55,775	6,822	-	17,503
Due to other governments	-	-	-	-	-
Liabilities payable from restricted assets	7,870	42,921	-	-	-
Total liabilities	61,144	98,696	6,822	-	17,503
DEFERRED INFLOWS OF RESOURCES	-	-	-	-	-
FUND BALANCES					
Restricted by Grantor	-	-	-	-	-
Restricted for Athletics Program	-	-	-	-	-
Total fund balances	-	-	-	-	-
Total liabilities,deferred inflow of resources, and fund balances	$ 61,144	$ 98,696	$ 6,822	$ -	$ 17,503

State of New Mexico
Albuquerque Municipal School District No. 12

Combining Balance Sheet
Nonmajor Special Revenue Funds
June 30, 2014

(Continued)

	Title XX Health & Social Services 25129	Johnson O'Malley 25131	Impact Aid Special Education 25145	Impact Aid Indian Education 25147	Title XIX Medicaid 3/21 Years 25153
ASSETS					
Cash and cash equivalents	$ -	$ -	$ -	$ -	$ -
Accounts receivable					
Taxes	-	-	-	-	-
Due from other governments	-	-	-	-	-
Interfund receivables	-	-	-	-	-
Other	-	-	-	-	-
Inventory	-	-	-	-	-
Restricted cash and cash equivalents	-	-	1,454	8,038	5,222,706
Restricted Accounts receivable	-	59,808	-	94	874,119
Total assets	$ -	$ 59,808	$ 1,454	$ 8,132	$ 6,096,825
LIABILITIES					
Accounts payable	$ -	$ -	$ -	$ -	$ -
Accrued expenses	-	-	-	-	-
Accrued compensated absences	-	-	-	-	-
Interfund payables	-	59,808	-	-	-
Due to other governments	-	-	-	-	-
Liabilities payable from restricted assets	-	-	-	35	576
Total liabilities	-	59,808	-	35	576
DEFERRED INFLOWS OF RESOURCES	-	-	-	-	-
FUND BALANCES					
Restricted by Grantor	-	-	1,454	8,097	6,096,249
Restricted for Athletics Program	-	-	-	-	-
Total fund balances	-	-	1,454	8,097	6,096,249
Total liabilities,deferred inflow of resources, and fund balances	$ -	$ 59,808	$ 1,454	$ 8,132	$ 6,096,825

State of New Mexico
Albuquerque Municipal School District No. 12

Combining Balance Sheet
Nonmajor Special Revenue Funds
June 30, 2014

(Continued)

	School Leadership Program 25173	Indian Education Formula Grant 25184	ROTC 25200	Elementary School Counseling 25215	Smaller Learning Communities 25217
ASSETS					
Cash and cash equivalents	$ -	$ -	$ -	$ -	$ -
Accounts receivable					
Taxes	-	-	-	-	-
Due from other governments	-	-	-	-	-
Interfund receivables	-	-	-	-	-
Other	-	-	-	-	-
Inventory	-	-	-	-	-
Restricted cash and cash equivalents	-	-	-	-	-
Restricted Accounts receivable	210,207	335,740	-	113,245	469,378
Total assets	$ 210,207	$ 335,740	$ -	$ 113,245	$ 469,378
LIABILITIES					
Accounts payable	$ -	$ -	$ -	$ -	$ -
Accrued expenses	-	-	-	-	-
Accrued compensated absences	-	-	-	-	-
Interfund payables	173,151	335,615	-	113,245	441,865
Due to other governments	-	-	-	-	-
Liabilities payable from restricted assets	37,056	125	-	-	27,513
Total liabilities	210,207	335,740	-	113,245	469,378
DEFERRED INFLOWS OF RESOURCES	-	-	-	-	-
FUND BALANCES					
Restricted by Grantor	-	-	-	-	-
Restricted for Athletics Program	-	-	-	-	-
Total fund balances	-	-	-	-	-
Total liabilities,deferred inflow of resources, and fund balances	$ 210,207	$ 335,740	$ -	$ 113,245	$ 469,378

State of New Mexico
Albuquerque Municipal School District No. 12

Combining Balance Sheet
Nonmajor Special Revenue Funds
June 30, 2014

(Continued)

	Safe Drug Free School Community Natl. Prog. 25243	Federal U.S. Dept. of Interior Fish & Wildlife 25251	Bill & Melinda Gates Foundation 26104	ABEC-Job Mentor 26118	Corporation for Public Broadcasting 26161
ASSETS					
Cash and cash equivalents	$ -	$ -	$ -	$ -	$ -
Accounts receivable					
Taxes	-	-	-	-	-
Due from other governments	-	-	-	-	-
Interfund receivables	-	-	-	-	-
Other	-	-	-	-	-
Inventory	-	-	-	-	-
Restricted cash and cash equivalents	-	-	23,652	-	2,131
Restricted Accounts receivable	-	-	-	104,858	-
Total assets	$ -	$ -	$ 23,652	$ 104,858	$ 2,131
LIABILITIES					
Accounts payable	$ -	$ -	$ -	$ -	$ -
Accrued expenses	-	-	-	-	-
Accrued compensated absences	-	-	-	-	-
Interfund payables	-	-	-	104,858	-
Due to other governments	-	-	-	-	-
Liabilities payable from restricted assets	-	-	-	-	-
Total liabilities	-	-	-	104,858	-
DEFERRED INFLOWS OF RESOURCES	-	-	-	-	2,131
FUND BALANCES					
Restricted by Grantor	-	-	23,652	-	-
Restricted for Athletics Program	-	-	-	-	-
Total fund balances	-	-	23,652	-	-
Total liabilities,deferred inflow of resources, and fund balances	$ -	$ -	$ 23,652	$ 104,858	$ 2,131

State of New Mexico
Albuquerque Municipal School District No. 12

Combining Balance Sheet
Nonmajor Special Revenue Funds
June 30, 2014

(Continued)

	General Mills Foundation 26166	Microsoft Settlement Funds 26170	APS Foundation 26190	APS Homeless Project 26210
ASSETS				
Cash and cash equivalents	$ -	$ -	$ -	$ -
Accounts receivable				
Taxes	-	-	-	-
Due from other governments	-	-	-	-
Interfund receivables	-	-	-	-
Other	-	-	-	-
Inventory	-	-	-	-
Restricted cash and cash equivalents	496	234,635	194,310	7,472
Restricted Accounts receivable	-	-	6,157	8,656
Total assets	$ 496	$ 234,635	$ 200,467	$ 16,128
LIABILITIES				
Accounts payable	$ -	$ -	$ -	$ -
Accrued expenses	-	-	-	-
Accrued compensated absences	-	-	-	-
Interfund payables	-	-	-	-
Due to other governments	-	-	-	-
Liabilities payable from restricted assets	-	58,422	-	25
Total liabilities	-	58,422	-	25
DEFERRED INFLOWS OF RESOURCES	-	-	-	-
FUND BALANCES				
Restricted by Grantor	496	176,213	200,467	16,103
Restricted for Athletics Program	-	-	-	-
Total fund balances	496	176,213	200,467	16,103
Total liabilities,deferred inflow of resources, and fund balances	$ 496	$ 234,635	$ 200,467	$ 16,128

State of New Mexico
Albuquerque Municipal School District No. 12

Combining Balance Sheet
Nonmajor Special Revenue Funds
June 30, 2014

(Continued)

	Target School Grants 26211	Bridge of Southern NM 26215	Dual Credit Instructional Materials 27103	2012 GOB Student Library SB-66 27107	Formative Assessments Laws of 2012 27111
ASSETS					
Cash and cash equivalents	$ -	$ -	$ -	$ -	$ -
Accounts receivable					
Taxes	-	-	-	-	-
Due from other governments	-	-	-	-	-
Interfund receivables	-	-	-	-	-
Other	-	-	-	-	-
Inventory	-	-	-	-	-
Restricted cash and cash equivalents	24,163	97,520	-	-	-
Restricted Accounts receivable	-	-	47,858	323,686	-
Total assets	$ 24,163	$ 97,520	$ 47,858	$ 323,686	$ -
LIABILITIES					
Accounts payable	$ -	$ -	$ -	$ -	$ -
Accrued expenses	-	-	-	-	-
Accrued compensated absences	-	-	-	-	-
Interfund payables	-	-	47,858	323,668	-
Due to other governments	-	-	-	-	-
Liabilities payable from restricted assets	-	-	-	18	-
Total liabilities	-	-	47,858	323,686	-
DEFERRED INFLOWS OF RESOURCES	-	-	-	-	-
FUND BALANCES					
Restricted by Grantor	24,163	97,520	-	-	-
Restricted for Athletics Program	-	-	-	-	-
Total fund balances	24,163	97,520	-	-	-
Total liabilities,deferred inflow of resources, and fund balances	$ 24,163	$ 97,520	$ 47,858	$ 323,686	$ -

State of New Mexico
Albuquerque Municipal School District No. 12

Combining Balance Sheet
Nonmajor Special Revenue Funds
June 30, 2014

(Continued)

	New Mexico Reads for Lead K-3 27114	Robotics Award 27116	Technology for Education PED 27117	Advanced Placement Stipend 27122	Incentives for School Imprv Act PED 27138
ASSETS					
Cash and cash equivalents	$ -	$ -	$ -	$ -	$ -
Accounts receivable					
Taxes	-	-	-	-	-
Due from other governments	-	-	-	-	-
Interfund receivables	-	-	263,032	-	6,104
Other	-	-	-	-	-
Inventory	-	-	-	-	-
Restricted cash and cash equivalents	-	-	-	-	-
Restricted Accounts receivable	49,133	18,593	-	10,000	-
Total assets	$ 49,133	$ 18,593	$ 263,032	$ 10,000	$ 6,104
LIABILITIES					
Accounts payable	$ -	$ -	$ -	$ -	$ -
Accrued expenses	-	-	-	-	-
Accrued compensated absences	-	-	-	-	-
Interfund payables	49,093	18,593	-	10,000	-
Due to other governments	-	-	-	-	-
Liabilities payable from restricted assets	40	-	-	-	-
Total liabilities	49,133	18,593	-	10,000	-
DEFERRED INFLOWS OF RESOURCES	-	-	-	-	-
FUND BALANCES					
Restricted by Grantor	-	-	263,032	-	6,104
Restricted for Athletics Program	-	-	-	-	-
Total fund balances	-	-	263,032	-	6,104
Total liabilities,deferred inflow of resources, and fund balances	$ 49,133	$ 18,593	$ 263,032	$ 10,000	$ 6,104

State of New Mexico
Albuquerque Municipal School District No. 12

Combining Balance Sheet
Nonmajor Special Revenue Funds
June 30, 2014

(Continued)

	PreK Initiative 27149	Indian Education School District Initiative 27150	Breakfast for Elementary Students 27155	Kindergarten-Three Plus 27166	2010 GOB Instructional Materials 27171
ASSETS					
Cash and cash equivalents	$ -	$ -	$ -	$ -	$ -
Accounts receivable					
Taxes	-	-	-	-	-
Due from other governments	-	-	-	-	-
Interfund receivables	-	-	-	-	-
Other	-	-	-	-	-
Inventory	-	-	-	-	-
Restricted cash and cash equivalents	-	-	-	-	-
Restricted Accounts receivable	947,676	19,192	43,421	2,091,278	60,199
Total assets	$ 947,676	$ 19,192	$ 43,421	$ 2,091,278	$ 60,199
LIABILITIES					
Accounts payable	$ -	$ -	$ -	$ -	$ -
Accrued expenses	-	-	-	-	-
Accrued compensated absences	-	-	-	-	-
Interfund payables	947,676	19,192	43,421	2,037,756	60,199
Due to other governments	-	-	-	-	-
Liabilities payable from restricted assets	-	-	-	53,522	-
Total liabilities	947,676	19,192	43,421	2,091,278	60,199
DEFERRED INFLOWS OF RESOURCES	-	-	-	-	-
FUND BALANCES					
Restricted by Grantor	-	-	-	-	-
Restricted for Athletics Program	-	-	-	-	-
Total fund balances	-	-	-	-	-
Total liabilities,deferred inflow of resources, and fund balances	$ 947,676	$ 19,192	$ 43,421	$ 2,091,278	$ 60,199

State of New Mexico
Albuquerque Municipal School District No. 12

Combining Balance Sheet
Nonmajor Special Revenue Funds
June 30, 2014

(Continued)

	Innovative Solutions for Struggling Schools 27175	NM Grown Fruit/Veg 27183	New Teacher & School Leader Eval. 27184	Partnership for Assess-ment of Reading for College and Careers 27185	Graduation Reality & Dual Skills PED 28102
ASSETS					
Cash and cash equivalents	$ -	$ -	$ -	$ -	$ -
Accounts receivable					
Taxes	-	-	-	-	-
Due from other governments	-	-	-	-	-
Interfund receivables	-	-	-	-	-
Other	-	-	-	-	-
Inventory	-	-	-	-	-
Restricted cash and cash equivalents	-	-	-	-	-
Restricted Accounts receivable	-	591	52,419	106,773	48,081
Total assets	$ -	$ 591	$ 52,419	$ 106,773	$ 48,081
LIABILITIES					
Accounts payable	$ -	$ -	$ -	$ -	$ -
Accrued expenses	-	-	-	-	-
Accrued compensated absences	-	-	-	-	-
Interfund payables	-	591	52,419	100,691	48,081
Due to other governments	-	-	-	-	-
Liabilities payable from restricted assets	-	-	-	6,082	-
Total liabilities	-	591	52,419	106,773	48,081
DEFERRED INFLOWS OF RESOURCES	-	-	-	-	-
FUND BALANCES					
Restricted by Grantor	-	-	-	-	-
Restricted for Athletics Program	-	-	-	-	-
Total fund balances	-	-	-	-	-
Total liabilities,deferred inflow of resources, and fund balances	$ -	$ 591	$ 52,419	$ 106,773	$ 48,081

State of New Mexico
Albuquerque Municipal School District No. 12

Combining Balance Sheet
Nonmajor Special Revenue Funds
June 30, 2014

(Continued)

	School Wellness 28106	New Mexico Arts Division 28131	Innovative Regional Quality Center 28180	Start Smart K-3 Utah State University Study 28191	Private Direct Grants (Categorical) 29102
ASSETS					
Cash and cash equivalents	$ -	$ -	$ -	$ -	$ -
Accounts receivable					
Taxes	-	-	-	-	-
Due from other governments	-	-	-	-	-
Interfund receivables	93	-	934	-	9,059
Other	-	-	-	-	-
Inventory	-	-	-	-	-
Restricted cash and cash equivalents	-	-	-	-	-
Restricted Accounts receivable	-	7,007	-	255,986	-
Total assets	$ 93	$ 7,007	$ 934	$ 255,986	$ 9,059
LIABILITIES					
Accounts payable	$ -	$ -	$ -	$ -	$ -
Accrued expenses	-	-	-	-	-
Accrued compensated absences	-	-	-	-	-
Interfund payables	-	7,007	-	247,061	-
Due to other governments	-	-	-	-	-
Liabilities payable from restricted assets	-	-	-	8,925	-
Total liabilities	-	7,007	-	255,986	-
DEFERRED INFLOWS OF RESOURCES	-	-	-	-	-
FUND BALANCES					
Restricted by Grantor	93	-	934	-	9,059
Restricted for Athletics Program	-	-	-	-	-
Total fund balances	93	-	934	-	9,059
Total liabilities,deferred inflow of resources, and fund balances	$ 93	$ 7,007	$ 934	$ 255,986	$ 9,059

State of New Mexico
Albuquerque Municipal School District No. 12

Combining Balance Sheet
Nonmajor Special Revenue Funds
June 30, 2014

(Continued)

	City/County Grants 29107	Total
ASSETS		
Cash and cash equivalents	$ -	$ 1,673,760
Accounts receivable		
Taxes	-	-
Due from other governments	-	-
Interfund receivables	-	279,222
Other	-	-
Inventory	-	-
Restricted cash and cash equivalents	-	5,816,577
Restricted Accounts receivable	791,253	11,364,038
Total assets	$ 791,253	$ 19,133,597
LIABILITIES		
Accounts payable	$ -	$ -
Accrued expenses	-	-
Accrued compensated absences	-	-
Interfund payables	616,124	10,032,984
Due to other governments	-	-
Liabilities payable from restricted assets	890	323,797
Total liabilities	617,014	10,356,781
DEFERRED INFLOWS OF RESOURCES	144,000	146,131
FUND BALANCES		
Restricted by Grantor	30,239	6,953,875
Restricted for Athletics Program	-	1,676,810
Total fund balances	30,239	8,630,685
Total liabilities,deferred inflow of resources, and fund balances	$ 791,253	$ 19,133,597

State of New Mexico
Albuquerque Municipal School District No. 12

Combining Statement of Revenues, Expenditures, and Changes in Fund Balances
Nonmajor Special Revenues Funds
For the Year Ended June 30, 2014

	Athletics 22000	Preschool IDEA-B 24109	IDEA-B Early Intervention Services 24112	Education of Homeless 24113	IDEA-B Private School Share 24115	21st Century Community Learning Centers 2008-2014 24119
REVENUES						
Property taxes	$ -	$ -	$ -	$ -	$ -	$ -
State grants	-	-	-	-	-	-
Federal grants	-	354,635	-	76,114	170,227	288,134
Miscellaneous	1,063,757	-	-	-	-	-
Interest	3,239	-	-	-	-	-
Total revenues	1,066,996	354,635	-	76,114	170,227	288,134
EXPENDITURES						
Current						
Instruction	1,029,039	-	-	76,114	-	249,784
Support Services						
Students	-	-	-	-	-	-
Instruction	-	-	-	-	-	-
General Administration	-	8,020	-	-	-	-
School Administration	-	346,615	-	-	170,227	-
Central Services	-	-	-	-	-	9,565
Operation & Maintenance of Plant	-	-	-	-	-	-
Student Transportation	-	-	-	-	-	20,785
Other Support Services	-	-	-	-	-	-
Food Services Operations	-	-	-	-	-	-
Community Service	-	-	-	-	-	8,000
Facilities, Supplies and Materials	-	-	-	-	-	-
Debt service						
Principal	-	-	-	-	-	-
Interest	-	-	-	-	-	-
Bond Issuance Costs	-	-	-	-	-	-
Capital outlay	-	-	-	-	-	-
Total expenditures	1,029,039	354,635	-	76,114	170,227	288,134
Excess (deficiency) of revenues over (under) expenditures	37,957	-	-	-	-	-
OTHER FINANCING SOURCES (USES)						
Transfers	-	-	-	-	-	-
Debt issuance	-	-	-	-	-	-
Total other financing sources (uses)	-	-	-	-	-	-
Net changes in fund balances	37,957	-	-	-	-	-
Fund balances - beginning of year	1,638,853	-	-	-	-	-
Fund balances - end of year	$ 1,676,810	$ -	$ -	$ -	$ -	$ -

State of New Mexico
Albuquerque Municipal School District No. 12
Combining Statement of Revenues, Expenditures, and Changes in Fund Balances
Nonmajor Special Revenues Funds
For the Year Ended June 30, 2014

(Continued)

	IDEA B Risk Pool 24120	Title I 1003g Grant 24124	IDEA-B Results Plan 24138	English Language Acquisition 24153	Teacher/Principal Training & Recruiting 24154	Title I School Improvement 24162
REVENUES						
Property taxes	$ -	$ -	$ -	$ -	$ -	$ -
State grants	-	-	-	-	-	-
Federal grants	316,948	1,827,509	121,959	1,010,456	3,190,371	1,332,802
Miscellaneous	-	-	-	-	-	-
Interest	-	-	-	-	-	-
Total revenues	316,948	1,827,509	121,959	1,010,456	3,190,371	1,332,802
EXPENDITURES						
Current						
Instruction	-	1,575,847	121,959	948,483	2,721,572	937,267
Support Services						
Students	205,105	86,410	-	10,526	17,050	-
Instruction	-	-	-	14,440	24,591	-
General Administration	-	42,123	-	-	72,632	-
School Administration	-	123,129	-	-	16,386	1,423
Central Services	111,843	-	-	37,007	338,140	394,112
Operation & Maintenance of Plant	-	-	-	-	-	-
Student Transportation	-	-	-	-	-	-
Other Support Services	-	-	-	-	-	-
Food Services Operations	-	-	-	-	-	-
Community Service	-	-	-	-	-	-
Facilities, Supplies and Materials	-	-	-	-	-	-
Debt service						
Principal	-	-	-	-	-	-
Interest	-	-	-	-	-	-
Bond Issuance Costs	-	-	-	-	-	-
Capital outlay	-	-	-	-	-	-
Total expenditures	316,948	1,827,509	121,959	1,010,456	3,190,371	1,332,802
Excess (deficiency) of revenues over (under) expenditures	-	-	-	-	-	-
OTHER FINANCING SOURCES (USES)						
Transfers	-	-	-	-	-	-
Debt issuance	-	-	-	-	-	-
Total other financing sources (uses)	-	-	-	-	-	-
Net changes in fund balances	-	-	-	-	-	-
Fund balances - beginning of year	-	-	-	-	-	-
Fund balances - end of year	$ -	$ -	$ -	$ -	$ -	$ -

State of New Mexico
Albuquerque Municipal School District No. 12
Combining Statement of Revenues, Expenditures, and Changes in Fund Balances
Nonmajor Special Revenues Funds
For the Year Ended June 30, 2014

(Continued)

	Carl D Perkins Special Projects Current 24171	Carl D Perkins Secondary Current 24174	Carl D Perkins Secondary PY Unliq. Oblig. 24175	Carl D Perkins Secondary Redistribution 24176	Carl D Perkins HSTW-Current 24180	Carl D Perkins HSTW Redistribution 24182
REVENUES						
Property taxes	$ -	$ -	$ -	$ -	$ -	$ -
State grants	-	-	-	-	-	-
Federal grants	48,540	948,678	3,192	143,539	109,652	10,486
Miscellaneous	-	-	-	-	-	-
Interest	-	-	-	-	-	-
Total revenues	48,540	948,678	3,192	143,539	109,652	10,486
EXPENDITURES						
Current						
Instruction	48,540	650,682	3,192	139,971	23,308	9,461
Support Services						
Students	-	259,179	-	-	-	-
Instruction	-	-	-	-	-	-
General Administration	-	20,081	-	3,568	502	-
School Administration	-	18,736	-	-	-	1,025
Central Services	-	-	-	-	85,842	-
Operation & Maintenance of Plant	-	-	-	-	-	-
Student Transportation	-	-	-	-	-	-
Other Support Services	-	-	-	-	-	-
Food Services Operations	-	-	-	-	-	-
Community Service	-	-	-	-	-	-
Facilities, Supplies and Materials	-	-	-	-	-	-
Debt service						
Principal	-	-	-	-	-	-
Interest	-	-	-	-	-	-
Bond Issuance Costs	-	-	-	-	-	-
Capital outlay	-	-	-	-	-	-
Total expenditures	48,540	948,678	3,192	143,539	109,652	10,486
Excess (deficiency) of revenues over (under) expenditures	-	-	-	-	-	-
OTHER FINANCING SOURCES (USES)						
Transfers	-	-	-	-	-	-
Debt issuance	-	-	-	-	-	-
Total other financing sources (uses)	-	-	-	-	-	-
Net changes in fund balances	-	-	-	-	-	-
Fund balances - beginning of year	-	-	-	-	-	-
Fund balances - end of year	$ -	$ -	$ -	$ -	$ -	$ -

State of New Mexico
Albuquerque Municipal School District No. 12
Combining Statement of Revenues, Expenditures, and Changes in Fund Balances
Nonmajor Special Revenues Funds
For the Year Ended June 30, 2014

(Continued)

	Title I 1003g Grant Federal Stimulus 24224	Collaborative Research & Development 25112	Title XX Health & Social Services 25129	Johnson O'Malley 25131	Impact Aid Special Education 25145	Impact Aid Indian Education 25147
REVENUES						
Property taxes	$ -	$ -	$ -	$ -	$ -	$ -
State grants	-	-	-	-	-	-
Federal grants	-	18,493	410,434	153,883	-	235
Miscellaneous	-	-	-	-	-	-
Interest	-	-	-	-	-	-
Total revenues	-	18,493	410,434	153,883	-	235
EXPENDITURES						
Current						
Instruction	-	18,493	409,647	109,142	-	6,040
Support Services						
Students	-	-	787	35,929	40,700	478
Instruction	-	-	-	8,085	-	-
General Administration	-	-	-	175	-	-
School Administration	-	-	-	-	-	-
Central Services	-	-	-	-	-	-
Operation & Maintenance of Plant	-	-	-	552	-	-
Student Transportation	-	-	-	-	-	-
Other Support Services	-	-	-	-	-	-
Food Services Operations	-	-	-	-	-	-
Community Service	-	-	-	-	-	-
Facilities, Supplies and Materials	-	-	-	-	-	-
Debt service						
Principal	-	-	-	-	-	-
Interest	-	-	-	-	-	-
Bond Issuance Costs	-	-	-	-	-	-
Capital outlay	-	-	-	-	-	-
Total expenditures	-	18,493	410,434	153,883	40,700	6,518
Excess (deficiency) of revenues over (under) expenditures	-	-	-	-	(40,700)	(6,283)
OTHER FINANCING SOURCES (USES)						
Transfers	-	-	-	-	-	-
Debt issuance	-	-	-	-	-	-
Total other financing sources (uses)	-	-	-	-	-	-
Net changes in fund balances	-	-	-	-	(40,700)	(6,283)
Fund balances - beginning of year	-	-	-	-	42,154	14,380
Fund balances - end of year	$ -	$ -	$ -	$ -	$ 1,454	$ 8,097

State of New Mexico
Albuquerque Municipal School District No. 12
Combining Statement of Revenues, Expenditures, and Changes in Fund Balances
Nonmajor Special Revenues Funds
For the Year Ended June 30, 2014

(Continued)

	Title XIX Medicaid 3/21 Years 25153	School Leadership Program 25173	Indian Education Formula Grant 25184	ROTC 25200	Elementary School Counseling 25215	Smaller Learning Communities 25217
REVENUES						
Property taxes	$ -	$ -	$ -	$ -	$ -	$ -
State grants	-	-	-	-	-	-
Federal grants	5,539,877	641,960	1,020,005	21,995	446,829	1,079,550
Miscellaneous	-	-	-	-	-	-
Interest	-	-	-	-	-	-
Total revenues	5,539,877	641,960	1,020,005	21,995	446,829	1,079,550
EXPENDITURES						
Current						
Instruction	65,752	174,309	962,751	21,995	-	712,950
Support Services						
Students	5,917,166	8,203	-	-	436,286	-
Instruction	-	232,568	-	-	-	342,296
General Administration	139,684	14,443	23,108	-	10,543	24,304
School Administration	-	212,437	-	-	-	-
Central Services	24,246	-	34,146	-	-	-
Operation & Maintenance of Plant	10,975	-	-	-	-	-
Student Transportation	-	-	-	-	-	-
Other Support Services	-	-	-	-	-	-
Food Services Operations	-	-	-	-	-	-
Community Service	-	-	-	-	-	-
Facilities, Supplies and Materials	-	-	-	-	-	-
Debt service						
Principal	-	-	-	-	-	-
Interest	-	-	-	-	-	-
Bond Issuance Costs	-	-	-	-	-	-
Capital outlay	-	-	-	-	-	-
Total expenditures	6,157,823	641,960	1,020,005	21,995	446,829	1,079,550
Excess (deficiency) of revenues over (under) expenditures	(617,946)	-	-	-	-	-
OTHER FINANCING SOURCES (USES)						
Transfers	-	-	-	-	-	-
Debt issuance	-	-	-	-	-	-
Total other financing sources (uses)	-	-	-	-	-	-
Net changes in fund balances	(617,946)	-	-	-	-	-
Fund balances - beginning of year	6,714,195	-	-	-	-	-
Fund balances - end of year	$ 6,096,249	$ -	$ -	$ -	$ -	$ -

State of New Mexico
Albuquerque Municipal School District No. 12
Combining Statement of Revenues, Expenditures, and Changes in Fund Balances
Nonmajor Special Revenues Funds
For the Year Ended June 30, 2014

(Continued)

	Safe Drug Free School Community Natl. Prog. 25243	Federal- U.S. Dept. of Interior Fish & Wildlife 25251	Bill & Melinda Gates Foundation 26104	ABEC- Job Mentor 26118	Corporation for Public Broadcasting 26161	General Mills Foundation 26166
REVENUES						
Property taxes	$ -	$ -	$ -	$ -	$ -	$ -
State grants	-	-	-	-	-	-
Federal grants	-	1,430	-	-	-	-
Miscellaneous	-	-	-	138,232	210,723	10,700
Interest	-	-	-	-	-	-
Total revenues	-	1,430	-	138,232	210,723	10,700
EXPENDITURES						
Current						
Instruction	-	1,430	14,114	131,595	-	9,157
Support Services						
Students	-	-	-	-	210,723	1,047
Instruction	-	-	-	-	-	-
General Administration	-	-	217	-	-	-
School Administration	-	-	-	-	-	-
Central Services	-	-	-	6,637	-	-
Operation & Maintenance of Plant	-	-	-	-	-	-
Student Transportation	-	-	-	-	-	-
Other Support Services	-	-	-	-	-	-
Food Services Operations	-	-	-	-	-	-
Community Service	-	-	-	-	-	-
Facilities, Supplies and Materials	-	-	-	-	-	-
Debt service						
Principal	-	-	-	-	-	-
Interest	-	-	-	-	-	-
Bond Issuance Costs	-	-	-	-	-	-
Capital outlay	-	-	-	-	-	-
Total expenditures	-	1,430	14,331	138,232	210,723	10,204
Excess (deficiency) of revenues over (under) expenditures	-	-	(14,331)	-	-	496
OTHER FINANCING SOURCES (USES)						
Transfers	-	-	-	-	-	-
Debt issuance	-	-	-	-	-	-
Total other financing sources (uses)	-	-	-	-	-	-
Net changes in fund balances	-	-	(14,331)	-	-	496
Fund balances - beginning of year	-	-	37,983	-	-	-
Fund balances - end of year	$ -	$ -	$ 23,652	$ -	$ -	$ 496

State of New Mexico
Albuquerque Municipal School District No. 12
Combining Statement of Revenues, Expenditures, and Changes in Fund Balances
Nonmajor Special Revenues Funds
For the Year Ended June 30, 2014

(Continued)

	Microsoft Settlement Funds 26170	APS Foundation 26190	APS Homeless Project 26210	Target School Grants 26211	Bridge of Southern NM 26215	Dual Credit Instructional Materials 27103
REVENUES						
Property taxes	$ -	$ -	$ -	$ -	$ -	$ -
State grants	-	-	-	-	-	159,589
Federal grants	-	-	-	-	-	-
Miscellaneous	-	65,178	84,446	-	99,965	-
Interest	-	-	-	-	-	-
Total revenues	-	65,178	84,446	-	99,965	159,589
EXPENDITURES						
Current						
Instruction	159	48,824	48,780	26,641	2,445	159,589
Support Services						
Students	-	-	-	-	-	-
Instruction	183,399	424	-	-	-	-
General Administration	-	-	-	-	-	-
School Administration	-	-	-	-	-	-
Central Services	-	-	-	-	-	-
Operation & Maintenance of Plant	-	-	-	-	-	-
Student Transportation	-	-	-	-	-	-
Other Support Services	-	-	-	-	-	-
Food Services Operations	-	-	26,025	-	-	-
Community Service	-	-	-	-	-	-
Facilities, Supplies and Materials	-	-	-	-	-	-
Debt service						
Principal	-	-	-	-	-	-
Interest	-	-	-	-	-	-
Bond Issuance Costs	-	-	-	-	-	-
Capital outlay	-	-	-	-	-	-
Total expenditures	183,558	49,248	74,805	26,641	2,445	159,589
Excess (deficiency) of revenues over (under) expenditures	(183,558)	15,930	9,641	(26,641)	97,520	-
OTHER FINANCING SOURCES (USES)						
Transfers	-	-	-	-	-	-
Debt issuance	-	-	-	-	-	-
Total other financing sources (uses)	-	-	-	-	-	-
Net changes in fund balances	(183,558)	15,930	9,641	(26,641)	97,520	-
Fund balances - beginning of year	359,771	184,537	6,462	50,804	-	-
Fund balances - end of year	$ 176,213	$ 200,467	$ 16,103	$ 24,163	$ 97,520	$ -

State of New Mexico
Albuquerque Municipal School District No. 12
Combining Statement of Revenues, Expenditures, and Changes in Fund Balances
Nonmajor Special Revenues Funds
For the Year Ended June 30, 2014

(Continued)

	2012 GOB Student Library SB-66 27107	Formative Assessments Laws of 2012 27111	New Mexico Reads for Lead K-3 27114	Robotics Award 27116	Technology for Education PED 27117	Advanced Placement Stipend 27122
REVENUES						
Property taxes	$ -	$ -	$ -	$ -	$ -	$ -
State grants	361,233	-	49,133	18,593	-	10,000
Federal grants	-	-	-	-	-	-
Miscellaneous	-	-	-	-	-	-
Interest	-	-	-	-	-	-
Total revenues	361,233	-	49,133	18,593	-	10,000
EXPENDITURES						
Current						
Instruction	-	-	49,133	18,593	56,394	10,000
Support Services						
Students	-	-	-	-	-	-
Instruction	361,233	-	-	-	-	-
General Administration	-	-	-	-	11,009	-
School Administration	-	-	-	-	441,727	-
Central Services	-	-	-	-	-	-
Operation & Maintenance of Plant	-	-	-	-	-	-
Student Transportation	-	-	-	-	-	-
Other Support Services	-	-	-	-	-	-
Food Services Operations	-	-	-	-	-	-
Community Service	-	-	-	-	-	-
Facilities, Supplies and Materials	-	-	-	-	-	-
Debt service						
Principal	-	-	-	-	-	-
Interest	-	-	-	-	-	-
Bond Issuance Costs	-	-	-	-	-	-
Capital outlay	-	-	-	-	-	-
Total expenditures	361,233	-	49,133	18,593	509,130	10,000
Excess (deficiency) of revenues over (under) expenditures	-	-	-	-	(509,130)	-
OTHER FINANCING SOURCES (USES)						
Transfers	-	-	-	-	-	-
Debt issuance	-	-	-	-	-	-
Total other financing sources (uses)	-	-	-	-	-	-
Net changes in fund balances	-	-	-	-	(509,130)	-
Fund balances - beginning of year	-	-	-	-	772,162	-
Fund balances - end of year	$ -	$ -	$ -	$ -	$ 263,032	$ -

State of New Mexico
Albuquerque Municipal School District No. 12
Combining Statement of Revenues, Expenditures, and Changes in Fund Balances
Nonmajor Special Revenues Funds
For the Year Ended June 30, 2014

(Continued)

	Incentives for School Imprv Act PED 27138	PreK Initiative 27149	Indian Education School District Initiative Grant 27150	Breakfast for Elementary Students 27155	Kindergarten-Three Plus 27166	2010 GOB Instructional Materials 27171
REVENUES						
Property taxes	$ -	$ -	$ -	$ -	$ -	$ -
State grants	-	2,380,368	19,192	498,524	4,269,741	198,927
Federal grants	-	-	-	-	-	-
Miscellaneous	-	-	-	-	-	-
Interest	-	-	-	-	-	-
Total revenues	-	2,380,368	19,192	498,524	4,269,741	198,927
EXPENDITURES						
Current						
Instruction	36	2,246,622	18,374	-	3,332,609	198,927
Support Services						
Students	-	94,108	-	-	331,855	-
Instruction	-	24,361	-	-	67,377	-
General Administration	-	15,277	-	-	-	-
School Administration	-	-	-	-	318,988	-
Central Services	-	-	-	-	132,737	-
Operation & Maintenance of Plant	-	-	818	-	-	-
Student Transportation	-	-	-	-	86,175	-
Other Support Services	-	-	-	-	-	-
Food Services Operations	-	-	-	498,524	-	-
Community Service	-	-	-	-	-	-
Facilities, Supplies and Materials	-	-	-	-	-	-
Debt service						
Principal	-	-	-	-	-	-
Interest	-	-	-	-	-	-
Bond Issuance Costs	-	-	-	-	-	-
Capital outlay	-	-	-	-	-	-
Total expenditures	36	2,380,368	19,192	498,524	4,269,741	198,927
Excess (deficiency) of revenues over (under) expenditures	(36)	-	-	-	-	-
OTHER FINANCING SOURCES (USES)						
Transfers	-	-	-	-	-	-
Debt issuance	-	-	-	-	-	-
Total other financing sources (uses)	-	-	-	-	-	-
Net changes in fund balances	(36)	-	-	-	-	-
Fund balances - beginning of year	6,140	-	-	-	-	-
Fund balances - end of year	$ 6,104	$ -	$ -	$ -	$ -	$ -

State of New Mexico
Albuquerque Municipal School District No. 12
Combining Statement of Revenues, Expenditures, and Changes in Fund Balances
Nonmajor Special Revenues Funds
For the Year Ended June 30, 2014

(Continued)

	Innovative Solutions for Struggling Schools 27175	NM Grown Fruit/Veg 27183	New Teacher & School Leader Eval. 27184	Partnership for Assessment of Reading for College and Careers 27185	Graduation Reality & Dual Skills PED 28102	School Wellness 28106
REVENUES						
Property taxes	$ -	$ -	$ -	$ -	$ -	$ -
State grants	-	591	52,419	1,497,446	54,051	-
Federal grants	-	-	-	-	-	-
Miscellaneous	-	-	-	-	-	-
Interest	-	-	-	-	-	-
Total revenues	-	591	52,419	1,497,446	54,051	-
EXPENDITURES						
Current						
Instruction	-	-	52,419	1,390,673	44,188	-
Support Services						
Students	-	-	-	-	-	-
Instruction	-	-	-	-	8,695	-
General Administration	-	-	-	-	1,168	-
School Administration	-	-	-	-	-	-
Central Services	-	-	-	106,773	-	-
Operation & Maintenance of Plant	-	-	-	-	-	-
Student Transportation	-	-	-	-	-	-
Other Support Services	-	-	-	-	-	-
Food Services Operations	-	591	-	-	-	-
Community Service	-	-	-	-	-	-
Facilities, Supplies and Materials	-	-	-	-	-	-
Debt service						
Principal	-	-	-	-	-	-
Interest	-	-	-	-	-	-
Bond Issuance Costs	-	-	-	-	-	-
Capital outlay	-	-	-	-	-	-
Total expenditures	-	591	52,419	1,497,446	54,051	-
Excess (deficiency) of revenues over (under) expenditures	-	-	-	-	-	-
OTHER FINANCING SOURCES (USES)						
Transfers	-	-	-	-	-	-
Debt issuance	-	-	-	-	-	-
Total other financing sources (uses)	-	-	-	-	-	-
Net changes in fund balances	-	-	-	-	-	-
Fund balances - beginning of year	-	-	-	-	-	93
Fund balances - end of year	$ -	$ -	$ -	$ -	$ -	$ 93

State of New Mexico
Albuquerque Municipal School District No. 12
Combining Statement of Revenues, Expenditures, and Changes in Fund Balances
Nonmajor Special Revenues Funds
For the Year Ended June 30, 2014

(Continued)

	New Mexico Arts Division 28131	Innovative Regional Quality Center 28180	Start Smart K-3 Utah State University Study 28191	Private Direct Grants (Categorical) 29102	City/County Grants 29107	Total
REVENUES						
Property taxes	$ -	$ -	$ -	$ -	$ -	$ -
State grants	7,007	-	-	-	-	9,576,814
Federal grants	-	-	730,559	-	-	20,018,492
Miscellaneous	-	-	-	-	1,491,646	3,164,647
Interest	-	-	-	-	-	3,239
Total revenues	7,007	-	730,559	-	1,491,646	32,763,192
EXPENDITURES						
Current						
Instruction	-	-	457,163	5,975	998,906	20,339,044
Support Services						
Students	-	-	82,736	-	374,684	8,112,972
Instruction	-	1,162	13,510	-	-	1,282,141
General Administration	-	-	-	-	2,663	389,517
School Administration	-	-	132,825	-	-	1,783,518
Central Services	7,007	-	-	-	85,154	1,373,209
Operation & Maintenance of Plant	-	-	-	2,745	-	15,090
Student Transportation	-	-	44,325	-	-	151,285
Other Support Services	-	-	-	-	-	-
Food Services Operations	-	-	-	-	-	525,140
Community Service	-	-	-	-	-	8,000
Facilities, Supplies and Materials	-	-	-	-	-	-
Debt service						
Principal	-	-	-	-	-	-
Interest	-	-	-	-	-	-
Bond Issuance Costs	-	-	-	-	-	-
Capital outlay	-	-	-	-	-	-
Total expenditures	7,007	1,162	730,559	8,720	1,461,407	33,979,916
Excess (deficiency) of revenues over (under) expenditures	-	(1,162)	-	(8,720)	30,239	(1,216,724)
OTHER FINANCING SOURCES (USES)						
Transfers	-	-	-	-	-	-
Debt issuance	-	-	-	-	-	-
Total other financing sources (uses)	-	-	-	-	-	-
Net changes in fund balances	-	(1,162)	-	(8,720)	30,239	(1,216,724)
Fund balances - beginning of year	-	2,096	-	17,779	-	9,847,409
Fund balances - end of year	$ -	$ 934	$ -	$ 9,059	$ 30,239	$ 8,630,685

State of New Mexico
Albuquerque Municipal School District No. 12

Athletics Special Revenue Fund (22000)

Schedule of Revenues, Expenditures, and Changes in Fund Balance
Budget (Non - GAAP Budgetary Basis) and Actual
For the Year Ended June 30, 2014

	Budgeted Amounts			
	Original Budget	Final Budget	Actual	Variance
REVENUES				
Property taxes	$ -	$ -	$ -	$ -
State grants	-	-	-	-
Federal grants	-	-	-	-
Miscellaneous	1,075,000	1,075,000	1,061,142	(13,858)
Interest	-	-	3,239	3,239
Total revenues	1,075,000	1,075,000	1,064,381	(10,619)
EXPENDITURES				
Instruction	2,606,329	2,712,923	1,028,544	1,684,379
Support Services				
Students	-	-	-	-
Instruction	-	-	-	-
General Administration	-	-	-	-
School Administration	-	-	-	-
Central Services	-	-	-	-
Operation & Maintenance of Plant	-	-	-	-
Student Transportation	-	-	-	-
Other Support Services	-	-	-	-
Food Services Operations	-	-	-	-
Community Services	-	-	-	-
Debt service				
Principal	-	-	-	-
Interest	-	-	-	-
Capital outlay	-	-	-	-
Total expenditures	2,606,329	2,712,923	1,028,544	1,684,379
Excess (deficiency) of revenues over (under) expenditures	(1,531,329)	(1,637,923)	35,837	1,673,760
Designated cash	1,531,329	1,637,923	-	(1,637,923)
OTHER FINANCING SOURCES (USES)				
Transfers	-	-	-	-
Debt issuance	-	-	-	-
Total other financing sources (uses)	-	-	-	-
Net changes in fund balances	-	-	35,837	35,837
Fund balances - beginning of year	-	-	1,637,923	1,637,923
Fund balances - end of year	$ -	$ -	$ 1,673,760	$ 1,673,760
RECONCILIATION TO GAAP BASIS				
Adjustments to revenues			2,615	
Adjustments to expenditures			(495)	
Adjustment to Beg Fund Balance			930	
Fund Balances (GAAP Basis)			$ 1,676,810	

State of New Mexico
Albuquerque Municipal School District No. 12

Preschool IDEA-B Special Revenue Fund (322)
Schedule of Revenues, Expenditures, and Changes in Fund Balance
Budget (Non - GAAP Budgetary Basis) and Actual
For the Year Ended June 30, 2014

	Budgeted Amounts			
	Original Budget	Final Budget	Actual	Variance
REVENUES				
Property taxes	$ -	$ -	$ -	$ -
State grants	-	-	-	-
Federal grants	359,421	415,563	267,886	(147,677)
Miscellaneous	-	-	-	-
Interest	-	-	-	-
Total revenues	359,421	415,563	267,886	(147,677)
EXPENDITURES				
Instruction	-	-	-	-
Support Services				
Students	-	-	-	-
Instruction	-	-	-	-
General Administration	9,805	9,805	8,020	1,785
School Administration	349,616	405,758	346,615	59,143
Central Services	-	-	-	-
Operation & Maintenance of Plant	-	-	-	-
Student Transportation	-	-	-	-
Other Support Services	-	-	-	-
Food Services Operations	-	-	-	-
Community Services	-	-	-	-
Facilities, Supplies and Materials				
Debt service				
Principal	-	-	-	-
Interest	-	-	-	-
Capital outlay	-	-	-	-
Total expenditures	359,421	415,563	354,635	60,928
Excess (deficiency) of revenues over (under) expenditures	-	-	(86,749)	(86,749)
Designated cash	-	-	-	-
OTHER FINANCING SOURCES (USES)				
Transfers	-	-	-	-
Debt issuance	-	-	-	-
Total other financing sources (uses)	-	-	-	-
Net changes in fund balances	-	-	(86,749)	(86,749)
Fund balances - beginning of year	-	-	(87,542)	(87,542)
Fund balances - end of year	$ -	$ -	$ (174,291)	$ (174,291)

RECONCILIATION TO GAAP BASIS	
Reversal of PY adjustments to revenue / expenditures	87,542
CY Adjustments to revenues	86,749
CY Adjustments to expenditures	-
Fund balances (GAAP basis)	$ -

State of New Mexico
Albuquerque Municipal School District No. 12

IDEA-B Early Intervention Services Special Revenue Fund (319)
Schedule of Revenues, Expenditures, and Changes in Fund Balance
Budget (Non - GAAP Budgetary Basis) and Actual
For the Year Ended June 30, 2014

	Budgeted Amounts			
	Original Budget	Final Budget	Actual	Variance
REVENUES				
Property taxes	$ -	$ -	$ -	$ -
State grants	-	-	-	-
Federal grants	-	-	2,047,598	2,047,598
Miscellaneous	-	-	-	-
Interest	-	-	-	-
Total revenues	-	-	2,047,598	2,047,598
EXPENDITURES				
Instruction	-	-	-	-
Support Services				
Students	-	-	-	-
Instruction	-	-	-	-
General Administration	-	-	-	-
School Administration	-	-	-	-
Central Services	-	-	-	-
Operation & Maintenance of Plant	-	-	-	-
Student Transportation	-	-	-	-
Other Support Services	-	-	-	-
Food Services Operations	-	-	-	-
Community Services	-	-	-	-
Facilities, Supplies and Materials				
Debt service				
Principal	-	-	-	-
Interest	-	-	-	-
Capital outlay	-	-	-	-
Total expenditures	-	-	-	-
Excess (deficiency) of revenues over (under) expenditures	-	-	2,047,598	2,047,598
Designated cash	-	-	-	-
OTHER FINANCING SOURCES (USES)				
Transfers	-	-	-	-
Debt issuance	-	-	-	-
Total other financing sources (uses)	-	-	-	-
Net changes in fund balances	-	-	2,047,598	2,047,598
Fund balances - beginning of year	-	-	(2,047,598)	(2,047,598)
Fund balances - end of year	$ -	$ -	$ -	$ -

RECONCILIATION TO GAAP BASIS	
Reversal of PY adjustments to revenue / expenditures	2,047,598
CY Adjustments to revenues	(2,047,598)
CY Adjustments to expenditures	-
Fund balances (GAAP basis)	$ -

State of New Mexico
Albuquerque Municipal School District No. 12

Education of Homeless Special Revenue Fund (217)
Schedule of Revenues, Expenditures, and Changes in Fund Balance
Budget (Non - GAAP Budgetary Basis) and Actual
For the Year Ended June 30, 2014

	Budgeted Amounts			
	Original Budget	Final Budget	Actual	Variance
REVENUES				
Property taxes	$ -	$ -	$ -	$ -
State grants	-	-	-	-
Federal grants	63,000	77,458	37,643	(39,815)
Miscellaneous	-	-	-	-
Interest	-	-	-	-
Total revenues	63,000	77,458	37,643	(39,815)
EXPENDITURES				
Instruction	63,000	77,458	76,114	1,344
Support Services				
Students	-	-	-	-
Instruction	-	-	-	-
General Administration	-	-	-	-
School Administration	-	-	-	-
Central Services	-	-	-	-
Operation & Maintenance of Plant	-	-	-	-
Student Transportation	-	-	-	-
Other Support Services	-	-	-	-
Food Services Operations	-	-	-	-
Community Services	-	-	-	-
Facilities, Supplies and Materials				
Debt service				
Principal	-	-	-	-
Interest	-	-	-	-
Capital outlay	-	-	-	-
Total expenditures	63,000	77,458	76,114	1,344
Excess (deficiency) of revenues over (under) expenditures	-	-	(38,471)	(38,471)
Designated cash	-	-	-	-
OTHER FINANCING SOURCES (USES)				
Transfers	-	-	-	-
Debt issuance	-	-	-	-
Total other financing sources (uses)	-	-	-	-
Net changes in fund balances	-	-	(38,471)	(38,471)
Fund balances - beginning of year	-	-	(13,116)	(13,116)
Fund balances - end of year	$ -	$ -	$ (51,587)	$ (51,587)

RECONCILIATION TO GAAP BASIS	
Reversal of PY adjustments to revenue / expenditures	13,116
CY Adjustments to revenues	38,471
CY Adjustments to expenditures	-
Fund balances (GAAP basis)	$ -

State of New Mexico
Albuquerque Municipal School District No. 12

IDEA-B Private School Share Special Revenue Fund (320, 324)
Schedule of Revenues, Expenditures, and Changes in Fund Balance
Budget (Non - GAAP Budgetary Basis) and Actual
For the Year Ended June 30, 2014

	Budgeted Amounts			
	Original Budget	Final Budget	Actual	Variance
REVENUES				
Property taxes	$ -	$ -	$ -	$ -
State grants	-	-	-	-
Federal grants	176,135	201,081	152,967	(48,114)
Miscellaneous	-	-	-	-
Interest	-	-	-	-
Total revenues	176,135	201,081	152,967	(48,114)
EXPENDITURES				
Instruction	-	-	-	-
Support Services				
Students	-	-	-	-
Instruction	-	-	-	-
General Administration	-	-	-	-
School Administration	176,135	201,081	170,227	30,854
Central Services	-	-	-	-
Operation & Maintenance of Plant	-	-	-	-
Student Transportation	-	-	-	-
Other Support Services	-	-	-	-
Food Services Operations	-	-	-	-
Community Services	-	-	-	-
Facilities, Supplies and Materials				
Debt service				
Principal	-	-	-	-
Interest	-	-	-	-
Capital outlay	-	-	-	-
Total expenditures	176,135	201,081	170,227	30,854
Excess (deficiency) of revenues over (under) expenditures	-	-	(17,260)	(17,260)
Designated cash	-	-	-	-
OTHER FINANCING SOURCES (USES)				
Transfers	-	-	-	-
Debt issuance	-	-	-	-
Total other financing sources (uses)	-	-	-	-
Net changes in fund balances	-	-	(17,260)	(17,260)
Fund balances - beginning of year	-	-	(33,839)	(33,839)
Fund balances - end of year	$ -	$ -	$ (51,099)	$ (51,099)

RECONCILIATION TO GAAP BASIS	
Reversal of PY adjustments to revenue / expenditures	33,839
CY Adjustments to revenues	17,260
CY Adjustments to expenditures	-
Fund balances (GAAP basis)	$ -

State of New Mexico
Albuquerque Municipal School District No. 12

21st Century Community Learning Centers 2008-2014 Special Revenue Fund (618)
Schedule of Revenues, Expenditures, and Changes in Fund Balance
Budget (Non - GAAP Budgetary Basis) and Actual
For the Year Ended June 30, 2014

	Budgeted Amounts			
	Original Budget	Final Budget	Actual	Variance
REVENUES				
Property taxes	$ -	$ -	$ -	$ -
State grants	-	-	-	-
Federal grants	-	336,412	158,800	(177,612)
Miscellaneous	-	-	-	-
Interest	-	-	-	-
Total revenues	-	336,412	158,800	(177,612)
EXPENDITURES				
Instruction	-	286,780	249,784	36,996
Support Services				
Students	-	-	-	-
Instruction	-	-	-	-
General Administration	-	1,700	-	1,700
School Administration	-	-	-	-
Central Services	-	13,950	9,565	4,385
Operation & Maintenance of Plant	-	-	-	-
Student Transportation	-	25,782	20,785	4,997
Other Support Services	-	-	-	-
Food Services Operations	-	-	-	-
Community Services	-	8,200	8,000	200
Facilities, Supplies and Materials				
Debt service				
Principal	-	-	-	-
Interest	-	-	-	-
Capital outlay	-	-	-	-
Total expenditures	-	336,412	288,134	48,278
Excess (deficiency) of revenues over (under) expenditures	-	-	(129,334)	(129,334)
Designated cash	-	-	-	-
OTHER FINANCING SOURCES (USES)				
Transfers	-	-	-	-
Debt issuance	-	-	-	-
Total other financing sources (uses)	-	-	-	-
Net changes in fund balances	-	-	(129,334)	(129,334)
Fund balances - beginning of year	-	-	(73,475)	(73,475)
Fund balances - end of year	$ -	$ -	$ (202,809)	$ (202,809)

RECONCILIATION TO GAAP BASIS	
Reversal of PY adjustments to revenue / expenditures	73,475
CY Adjustments to revenues	129,334
CY Adjustments to expenditures	-
Fund balances (GAAP basis)	$ -

State of New Mexico
Albuquerque Municipal School District No. 12

IDEA B Risk Pool Special Revenue Fund (325)
Schedule of Revenues, Expenditures, and Changes in Fund Balance
Budget (Non - GAAP Budgetary Basis) and Actual
For the Year Ended June 30, 2014

	Budgeted Amounts			
	Original Budget	Final Budget	Actual	Variance
REVENUES				
Property taxes	$ -	$ -	$ -	$ -
State grants	-	-	-	-
Federal grants	-	323,898	68,948	(254,950)
Miscellaneous	-	-	-	-
Interest	-	-	-	-
Total revenues	-	323,898	68,948	(254,950)
EXPENDITURES				
Instruction	-	-	-	-
Support Services				
Students	-	212,055	205,105	6,950
Instruction	-	-	-	-
General Administration	-	-	-	-
School Administration	-	-	-	-
Central Services	-	111,843	111,843	-
Operation & Maintenance of Plant	-	-	-	-
Student Transportation	-	-	-	-
Other Support Services	-	-	-	-
Food Services Operations	-	-	-	-
Community Services	-	-	-	-
Facilities, Supplies and Materials				
Debt service				
Principal	-	-	-	-
Interest	-	-	-	-
Capital outlay	-	-	-	-
Total expenditures	-	323,898	316,948	6,950
Excess (deficiency) of revenues over (under) expenditures	-	-	(248,000)	(248,000)
Designated cash	-	-	-	-
OTHER FINANCING SOURCES (USES)				
Transfers	-	-	-	-
Debt issuance	-	-	-	-
Total other financing sources (uses)	-	-	-	-
Net changes in fund balances	-	-	(248,000)	(248,000)
Fund balances - beginning of year	-	-	(68,948)	(68,948)
Fund balances - end of year	$ -	$ -	$ (316,948)	$ (316,948)

RECONCILIATION TO GAAP BASIS	
Reversal of PY adjustments to revenue / expenditures	68,948
CY Adjustments to revenues	248,000
CY Adjustments to expenditures	-
Fund balances (GAAP basis)	$ -

State of New Mexico
Albuquerque Municipal School District No. 12

Title I 1003g Grant Special Revenue Fund (450)
Schedule of Revenues, Expenditures, and Changes in Fund Balance
Budget (Non - GAAP Budgetary Basis) and Actual
For the Year Ended June 30, 2014

	Budgeted Amounts			
	Original Budget	Final Budget	Actual	Variance
REVENUES				
Property taxes	$ -	$ -	$ -	$ -
State grants	-	-	-	-
Federal grants	600,787	2,663,238	1,802,045	(861,193)
Miscellaneous	-	-	-	-
Interest	-	-	-	-
Total revenues	600,787	2,663,238	1,802,045	(861,193)
EXPENDITURES				
Instruction	600,787	2,272,836	1,575,847	696,989
Support Services				
Students	-	134,088	86,435	47,653
Instruction	-	30,000	-	30,000
General Administration	-	67,977	42,123	25,854
School Administration	-	158,337	123,129	35,208
Central Services	-	-	-	-
Operation & Maintenance of Plant	-	-	-	-
Student Transportation	-	-	-	-
Other Support Services	-	-	-	-
Food Services Operations	-	-	-	-
Community Services	-	-	-	-
Facilities, Supplies and Materials				
Debt service				
Principal	-	-	-	-
Interest	-	-	-	-
Capital outlay	-	-	-	-
Total expenditures	600,787	2,663,238	1,827,534	835,704
Excess (deficiency) of revenues over (under) expenditures	-	-	(25,489)	(25,489)
Designated cash	-	-	-	-
OTHER FINANCING SOURCES (USES)				
Transfers	-	-	-	-
Debt issuance	-	-	-	-
Total other financing sources (uses)	-	-	-	-
Net changes in fund balances	-	-	(25,489)	(25,489)
Fund balances - beginning of year	-	-	(617,154)	(617,154)
Fund balances - end of year	$ -	$ -	$ (642,643)	$ (642,643)

RECONCILIATION TO GAAP BASIS	
Reversal of PY adjustments to revenue / expenditures	617,154
CY Adjustments to revenues	25,464
CY Adjustments to expenditures	25
Fund balances (GAAP basis)	$ -

State of New Mexico
Albuquerque Municipal School District No. 12

IDEA-B Results Plan Special Revenue Fund (472)
Schedule of Revenues, Expenditures, and Changes in Fund Balance
Budget (Non - GAAP Budgetary Basis) and Actual
For the Year Ended June 30, 2014

	Budgeted Amounts			
	Original Budget	Final Budget	Actual	Variance
REVENUES				
Property taxes	$ -	$ -	$ -	$ -
State grants	-	-	-	-
Federal grants	131,396	131,396	106,291	(25,105)
Miscellaneous	-	-	-	-
Interest	-	-	-	-
Total revenues	131,396	131,396	106,291	(25,105)
EXPENDITURES				
Instruction	131,396	131,396	121,959	9,437
Support Services				
Students	-	-	-	-
Instruction	-	-	-	-
General Administration	-	-	-	-
School Administration	-	-	-	-
Central Services	-	-	-	-
Operation & Maintenance of Plant	-	-	-	-
Student Transportation	-	-	-	-
Other Support Services	-	-	-	-
Food Services Operations	-	-	-	-
Community Services	-	-	-	-
Facilities, Supplies and Materials				
Debt service				
Principal	-	-	-	-
Interest	-	-	-	-
Capital outlay	-	-	-	-
Total expenditures	131,396	131,396	121,959	9,437
Excess (deficiency) of revenues over (under) expenditures	-	-	(15,668)	(15,668)
Designated cash	-	-	-	-
OTHER FINANCING SOURCES (USES)				
Transfers	-	-	-	-
Debt issuance	-	-	-	-
Total other financing sources (uses)	-	-	-	-
Net changes in fund balances	-	-	(15,668)	(15,668)
Fund balances - beginning of year	-	-	-	-
Fund balances - end of year	$ -	$ -	$ (15,668)	$ (15,668)

RECONCILIATION TO GAAP BASIS	
Reversal of PY adjustments to revenue / expenditures	-
CY Adjustments to revenues	15,668
CY Adjustments to expenditures	-
Fund balances (GAAP basis)	$ -

State of New Mexico
Albuquerque Municipal School District No. 12

English Language Acquisition Special Revenue Fund (688)
Schedule of Revenues, Expenditures, and Changes in Fund Balance
Budget (Non - GAAP Budgetary Basis) and Actual
For the Year Ended June 30, 2014

	Budgeted Amounts			
	Original Budget	Final Budget	Actual	Variance
REVENUES				
Property taxes	$ -	$ -	$ -	$ -
State grants	-	-	-	-
Federal grants	971,584	1,331,980	847,596	(484,384)
Miscellaneous	-	-	-	-
Interest	-	-	-	-
Total revenues	971,584	1,331,980	847,596	(484,384)
EXPENDITURES				
Instruction	831,096	1,191,492	955,615	235,877
Support Services				
Students	90,000	90,000	10,526	79,474
Instruction	19,404	19,404	14,440	4,964
General Administration	-	-	-	-
School Administration	-	-	-	-
Central Services	31,084	31,084	32,052	(968)
Operation & Maintenance of Plant	-	-	-	-
Student Transportation	-	-	-	-
Other Support Services	-	-	-	-
Food Services Operations	-	-	-	-
Community Services	-	-	-	-
Facilities, Supplies and Materials				
Debt service				
Principal	-	-	-	-
Interest	-	-	-	-
Capital outlay	-	-	-	-
Total expenditures	971,584	1,331,980	1,012,633	319,347
Excess (deficiency) of revenues over (under) expenditures	-	-	(165,037)	(165,037)
Designated cash	-	-	-	-
OTHER FINANCING SOURCES (USES)				
Transfers	-	-	-	-
Debt issuance	-	-	-	-
Total other financing sources (uses)	-	-	-	-
Net changes in fund balances	-	-	(165,037)	(165,037)
Fund balances - beginning of year	-	-	(580,314)	(580,314)
Fund balances - end of year	$ -	$ -	$ (745,351)	$ (745,351)

RECONCILIATION TO GAAP BASIS	
Reversal of PY adjustments to revenue / expenditures	580,314
CY Adjustments to revenues	162,860
CY Adjustments to expenditures	2,177
Fund balances (GAAP basis)	$ -

State of New Mexico
Albuquerque Municipal School District No. 12

Teacher / Principal Training and Recruiting Special Revenue Fund (654)
Schedule of Revenues, Expenditures, and Changes in Fund Balance
Budget (Non - GAAP Budgetary Basis) and Actual
For the Year Ended June 30, 2014

	Budgeted Amounts			
	Original Budget	Final Budget	Actual	Variance
REVENUES				
Property taxes	$ -	$ -	$ -	$ -
State grants	-	-	-	-
Federal grants	3,653,270	4,515,075	4,405,201	(109,874)
Miscellaneous	-	-	-	-
Interest	-	-	-	-
Total revenues	3,653,270	4,515,075	4,405,201	(109,874)
EXPENDITURES				
Instruction	3,126,523	3,872,728	2,717,314	1,155,414
Support Services				
Students	131,637	131,637	17,050	114,587
Instruction	29,685	29,685	24,591	5,094
General Administration	99,699	99,699	72,632	27,067
School Administration	-	47,037	16,366	30,671
Central Services	265,726	334,289	345,969	(11,680)
Operation & Maintenance of Plant	-	-	-	-
Student Transportation	-	-	-	-
Other Support Services	-	-	-	-
Food Services Operations	-	-	-	-
Community Services	-	-	-	-
Facilities, Supplies and Materials				
Debt service				
Principal	-	-	-	-
Interest	-	-	-	-
Capital outlay	-	-	-	-
Total expenditures	3,653,270	4,515,075	3,193,922	1,321,153
Excess (deficiency) of revenues over (under) expenditures	-	-	1,211,279	1,211,279
Designated cash	-	-	-	-
OTHER FINANCING SOURCES (USES)				
Transfers	-	-	-	-
Debt issuance	-	-	-	-
Total other financing sources (uses)	-	-	-	-
Net changes in fund balances	-	-	1,211,279	1,211,279
Fund balances - beginning of year	-	-	(1,484,812)	(1,484,812)
Fund balances - end of year	$ -	$ -	$ (273,533)	$ (273,533)

RECONCILIATION TO GAAP BASIS	
Reversal of PY adjustments to revenue / expenditures	1,484,812
CY Adjustments to revenues	(1,214,830)
CY Adjustments to expenditures	3,551
Fund balances (GAAP basis)	$ -

State of New Mexico
Albuquerque Municipal School District No. 12

Title I School Improvement Special Revenue Fund (418)
Schedule of Revenues, Expenditures, and Changes in Fund Balance
Budget (Non - GAAP Budgetary Basis) and Actual
For the Year Ended June 30, 2014

	Budgeted Amounts			
	Original Budget	Final Budget	Actual	Variance
REVENUES				
Property taxes	$ -	$ -	$ -	$ -
State grants	-	-	-	-
Federal grants	2,734,669	2,196,601	2,071,229	(125,372)
Miscellaneous	-	-	-	-
Interest	-	-	-	-
Total revenues	2,734,669	2,196,601	2,071,229	(125,372)
EXPENDITURES				
Instruction	1,927,061	1,659,522	1,109,062	550,460
Support Services				
Students	-	-	-	-
Instruction	-	-	-	-
General Administration	-	-	-	-
School Administration	-	-	1,423	(1,423)
Central Services	807,608	537,079	489,894	47,185
Operation & Maintenance of Plant	-	-	-	-
Student Transportation	-	-	-	-
Other Support Services	-	-	-	-
Food Services Operations	-	-	-	-
Community Services	-	-	-	-
Facilities, Supplies and Materials				
Debt service				
Principal	-	-	-	-
Interest	-	-	-	-
Capital outlay	-	-	-	-
Total expenditures	2,734,669	2,196,601	1,600,379	596,222
Excess (deficiency) of revenues over (under) expenditures	-	-	470,850	470,850
Designated cash	-	-	-	-
OTHER FINANCING SOURCES (USES)				
Transfers	-	-	-	-
Debt issuance	-	-	-	-
Total other financing sources (uses)	-	-	-	-
Net changes in fund balances	-	-	470,850	470,850
Fund balances - beginning of year	-	-	(1,410,271)	(1,410,271)
Fund balances - end of year	$ -	$ -	$ (939,421)	$ (939,421)

RECONCILIATION TO GAAP BASIS	
Reversal of PY adjustments to revenue / expenditures	1,410,271
CY Adjustments to revenues	(738,427)
CY Adjustments to expenditures	267,577
Fund balances (GAAP basis)	$ -

State of New Mexico
Albuquerque Municipal School District No. 12

Carl D Perkins Special Projects - Current Special Revenue Fund (465)
Schedule of Revenues, Expenditures, and Changes in Fund Balance
Budget (Non - GAAP Budgetary Basis) and Actual
For the Year Ended June 30, 2014

	Budgeted Amounts			
	Original Budget	Final Budget	Actual	Variance
REVENUES				
Property taxes	$ -	$ -	$ -	$ -
State grants	-	-	-	-
Federal grants	41,043	48,877	37,510	(11,367)
Miscellaneous	-	-	-	-
Interest	-	-	-	-
Total revenues	41,043	48,877	37,510	(11,367)
EXPENDITURES				
Instruction	41,043	48,877	48,489	388
Support Services				
Students	-	-	-	-
Instruction	-	-	-	-
General Administration	-	-	-	-
School Administration	-	-	-	-
Central Services	-	-	-	-
Operation & Maintenance of Plant	-	-	-	-
Student Transportation	-	-	-	-
Other Support Services	-	-	-	-
Food Services Operations	-	-	-	-
Community Services	-	-	-	-
Facilities, Supplies and Materials				
Debt service				
Principal	-	-	-	-
Interest	-	-	-	-
Capital outlay	-	-	-	-
Total expenditures	41,043	48,877	48,489	388
Excess (deficiency) of revenues over (under) expenditures	-	-	(10,979)	(10,979)
Designated cash	-	-	-	-
OTHER FINANCING SOURCES (USES)				
Transfers	-	-	-	-
Debt issuance	-	-	-	-
Total other financing sources (uses)	-	-	-	-
Net changes in fund balances	-	-	(10,979)	(10,979)
Fund balances - beginning of year	-	-	(10,377)	(10,377)
Fund balances - end of year	$ -	$ -	$ (21,356)	$ (21,356)

RECONCILIATION TO GAAP BASIS	
Reversal of PY adjustments to revenue / expenditures	10,377
CY Adjustments to revenues	11,030
CY Adjustments to expenditures	(51)
Fund balances (GAAP basis)	$ -

State of New Mexico
Albuquerque Municipal School District No. 12

Carl D. Perkins Secondary - Current Special Revenue Fund (668)
Schedule of Revenues, Expenditures, and Changes in Fund Balance
Budget (Non - GAAP Budgetary Basis) and Actual
For the Year Ended June 30, 2014

	Budgeted Amounts			
	Original Budget	Final Budget	Actual	Variance
REVENUES				
Property taxes	$ -	$ -	$ -	$ -
State grants	-	-	-	-
Federal grants	823,365	975,341	842,037	(133,304)
Miscellaneous	-	-	-	-
Interest	-	-	-	-
Total revenues	823,365	975,341	842,037	(133,304)
EXPENDITURES				
Instruction	598,304	663,658	653,371	10,287
Support Services				
Students	176,500	260,026	259,179	847
Instruction	-	-	-	-
General Administration	20,193	23,289	20,081	3,208
School Administration	28,368	28,368	18,736	9,632
Central Services	-	-	-	-
Operation & Maintenance of Plant	-	-	-	-
Student Transportation	-	-	-	-
Other Support Services	-	-	-	-
Food Services Operations	-	-	-	-
Community Services	-	-	-	-
Facilities, Supplies and Materials				
Debt service				
Principal	-	-	-	-
Interest	-	-	-	-
Capital outlay	-	-	-	-
Total expenditures	823,365	975,341	951,367	23,974
Excess (deficiency) of revenues over (under) expenditures	-	-	(109,330)	(109,330)
Designated cash	-	-	-	-
OTHER FINANCING SOURCES (USES)				
Transfers	-	-	-	-
Debt issuance	-	-	-	-
Total other financing sources (uses)	-	-	-	-
Net changes in fund balances	-	-	(109,330)	(109,330)
Fund balances - beginning of year	-	-	(497,602)	(497,602)
Fund balances - end of year	$ -	$ -	$ (606,932)	$ (606,932)

RECONCILIATION TO GAAP BASIS	
Reversal of PY adjustments to revenue / expenditures	497,602
CY Adjustments to revenues	106,641
CY Adjustments to expenditures	2,689
Fund balances (GAAP basis)	$ -

State of New Mexico
Albuquerque Municipal School District No. 12

Carl D. Perkins Secondary - PY Unliquid Obligation Special Revenue Fund (669)
Schedule of Revenues, Expenditures, and Changes in Fund Balance
Budget (Non - GAAP Budgetary Basis) and Actual
For the Year Ended June 30, 2014

	Budgeted Amounts			
	Original Budget	Final Budget	Actual	Variance
REVENUES				
Property taxes	$ -	$ -	$ -	$ -
State grants	-	-	-	-
Federal grants	-	3,192	3,192	-
Miscellaneous	-	-	-	-
Interest	-	-	-	-
Total revenues	-	3,192	3,192	-
EXPENDITURES				
Instruction	-	3,192	3,192	-
Support Services				
Students	-	-	-	-
Instruction	-	-	-	-
General Administration	-	-	-	-
School Administration	-	-	-	-
Central Services	-	-	-	-
Operation & Maintenance of Plant	-	-	-	-
Student Transportation	-	-	-	-
Other Support Services	-	-	-	-
Food Services Operations	-	-	-	-
Community Services	-	-	-	-
Facilities, Supplies and Materials				
Debt service				
Principal	-	-	-	-
Interest	-	-	-	-
Capital outlay	-	-	-	-
Total expenditures	-	3,192	3,192	-
Excess (deficiency) of revenues over (under) expenditures	-	-	-	-
Designated cash	-	-	-	-
OTHER FINANCING SOURCES (USES)				
Transfers	-	-	-	-
Debt issuance	-	-	-	-
Total other financing sources (uses)	-	-	-	-
Net changes in fund balances	-	-	-	-
Fund balances - beginning of year	-	-	-	-
Fund balances - end of year	$ -	$ -	$ -	$ -

RECONCILIATION TO GAAP BASIS	
Reversal of PY adjustments to revenue / expenditures	-
CY Adjustments to revenues	-
CY Adjustments to expenditures	-
Fund balances (GAAP basis)	$ -

State of New Mexico
Albuquerque Municipal School District No. 12

Carl D. Perkins Secondary - Redistribution Special Revenue Fund (411, 670)
Schedule of Revenues, Expenditures, and Changes in Fund Balance
Budget (Non - GAAP Budgetary Basis) and Actual
For the Year Ended June 30, 2014

	Budgeted Amounts			
	Original Budget	Final Budget	Actual	Variance
REVENUES				
Property taxes	$ -	$ -	$ -	$ -
State grants	-	-	-	-
Federal grants	-	255,181	146,945	(108,236)
Miscellaneous	-	-	-	-
Interest	-	-	-	-
Total revenues	-	255,181	146,945	(108,236)
EXPENDITURES				
Instruction	-	247,785	137,642	110,143
Support Services				
Students	-	-	-	-
Instruction	-	-	-	-
General Administration	-	7,396	3,568	3,828
School Administration	-	-	-	-
Central Services	-	-	-	-
Operation & Maintenance of Plant	-	-	-	-
Student Transportation	-	-	-	-
Other Support Services	-	-	-	-
Food Services Operations	-	-	-	-
Community Services	-	-	-	-
Facilities, Supplies and Materials				
Debt service				
Principal	-	-	-	-
Interest	-	-	-	-
Capital outlay	-	-	-	-
Total expenditures	-	255,181	141,210	113,971
Excess (deficiency) of revenues over (under) expenditures	-	-	5,735	5,735
Designated cash	-	-	-	-
OTHER FINANCING SOURCES (USES)				
Transfers	-	-	-	-
Debt issuance	-	-	-	-
Total other financing sources (uses)	-	-	-	-
Net changes in fund balances	-	-	5,735	5,735
Fund balances - beginning of year	-	-	(59,009)	(59,009)
Fund balances - end of year	$ -	$ -	$ (53,274)	$ (53,274)

RECONCILIATION TO GAAP BASIS	
Reversal of PY adjustments to revenue / expenditures	59,009
CY Adjustments to revenues	(3,406)
CY Adjustments to expenditures	(2,329)
Fund balances (GAAP basis)	$ -

State of New Mexico
Albuquerque Municipal School District No. 12

Carl D. Perkins HSTW- Current Special Revenue Fund (436)
Schedule of Revenues, Expenditures, and Changes in Fund Balance
Budget (Non - GAAP Budgetary Basis) and Actual
For the Year Ended June 30, 2014

	Budgeted Amounts			
	Original Budget	Final Budget	Actual	Variance
REVENUES				
Property taxes	$ -	$ -	$ -	$ -
State grants	-	-	-	-
Federal grants	-	79,466	45,653	(33,813)
Miscellaneous	-	-	-	-
Interest	-	-	-	-
Total revenues	-	79,466	45,653	(33,813)
EXPENDITURES				
Instruction	-	30,678	23,308	7,370
Support Services				
Students	-	-	-	-
Instruction	-	-	-	-
General Administration	-	502	502	-
School Administration	-	-	-	-
Central Services	-	48,286	42,921	5,365
Operation & Maintenance of Plant	-	-	-	-
Student Transportation	-	-	-	-
Other Support Services	-	-	-	-
Food Services Operations	-	-	-	-
Community Services	-	-	-	-
Facilities, Supplies and Materials				
Debt service				
Principal	-	-	-	-
Interest	-	-	-	-
Capital outlay	-	-	-	-
Total expenditures	-	79,466	66,731	12,735
Excess (deficiency) of revenues over (under) expenditures	-	-	(21,078)	(21,078)
Designated cash	-	-	-	-
OTHER FINANCING SOURCES (USES)				
Transfers	-	-	-	-
Debt issuance	-	-	-	-
Total other financing sources (uses)	-	-	-	-
Net changes in fund balances	-	-	(21,078)	(21,078)
Fund balances - beginning of year	-	-	(34,697)	(34,697)
Fund balances - end of year	$ -	$ -	$ (55,775)	$ (55,775)

RECONCILIATION TO GAAP BASIS	
Reversal of PY adjustments to revenue / expenditures	34,697
CY Adjustments to revenues	63,999
CY Adjustments to expenditures	(42,921)
Fund balances (GAAP basis)	$ -

State of New Mexico
Albuquerque Municipal School District No. 12

Carl Perkins HSTW Redistribution Special Revenue Fund (438)
Schedule of Revenues, Expenditures, and Changes in Fund Balance
Budget (Non - GAAP Budgetary Basis) and Actual
For the Year Ended June 30, 2014

	Budgeted Amounts			
	Original Budget	Final Budget	Actual	Variance
REVENUES				
Property taxes	$ -	$ -	$ -	$ -
State grants	-	-	-	-
Federal grants	-	34,671	11,609	(23,062)
Miscellaneous	-	-	-	-
Interest	-	-	-	-
Total revenues	-	34,671	11,609	(23,062)
EXPENDITURES				
Instruction	-	30,438	9,461	20,977
Support Services				
Students	-	-	-	-
Instruction	-	-	-	-
General Administration	-	-	-	-
School Administration	-	4,233	1,025	3,208
Central Services	-	-	-	-
Operation & Maintenance of Plant	-	-	-	-
Student Transportation	-	-	-	-
Other Support Services	-	-	-	-
Food Services Operations	-	-	-	-
Community Services	-	-	-	-
Facilities, Supplies and Materials				
Debt service				
Principal	-	-	-	-
Interest	-	-	-	-
Capital outlay	-	-	-	-
Total expenditures	-	34,671	10,486	24,185
Excess (deficiency) of revenues over (under) expenditures	-	-	1,123	1,123
Designated cash	-	-	-	-
OTHER FINANCING SOURCES (USES)				
Transfers	-	-	-	-
Debt issuance	-	-	-	-
Total other financing sources (uses)	-	-	-	-
Net changes in fund balances	-	-	1,123	1,123
Fund balances - beginning of year	-	-	(7,945)	(7,945)
Fund balances - end of year	$ -	$ -	$ (6,822)	$ (6,822)

RECONCILIATION TO GAAP BASIS	
Reversal of PY adjustments to revenue / expenditures	7,945
CY Adjustments to revenues	(1,123)
CY Adjustments to expenditures	-
Fund balances (GAAP basis)	$ -

State of New Mexico
Albuquerque Municipal School District No. 12

Title I 1003g Grant Federal Stimulus Special Revenue Fund (456,457)
Schedule of Revenues, Expenditures, and Changes in Fund Balance
Budget (Non - GAAP Budgetary Basis) and Actual
For the Year Ended June 30, 2014

	Budgeted Amounts			
	Original Budget	Final Budget	Actual	Variance
REVENUES				
Property taxes	$ -	$ -	$ -	$ -
State grants	-	-	-	-
Federal grants	-	-	613,603	613,603
Miscellaneous	-	-	-	-
Interest	-	-	-	-
Total revenues	-	-	613,603	613,603
EXPENDITURES				
Instruction	-	-	-	-
Support Services				
Students	-	-	-	-
Instruction	-	-	-	-
General Administration	-	-	-	-
School Administration	-	-	-	-
Central Services	-	-	-	-
Operation & Maintenance of Plant	-	-	-	-
Student Transportation	-	-	-	-
Other Support Services	-	-	-	-
Food Services Operations	-	-	-	-
Community Services	-	-	-	-
Facilities, Supplies and Materials				
Debt service				
Principal	-	-	-	-
Interest	-	-	-	-
Capital outlay	-	-	-	-
Total expenditures	-	-	-	-
Excess (deficiency) of revenues over (under) expenditures	-	-	613,603	613,603
Designated cash	-	-	-	-
OTHER FINANCING SOURCES (USES)				
Transfers	-	-	-	-
Debt issuance	-	-	-	-
Total other financing sources (uses)	-	-	-	-
Net changes in fund balances	-	-	613,603	613,603
Fund balances - beginning of year	-	-	(613,603)	(613,603)
Fund balances - end of year	$ -	$ -	$ -	$ -

RECONCILIATION TO GAAP BASIS	
Reversal of PY adjustments to revenue / expenditures	613,603
CY Adjustments to revenues	(613,603)
CY Adjustments to expenditures	-
Fund balances (GAAP basis)	$ -

State of New Mexico
Albuquerque Municipal School District No. 12

Collaborative Research and Development Special Revenue Fund (408)
Schedule of Revenues, Expenditures, and Changes in Fund Balance
Budget (Non - GAAP Budgetary Basis) and Actual
For the Year Ended June 30, 2014

	Budgeted Amounts			
	Original Budget	Final Budget	Actual	Variance
REVENUES				
Property taxes	$ -	$ -	$ -	$ -
State grants	-	-	-	-
Federal grants	-	23,250	12,439	(10,811)
Miscellaneous	-	-	-	-
Interest	-	-	-	-
Total revenues	-	23,250	12,439	(10,811)
EXPENDITURES				
Instruction	-	23,250	18,493	4,757
Support Services				
Students	-	-	-	-
Instruction	-	-	-	-
General Administration	-	-	-	-
School Administration	-	-	-	-
Central Services	-	-	-	-
Operation & Maintenance of Plant	-	-	-	-
Student Transportation	-	-	-	-
Other Support Services	-	-	-	-
Food Services Operations	-	-	-	-
Community Services	-	-	-	-
Debt service				
Principal	-	-	-	-
Interest	-	-	-	-
Capital outlay	-	-	-	-
Total expenditures	-	23,250	18,493	4,757
Excess (deficiency) of revenues over (under) expenditures	-	-	(6,054)	(6,054)
Designated cash	-	-	-	-
OTHER FINANCING SOURCES (USES)				
Transfers	-	-	-	-
Debt Issuance	-	-	-	-
Total other financing sources (uses)	-	-	-	-
Net changes in fund balances	-	-	(6,054)	(6,054)
Fund balances - beginning of year	-	-	(11,449)	(11,449)
Fund balances - end of year	$ -	$ -	$ (17,503)	$ (17,503)
RECONCILIATION TO GAAP BASIS				
Reversal of PY adjustments to revenue / expenditures			11,449	
CY Adjustments to revenues			6,054	
CY Adjustments to expenditures			-	
Fund balances (GAAP basis)			$ -	

State of New Mexico
Albuquerque Municipal School District No. 12

Title XX Health and Social Services Special Revenue Fund (687)
Schedule of Revenues, Expenditures, and Changes in Fund Balance
Budget (Non - GAAP Budgetary Basis) and Actual
For the Year Ended June 30, 2014

	Budgeted Amounts			
	Original Budget	Final Budget	Actual	Variance
REVENUES				
Property taxes	$ -	$ -	$ -	$ -
State grants	-	-	-	-
Federal grants	650,000	650,000	410,434	(239,566)
Miscellaneous	-	-	-	-
Interest	-	-	-	-
Total revenues	650,000	650,000	410,434	(239,566)
EXPENDITURES				
Instruction	648,200	648,200	409,647	238,553
Support Services				
Students	1,800	1,800	787	1,013
Instruction	-	-	-	-
General Administration	-	-	-	-
School Administration	-	-	-	-
Central Services	-	-	-	-
Operation & Maintenance of Plant	-	-	-	-
Student Transportation	-	-	-	-
Other Support Services	-	-	-	-
Food Services Operations	-	-	-	-
Community Services	-	-	-	-
Debt service				
Principal	-	-	-	-
Interest	-	-	-	-
Capital outlay	-	-	-	-
Total expenditures	650,000	650,000	410,434	239,566
Excess (deficiency) of revenues over (under) expenditures	-	-	-	-
Designated cash	-	-	-	-
OTHER FINANCING SOURCES (USES)				
Transfers	-	-	-	-
Debt Issuance	-	-	-	-
Total other financing sources (uses)	-	-	-	-
Net changes in fund balances	-	-	-	-
Fund balances - beginning of year	-	-	-	-
Fund balances - end of year	$ -	$ -	$ -	$ -

RECONCILIATION TO GAAP BASIS	
Reversal of PY adjustments to revenue / expenditures	-
CY Adjustments to revenues	-
CY Adjustments to expenditures	-
Fund balances (GAAP basis)	$ -

State of New Mexico
Albuquerque Municipal School District No. 12

Johnson O'Malley Special Revenue Fund (733)

Schedule of Revenues, Expenditures, and Changes in Fund Balance
Budget (Non - GAAP Budgetary Basis) and Actual
For the Year Ended June 30, 2014

	Budgeted Amounts			
	Original Budget	Final Budget	Actual	Variance
REVENUES				
Property taxes	$ -	$ -	$ -	$ -
State grants	-	-	-	-
Federal grants	175,208	170,960	108,382	(62,578)
Miscellaneous	-	-	-	-
Interest	-	-	-	-
Total revenues	175,208	170,960	108,382	(62,578)
EXPENDITURES				
Instruction	74,210	113,524	109,222	4,302
Support Services				
Students	91,043	44,831	35,929	8,902
Instruction	8,550	11,878	8,085	3,793
General Administration	175	175	175	-
School Administration	-	-	-	-
Central Services	-	-	-	-
Operation & Maintenance of Plant	1,230	552	552	-
Student Transportation	-	-	-	-
Other Support Services	-	-	-	-
Food Services Operations	-	-	-	-
Community Services	-	-	-	-
Debt service				
Principal	-	-	-	-
Interest	-	-	-	-
Capital outlay	-	-	-	-
Total expenditures	175,208	170,960	153,963	16,997
Excess (deficiency) of revenues over (under) expenditures	-	-	(45,581)	(45,581)
Designated cash	-	-	-	-
OTHER FINANCING SOURCES (USES)				
Transfers	-	-	-	-
Debt Issuance	-	-	-	-
Total other financing sources (uses)	-	-	-	-
Net changes in fund balances	-	-	(45,581)	(45,581)
Fund balances - beginning of year	-	-	(14,227)	(14,227)
Fund balances - end of year	$ -	$ -	$ (59,808)	$ (59,808)

RECONCILIATION TO GAAP BASIS	
Reversal of PY adjustments to revenue / expenditures	14,227
CY Adjustments to revenues	45,501
CY Adjustments to expenditures	80
Fund balances (GAAP basis)	$ -

State of New Mexico
Albuquerque Municipal School District No. 12

Impact Aid Special Education Special Revenue Fund (225)
Schedule of Revenues, Expenditures, and Changes in Fund Balance
Budget (Non - GAAP Budgetary Basis) and Actual
For the Year Ended June 30, 2014

	Budgeted Amounts			
	Original Budget	Final Budget	Actual	Variance
REVENUES				
Property taxes	$ -	$ -	$ -	$ -
State grants	-	-	-	-
Federal grants	21,054	42,155	-	(42,155)
Miscellaneous	-	-	-	-
Interest	-	-	-	-
Total revenues	21,054	42,155	-	(42,155)
EXPENDITURES				
Instruction	-	-	-	-
Support Services				
Students	21,054	42,155	40,700	1,455
Instruction	-	-	-	-
General Administration	-	-	-	-
School Administration	-	-	-	-
Central Services	-	-	-	-
Operation & Maintenance of Plant	-	-	-	-
Student Transportation	-	-	-	-
Other Support Services	-	-	-	-
Food Services Operations	-	-	-	-
Community Services	-	-	-	-
Debt service				
Principal	-	-	-	-
Interest	-	-	-	-
Capital outlay	-	-	-	-
Total expenditures	21,054	42,155	40,700	1,455
Excess (deficiency) of revenues over (under) expenditures	-	-	(40,700)	(40,700)
Designated cash	-	-	-	-
OTHER FINANCING SOURCES (USES)				
Transfers	-	-	-	-
Debt Issuance	-	-	-	-
Total other financing sources (uses)	-	-	-	-
Net changes in fund balances	-	-	(40,700)	(40,700)
Fund balances - beginning of year	-	-	42,154	42,154
Fund balances - end of year	$ -	$ -	$ 1,454	$ 1,454

RECONCILIATION TO GAAP BASIS	
Reversal of PY adjustments to revenue / expenditures	-
CY Adjustments to revenues	-
CY Adjustments to expenditures	-
Fund balances (GAAP basis)	$ 1,454

State of New Mexico
Albuquerque Municipal School District No. 12

Impact Aid Indian Education Special Revenue Fund (233)
Schedule of Revenues, Expenditures, and Changes in Fund Balance
Budget (Non - GAAP Budgetary Basis) and Actual
For the Year Ended June 30, 2014

	Budgeted Amounts			
	Original Budget	Final Budget	Actual	Variance
REVENUES				
Property taxes	$ -	$ -	$ -	$ -
State grants	-	-	-	-
Federal grants	11,855	14,775	235	(14,540)
Miscellaneous	-	-	-	-
Interest	-	-	-	-
Total revenues	11,855	14,775	235	(14,540)
EXPENDITURES				
Instruction	9,121	12,041	6,258	5,783
Support Services				
Students	2,734	2,734	478	2,256
Instruction	-	-	-	-
General Administration	-	-	-	-
School Administration	-	-	-	-
Central Services	-	-	-	-
Operation & Maintenance of Plant	-	-	-	-
Student Transportation	-	-	-	-
Other Support Services	-	-	-	-
Food Services Operations	-	-	-	-
Community Services	-	-	-	-
Debt service				
Principal	-	-	-	-
Interest	-	-	-	-
Capital outlay	-	-	-	-
Total expenditures	11,855	14,775	6,736	8,039
Excess (deficiency) of revenues over (under) expenditures	-	-	(6,501)	(6,501)
Designated cash	-	-	-	-
OTHER FINANCING SOURCES (USES)				
Transfers	-	-	-	-
Debt Issuance	-	-	-	-
Total other financing sources (uses)	-	-	-	-
Net changes in fund balances	-	-	(6,501)	(6,501)
Fund balances - beginning of year	-	-	14,539	14,539
Fund balances - end of year	$ -	$ -	$ 8,038	$ 8,038
RECONCILIATION TO GAAP BASIS				
Reversal of PY adjustments to revenue / expenditures			(159)	
CY Adjustments to revenues			-	
CY Adjustments to expenditures			218	
Fund balances (GAAP basis)			$ 8,097	

State of New Mexico
Albuquerque Municipal School District No. 12

Title XIX Medicaid 3/21 Years Special Revenue Fund (440)
Schedule of Revenues, Expenditures, and Changes in Fund Balance
Budget (Non - GAAP Budgetary Basis) and Actual
For the Year Ended June 30, 2014

	Budgeted Amounts			
	Original Budget	Final Budget	Actual	Variance
REVENUES				
Property taxes	$ -	$ -	$ -	$ -
State grants	-	-	-	-
Federal grants	4,000,000	5,000,000	6,048,850	1,048,850
Miscellaneous	-	-	-	-
Interest	-	-	-	-
Total revenues	4,000,000	5,000,000	6,048,850	1,048,850
EXPENDITURES				
Instruction	60,597	66,339	65,752	587
Support Services				
Students	6,580,279	6,550,995	5,918,545	632,450
Instruction	-	-	-	-
General Administration	3,167,938	3,167,938	139,684	3,028,254
School Administration	-	-	-	-
Central Services	-	1,023,542	24,246	999,296
Operation & Maintenance of Plant	14,000	14,000	10,975	3,025
Student Transportation	-	-	-	-
Other Support Services	-	-	-	-
Food Services Operations	-	-	-	-
Community Services	-	-	-	-
Debt service				
Principal	-	-	-	-
Interest	-	-	-	-
Capital outlay	-	-	-	-
Total expenditures	9,822,814	10,822,814	6,159,202	4,663,612
Excess (deficiency) of revenues over (under) expenditures	(5,822,814)	(5,822,814)	(110,352)	5,712,462
Designated cash	5,822,814	5,822,814	-	(5,822,814)
OTHER FINANCING SOURCES (USES)				
Transfers	-	-	-	-
Debt Issuance	-	-	-	-
Total other financing sources (uses)	-	-	-	-
Net changes in fund balances	-	-	(110,352)	(110,352)
Fund balances - beginning of year	-	-	5,333,058	5,333,058
Fund balances - end of year	$ -	$ -	$ 5,222,706	$ 5,222,706

RECONCILIATION TO GAAP BASIS	
Reversal of PY adjustments to revenue / expenditures	1,381,137
CY Adjustments to revenues	(508,973)
CY Adjustments to expenditures	1,379
Fund balances (GAAP basis)	$ 6,096,249

State of New Mexico
Albuquerque Municipal School District No. 12

School Leadership Program Special Revenue Fund (461)
Schedule of Revenues, Expenditures, and Changes in Fund Balance
Budget (Non - GAAP Budgetary Basis) and Actual
For the Year Ended June 30, 2014

	Budgeted Amounts			
	Original Budget	Final Budget	Actual	Variance
REVENUES				
Property taxes	$ -	$ -	$ -	$ -
State grants	-	-	-	-
Federal grants	251,842	1,122,634	520,893	(601,741)
Miscellaneous	-	-	-	-
Interest	-	-	-	-
Total revenues	251,842	1,122,634	520,893	(601,741)
EXPENDITURES				
Instruction	66,025	401,953	170,595	231,358
Support Services				
Students	2,032	14,683	8,203	6,480
Instruction	1	332,988	243,163	89,825
General Administration	-	30,290	14,443	15,847
School Administration	183,784	342,720	196,437	146,283
Central Services	-	-	-	-
Operation & Maintenance of Plant	-	-	-	-
Student Transportation	-	-	-	-
Other Support Services	-	-	-	-
Food Services Operations	-	-	-	-
Community Services	-	-	-	-
Debt service				
Principal	-	-	-	-
Interest	-	-	-	-
Capital outlay	-	-	-	-
Total expenditures	251,842	1,122,634	632,841	489,793
Excess (deficiency) of revenues over (under) expenditures	-	-	(111,948)	(111,948)
Designated cash	-	-	-	-
OTHER FINANCING SOURCES (USES)				
Transfers	-	-	-	-
Debt Issuance	-	-	-	-
Total other financing sources (uses)	-	-	-	-
Net changes in fund balances	-	-	(111,948)	(111,948)
Fund balances - beginning of year	-	-	(61,203)	(61,203)
Fund balances - end of year	$ -	$ -	$ (173,151)	$ (173,151)

RECONCILIATION TO GAAP BASIS	
Reversal of PY adjustments to revenue / expenditures	61,203
CY Adjustments to revenues	121,067
CY Adjustments to expenditures	(9,119)
Fund balances (GAAP basis)	$ -

State of New Mexico
Albuquerque Municipal School District No. 12

Indian Education Formula Grant Special Revenue Fund (433)
Schedule of Revenues, Expenditures, and Changes in Fund Balance
Budget (Non - GAAP Budgetary Basis) and Actual
For the Year Ended June 30, 2014

	Budgeted Amounts			
	Original Budget	Final Budget	Actual	Variance
REVENUES				
Property taxes	$ -	$ -	$ -	$ -
State grants	-	-	-	-
Federal grants	1,077,373	1,027,087	845,272	(181,815)
Miscellaneous	-	-	-	-
Interest	-	-	-	-
Total revenues	1,077,373	1,027,087	845,272	(181,815)
EXPENDITURES				
Instruction	1,013,762	964,088	962,869	1,219
Support Services				
Students	-	-	-	-
Instruction	-	-	-	-
General Administration	29,401	28,789	23,108	5,681
School Administration	-	-	-	-
Central Services	34,210	34,210	34,146	64
Operation & Maintenance of Plant	-	-	-	-
Student Transportation	-	-	-	-
Other Support Services	-	-	-	-
Food Services Operations	-	-	-	-
Community Services	-	-	-	-
Debt service				
Principal	-	-	-	-
Interest	-	-	-	-
Capital outlay	-	-	-	-
Total expenditures	1,077,373	1,027,087	1,020,123	6,964
Excess (deficiency) of revenues over (under) expenditures	-	-	(174,851)	(174,851)
Designated cash	-	-	-	-
OTHER FINANCING SOURCES (USES)				
Transfers	-	-	-	-
Debt Issuance	-	-	-	-
Total other financing sources (uses)	-	-	-	-
Net changes in fund balances	-	-	(174,851)	(174,851)
Fund balances - beginning of year	-	-	(160,764)	(160,764)
Fund balances - end of year	$ -	$ -	$ (335,615)	$ (335,615)

RECONCILIATION TO GAAP BASIS	
Reversal of PY adjustments to revenue / expenditures	160,764
CY Adjustments to revenues	174,733
CY Adjustments to expenditures	118
Fund balances (GAAP basis)	$ -

State of New Mexico
Albuquerque Municipal School District No. 12

ROTC Special Revenue Fund (451, 473, 474)
Schedule of Revenues, Expenditures, and Changes in Fund Balance
Budget (Non - GAAP Budgetary Basis) and Actual
For the Year Ended June 30, 2014

	Budgeted Amounts			
	Original Budget	Final Budget	Actual	Variance
REVENUES				
Property taxes	$ -	$ -	$ -	$ -
State grants	-	-	-	-
Federal grants	-	24,221	31,079	6,858
Miscellaneous	-	-	-	-
Interest	-	-	-	-
Total revenues	-	24,221	31,079	6,858
EXPENDITURES				
Instruction	-	24,221	21,995	2,226
Support Services				
Students	-	-	-	-
Instruction	-	-	-	-
General Administration	-	-	-	-
School Administration	-	-	-	-
Central Services	-	-	-	-
Operation & Maintenance of Plant	-	-	-	-
Student Transportation	-	-	-	-
Other Support Services	-	-	-	-
Food Services Operations	-	-	-	-
Community Services	-	-	-	-
Debt service				
Principal	-	-	-	-
Interest	-	-	-	-
Capital outlay	-	-	-	-
Total expenditures	-	24,221	21,995	2,226
Excess (deficiency) of revenues over (under) expenditures	-	-	9,084	9,084
Designated cash	-	-	-	-
OTHER FINANCING SOURCES (USES)				
Transfers	-	-	-	-
Debt Issuance	-	-	-	-
Total other financing sources (uses)	-	-	-	-
Net changes in fund balances	-	-	9,084	9,084
Fund balances - beginning of year	-	-	(9,084)	(9,084)
Fund balances - end of year	$ -	$ -	$ -	$ -

RECONCILIATION TO GAAP BASIS	
Reversal of PY adjustments to revenue / expenditures	9,084
CY Adjustments to revenues	(9,084)
CY Adjustments to expenditures	-
Fund balances (GAAP basis)	$ -

State of New Mexico
Albuquerque Municipal School District No. 12

Elementary School Counseling Special Revenue Fund (458, 470)
Schedule of Revenues, Expenditures, and Changes in Fund Balance
Budget (Non - GAAP Budgetary Basis) and Actual
For the Year Ended June 30, 2014

	Budgeted Amounts			
	Original Budget	Final Budget	Actual	Variance
REVENUES				
Property taxes	$ -	$ -	$ -	$ -
State grants	-	-	-	-
Federal grants	236,543	948,031	379,777	(568,254)
Miscellaneous	-	-	-	-
Interest	-	-	-	-
Total revenues	236,543	948,031	379,777	(568,254)
EXPENDITURES				
Instruction	-	-	-	-
Support Services				
Students	224,768	921,900	436,286	485,614
Instruction	-	-	-	-
General Administration	11,775	26,131	10,543	15,588
School Administration	-	-	-	-
Central Services	-	-	-	-
Operation & Maintenance of Plant	-	-	-	-
Student Transportation	-	-	-	-
Other Support Services	-	-	-	-
Food Services Operations	-	-	-	-
Community Services	-	-	-	-
Debt service				
Principal	-	-	-	-
Interest	-	-	-	-
Capital outlay	-	-	-	-
Total expenditures	236,543	948,031	446,829	501,202
Excess (deficiency) of revenues over (under) expenditures	-	-	(67,052)	(67,052)
Designated cash	-	-	-	-
OTHER FINANCING SOURCES (USES)				
Transfers	-	-	-	-
Debt Issuance	-	-	-	-
Total other financing sources (uses)	-	-	-	-
Net changes in fund balances	-	-	(67,052)	(67,052)
Fund balances - beginning of year	-	-	(46,193)	(46,193)
Fund balances - end of year	$ -	$ -	$ (113,245)	$ (113,245)

RECONCILIATION TO GAAP BASIS	
Reversal of PY adjustments to revenue / expenditures	46,193
CY Adjustments to revenues	67,052
CY Adjustments to expenditures	-
Fund balances (GAAP basis)	$ -

State of New Mexico
Albuquerque Municipal School District No. 12

Smaller Learning Communities Special Revenue Fund (446, 455, 469)
Schedule of Revenues, Expenditures, and Changes in Fund Balance
Budget (Non - GAAP Budgetary Basis) and Actual
For the Year Ended June 30, 2014

	Budgeted Amounts			
	Original Budget	Final Budget	Actual	Variance
REVENUES				
Property taxes	$ -	$ -	$ -	$ -
State grants	-	-	-	-
Federal grants	1,621,928	1,770,170	821,456	(948,714)
Miscellaneous	-	-	-	-
Interest	-	-	-	-
Total revenues	1,621,928	1,770,170	821,456	(948,714)
EXPENDITURES				
Instruction	1,071,151	1,174,836	695,209	479,627
Support Services				
Students	-	-	-	-
Instruction	506,514	551,071	361,104	189,967
General Administration	44,263	44,263	24,304	19,959
School Administration	-	-	-	-
Central Services	-	-	-	-
Operation & Maintenance of Plant	-	-	-	-
Student Transportation	-	-	-	-
Other Support Services	-	-	-	-
Food Services Operations	-	-	-	-
Community Services	-	-	-	-
Debt service				
Principal	-	-	-	-
Interest	-	-	-	-
Capital outlay	-	-	-	-
Total expenditures	1,621,928	1,770,170	1,080,617	689,553
Excess (deficiency) of revenues over (under) expenditures	-	-	(259,161)	(259,161)
Designated cash	-	-	-	-
OTHER FINANCING SOURCES (USES)				
Transfers	-	-	-	-
Debt Issuance	-	-	-	-
Total other financing sources (uses)	-	-	-	-
Net changes in fund balances	-	-	(259,161)	(259,161)
Fund balances - beginning of year	-	-	(182,704)	(182,704)
Fund balances - end of year	$ -	$ -	$ (441,865)	$ (441,865)

RECONCILIATION TO GAAP BASIS	
Reversal of PY adjustments to revenue / expenditures	182,704
CY Adjustments to revenues	258,094
CY Adjustments to expenditures	1,067
Fund balances (GAAP basis)	$ -

State of New Mexico
Albuquerque Municipal School District No. 12

Safe Drug Free Schools & Communities National Program Special Revenue Fund (459, 460)
Schedule of Revenues, Expenditures, and Changes in Fund Balance
Budget (Non - GAAP Budgetary Basis) and Actual
For the Year Ended June 30, 2014

	Budgeted Amounts			
	Original Budget	Final Budget	Actual	Variance
REVENUES				
Property taxes	$ -	$ -	$ -	$ -
State grants	-	-	-	-
Federal grants	921,633	-	364,282	364,282
Miscellaneous	-	-	-	-
Interest	-	-	-	-
Total revenues	921,633	-	364,282	364,282
EXPENDITURES				
Instruction	118,294	-	-	-
Support Services				
Students	771,664	-	-	-
Instruction	-	-	-	-
General Administration	29,353	-	-	-
School Administration	-	-	-	-
Central Services	-	-	-	-
Operation & Maintenance of Plant	2,322	-	-	-
Student Transportation	-	-	-	-
Other Support Services	-	-	-	-
Food Services Operations	-	-	-	-
Community Services	-	-	-	-
Debt service				
Principal	-	-	-	-
Interest	-	-	-	-
Capital outlay	-	-	-	-
Total expenditures	921,633	-	-	-
Excess (deficiency) of revenues over (under) expenditures	-	-	364,282	364,282
Designated cash	-	-	-	-
OTHER FINANCING SOURCES (USES)				
Transfers	-	-	-	-
Debt Issuance	-	-	-	-
Total other financing sources (uses)	-	-	-	-
Net changes in fund balances	-	-	364,282	364,282
Fund balances - beginning of year	-	-	(364,282)	(364,282)
Fund balances - end of year	$ -	$ -	$ -	$ -
RECONCILIATION TO GAAP BASIS				
Reversal of PY adjustments to revenue / expenditures			364,282	
CY Adjustments to revenues			(364,282)	
CY Adjustments to expenditures			-	
Fund balances (GAAP basis)			$ -	

State of New Mexico
Albuquerque Municipal School District No. 12

Federal U.S. Department of Interior Fish & Wildlife Service Special Revenue Fund (468)
Schedule of Revenues, Expenditures, and Changes in Fund Balance
Budget (Non - GAAP Budgetary Basis) and Actual
For the Year Ended June 30, 2014

	Budgeted Amounts			
	Original Budget	Final Budget	Actual	Variance
REVENUES				
Property taxes	$ -	$ -	$ -	$ -
State grants	-	-	-	-
Federal grants	3,880	2,230	2,318	88
Miscellaneous	-	-	-	-
Interest	-	-	-	-
Total revenues	3,880	2,230	2,318	88
EXPENDITURES				
Instruction	3,880	2,230	2,230	-
Support Services				
Students	-	-	-	-
Instruction	-	-	-	-
General Administration	-	-	-	-
School Administration	-	-	-	-
Central Services	-	-	-	-
Operation & Maintenance of Plant	-	-	-	-
Student Transportation	-	-	-	-
Other Support Services	-	-	-	-
Food Services Operations	-	-	-	-
Community Services	-	-	-	-
Debt service				
Principal	-	-	-	-
Interest	-	-	-	-
Capital outlay	-	-	-	-
Total expenditures	3,880	2,230	2,230	-
Excess (deficiency) of revenues over (under) expenditures	-	-	88	88
Designated cash	-	-	-	-
OTHER FINANCING SOURCES (USES)				
Transfers	-	-	-	-
Debt Issuance	-	-	-	-
Total other financing sources (uses)	-	-	-	-
Net changes in fund balances	-	-	88	88
Fund balances - beginning of year	-	-	(88)	(88)
Fund balances - end of year	$ -	$ -	$ -	$ -
RECONCILIATION TO GAAP BASIS				
Reversal of PY adjustments to revenue / expenditures			88	
CY Adjustments to revenues			(888)	
CY Adjustments to expenditures			800	
Fund balances (GAAP basis)			$ -	

State of New Mexico
Albuquerque Municipal School District No. 12

Bill & Melinda Gates Foundation Special Revenue Fund (883)
Schedule of Revenues, Expenditures, and Changes in Fund Balance
Budget (Non - GAAP Budgetary Basis) and Actual
For the Year Ended June 30, 2014

	Budgeted Amounts			
	Original Budget	Final Budget	Actual	Variance
REVENUES				
Property taxes	$ -	$ -	$ -	$ -
State grants	-	-	-	-
Federal grants	-	-	-	-
Miscellaneous	37,985	37,985	-	(37,985)
Interest	-	-	-	-
Total revenues	37,985	37,985	-	(37,985)
EXPENDITURES				
Instruction	35,778	35,778	14,114	21,664
Support Services				
Students	-	-	-	-
Instruction	-	-	-	-
General Administration	2,207	2,207	217	1,990
School Administration	-	-	-	-
Central Services	-	-	-	-
Operation & Maintenance of Plant	-	-	-	-
Student Transportation	-	-	-	-
Other Support Services	-	-	-	-
Food Services Operations	-	-	-	-
Community Services	-	-	-	-
Debt service				
Principal	-	-	-	-
Interest	-	-	-	-
Capital outlay	-	-	-	-
Total expenditures	37,985	37,985	14,331	23,654
Excess (deficiency) of revenues over (under) expenditures	-	-	(14,331)	(14,331)
Designated cash	-	-	-	-
OTHER FINANCING SOURCES (USES)				
Transfers	-	-	-	-
Debt Issuance	-	-	-	-
Total other financing sources (uses)	-	-	-	-
Net changes in fund balances	-	-	(14,331)	(14,331)
Fund balances - beginning of year	-	-	37,983	37,983
Fund balances - end of year	$ -	$ -	$ 23,652	$ 23,652
RECONCILIATION TO GAAP BASIS				
Reversal of PY adjustments to revenue / expenditures			-	
CY Adjustments to revenues			-	
CY Adjustments to expenditures			-	
Fund balances (GAAP basis)			$ 23,652	

State of New Mexico
Albuquerque Municipal School District No. 12
ABEC Job Mentor Special Revenue Fund (619)
Schedule of Revenues, Expenditures, and Changes in Fund Balance
Budget (Non - GAAP Budgetary Basis) and Actual
For the Year Ended June 30, 2014

	Budgeted Amounts			
	Original Budget	Final Budget	Actual	Variance
REVENUES				
Property taxes	$ -	$ -	$ -	$ -
State grants	-	-	-	-
Federal grants	-	-	-	-
Miscellaneous	-	147,682	81,279	(66,403)
Interest	-	-	-	-
Total revenues	-	147,682	81,279	(66,403)
EXPENDITURES				
Instruction	-	140,423	131,595	8,828
Support Services				
Students	-	-	-	-
Instruction	-	-	-	-
General Administration	-	-	-	-
School Administration	-	-	-	-
Central Services	-	7,259	6,637	622
Operation & Maintenance of Plant	-	-	-	-
Student Transportation	-	-	-	-
Other Support Services	-	-	-	-
Food Services Operations	-	-	-	-
Community Services	-	-	-	-
Debt service				
Principal	-	-	-	-
Interest	-	-	-	-
Capital outlay	-	-	-	-
Total expenditures	-	147,682	138,232	9,450
Excess (deficiency) of revenues over (under) expenditures	-	-	(56,953)	(56,953)
Designated cash	-	-	-	-
OTHER FINANCING SOURCES (USES)				
Transfers	-	-	-	-
Debt Issuance	-	-	-	-
Total other financing sources (uses)	-	-	-	-
Net changes in fund balances	-	-	(56,953)	(56,953)
Fund balances - beginning of year	-	-	(47,905)	(47,905)
Fund balances - end of year	$ -	$ -	$ (104,858)	$ (104,858)

RECONCILIATION TO GAAP BASIS	
Reversal of PY adjustments to revenue / expenditures	47,905
CY Adjustments to revenues	56,953
CY Adjustments to expenditures	-
Fund balances (GAAP basis)	$ -

State of New Mexico
Albuquerque Municipal School District No. 12

Corporation for Public Broadcasting Special Revenue Fund (707, 708)
Schedule of Revenues, Expenditures, and Changes in Fund Balance
Budget (Non - GAAP Budgetary Basis) and Actual
For the Year Ended June 30, 2014

	Budgeted Amounts			
	Original Budget	Final Budget	Actual	Variance
REVENUES				
Property taxes	$ -	$ -	$ -	$ -
State grants	-	-	-	-
Federal grants	-	-	-	-
Miscellaneous	166,974	268,918	177,129	(91,789)
Interest	-	-	-	-
Total revenues	166,974	268,918	177,129	(91,789)
EXPENDITURES				
Instruction	-	-	-	-
Support Services				
Students	166,974	268,918	218,135	50,783
Instruction	-	-	-	-
General Administration	-	-	-	-
School Administration	-	-	-	-
Central Services	-	-	-	-
Operation & Maintenance of Plant	-	-	-	-
Student Transportation	-	-	-	-
Other Support Services	-	-	-	-
Food Services Operations	-	-	-	-
Community Services	-	-	-	-
Debt service				
Principal	-	-	-	-
Interest	-	-	-	-
Capital outlay	-	-	-	-
Total expenditures	166,974	268,918	218,135	50,783
Excess (deficiency) of revenues over (under) expenditures	-	-	(41,006)	(41,006)
Designated cash	-	-	-	-
OTHER FINANCING SOURCES (USES)				
Transfers	-	-	-	-
Debt Issuance	-	-	-	-
Total other financing sources (uses)	-	-	-	-
Net changes in fund balances	-	-	(41,006)	(41,006)
Fund balances - beginning of year	-	-	43,137	43,137
Fund balances - end of year	$ -	$ -	$ 2,131	$ 2,131
RECONCILIATION TO GAAP BASIS				
Reversal of PY adjustments to revenue / expenditures			(43,137)	
CY Adjustments to revenues			33,594	
CY Adjustments to expenditures			7,412	
Fund balances (GAAP basis)			$ -	

State of New Mexico
Albuquerque Municipal School District No. 12
General Mills Foundation (725)
Schedule of Revenues, Expenditures, and Changes in Fund Balance
Budget (Non - GAAP Budgetary Basis) and Actual
For the Year Ended June 30, 2014

	Budgeted Amounts			
	Original Budget	Final Budget	Actual	Variance
REVENUES				
Property taxes	$ -	$ -	$ -	$ -
State grants	-	-	-	-
Federal grants	-	-	-	-
Miscellaneous	-	10,700	10,700	-
Interest	-	-	-	-
Total revenues	-	10,700	10,700	-
EXPENDITURES				
Instruction	-	9,653	9,157	496
Support Services				
Students	-	1,047	1,047	-
Instruction	-	-	-	-
General Administration	-	-	-	-
School Administration	-	-	-	-
Central Services	-	-	-	-
Operation & Maintenance of Plant	-	-	-	-
Student Transportation	-	-	-	-
Other Support Services	-	-	-	-
Food Services Operations	-	-	-	-
Community Services	-	-	-	-
Debt service				
Principal	-	-	-	-
Interest	-	-	-	-
Capital outlay	-	-	-	-
Total expenditures	-	10,700	10,204	496
Excess (deficiency) of revenues over (under) expenditures	-	-	496	496
Designated cash	-	-	-	-
OTHER FINANCING SOURCES (USES)				
Transfers	-	-	-	-
Debt Issuance	-	-	-	-
Total other financing sources (uses)	-	-	-	-
Net changes in fund balances	-	-	496	496
Fund balances - beginning of year	-	-	-	-
Fund balances - end of year	$ -	$ -	$ 496	$ 496
RECONCILIATION TO GAAP BASIS				
Reversal of PY adjustments to revenue / expenditures			-	
CY Adjustments to revenues			-	
CY Adjustments to expenditures			-	
Fund balances (GAAP basis)			$ 496	

State of New Mexico
Albuquerque Municipal School District No. 12
Microsoft Settlement Funds Special Revenue Fund (564)
Schedule of Revenues, Expenditures, and Changes in Fund Balance
Budget (Non - GAAP Budgetary Basis) and Actual
For the Year Ended June 30, 2014

	Budgeted Amounts			
	Original Budget	Final Budget	Actual	Variance
REVENUES				
Property taxes	$ -	$ -	$ -	$ -
State grants	-	-	-	-
Federal grants	-	-	-	-
Miscellaneous	427,745	432,103	-	(432,103)
Interest	-	-	-	-
Total revenues	427,745	432,103	-	(432,103)
EXPENDITURES				
Instruction	174,513	162	159	3
Support Services				
Students	-	-	-	-
Instruction	253,232	431,941	197,309	234,632
General Administration	-	-	-	-
School Administration	-	-	-	-
Central Services	-	-	-	-
Operation & Maintenance of Plant	-	-	-	-
Student Transportation	-	-	-	-
Other Support Services	-	-	-	-
Food Services Operations	-	-	-	-
Community Services	-	-	-	-
Debt service				
Principal	-	-	-	-
Interest	-	-	-	-
Capital outlay	-	-	-	-
Total expenditures	427,745	432,103	197,468	234,635
Excess (deficiency) of revenues over (under) expenditures	-	-	(197,468)	(197,468)
Designated cash	-	-	-	-
OTHER FINANCING SOURCES (USES)				
Transfers	-	-	-	-
Debt Issuance	-	-	-	-
Total other financing sources (uses)	-	-	-	-
Net changes in fund balances	-	-	(197,468)	(197,468)
Fund balances - beginning of year	-	-	432,103	432,103
Fund balances - end of year	$ -	$ -	$ 234,635	$ 234,635

RECONCILIATION TO GAAP BASIS	
Reversal of PY adjustments to revenue / expenditures	(72,332)
CY Adjustments to revenues	-
CY Adjustments to expenditures	13,910
Fund balances (GAAP basis)	$ 176,213

State of New Mexico
Albuquerque Municipal School District No. 12
APS Foundation Special Revenue Fund (607)
Schedule of Revenues, Expenditures, and Changes in Fund Balance
Budget (Non - GAAP Budgetary Basis) and Actual
For the Year Ended June 30, 2014

	Budgeted Amounts			
	Original Budget	Final Budget	Actual	Variance
REVENUES				
Property taxes	$ -	$ -	$ -	$ -
State grants	-	-	-	-
Federal grants	-	-	-	-
Miscellaneous	146,444	268,319	61,807	(206,512)
Interest	-	-	-	-
Total revenues	146,444	268,319	61,807	(206,512)
EXPENDITURES				
Instruction	69,809	266,549	48,824	217,725
Support Services				
Students	-	-	-	-
Instruction	76,635	1,770	424	1,346
General Administration	-	-	-	-
School Administration	-	-	-	-
Central Services	-	-	-	-
Operation & Maintenance of Plant	-	-	-	-
Student Transportation	-	-	-	-
Other Support Services	-	-	-	-
Food Services Operations	-	-	-	-
Community Services	-	-	-	-
Debt service				
Principal	-	-	-	-
Interest	-	-	-	-
Capital outlay	-	-	-	-
Total expenditures	146,444	268,319	49,248	219,071
Excess (deficiency) of revenues over (under) expenditures	-	-	12,559	12,559
Designated cash	-	-	-	-
OTHER FINANCING SOURCES (USES)				
Transfers	-	-	-	-
Debt Issuance	-	-	-	-
Total other financing sources (uses)	-	-	-	-
Net changes in fund balances	-	-	12,559	12,559
Fund balances - beginning of year	-	-	181,751	181,751
Fund balances - end of year	$ -	$ -	$ 194,310	$ 194,310
RECONCILIATION TO GAAP BASIS				
Reversal of PY adjustments to revenue / expenditures			2,786	
CY Adjustments to revenues			3,371	
CY Adjustments to expenditures			-	
Fund balances (GAAP basis)			$ 200,467	

State of New Mexico
Albuquerque Municipal School District No. 12
APS Homeless Project Special Revenue Funds (694, 703, 704, 705, 706)
Schedule of Revenues, Expenditures, and Changes in Fund Balance
Budget (Non - GAAP Budgetary Basis) and Actual
For the Year Ended June 30, 2014

	Budgeted Amounts			
	Original Budget	Final Budget	Actual	Variance
REVENUES				
Property taxes	$ -	$ -	$ -	$ -
State grants	-	-	-	-
Federal grants	-	-	-	-
Miscellaneous	20,410	87,252	75,790	(11,462)
Interest	-	-	-	-
Total revenues	20,410	87,252	75,790	(11,462)
EXPENDITURES				
Instruction	19,656	53,549	48,780	4,769
Support Services				
Students	-	-	-	-
Instruction	-	-	-	-
General Administration	-	-	-	-
School Administration	-	-	-	-
Central Services	-	-	-	-
Operation & Maintenance of Plant	-	-	-	-
Student Transportation	-	-	-	-
Other Support Services	-	-	-	-
Food Services Operations	754	33,703	26,000	7,703
Community Services	-	-	-	-
Debt service				
Principal	-	-	-	-
Interest	-	-	-	-
Capital outlay	-	-	-	-
Total expenditures	20,410	87,252	74,780	12,472
Excess (deficiency) of revenues over (under) expenditures	-	-	1,010	1,010
Designated cash	-	-	-	-
OTHER FINANCING SOURCES (USES)				
Transfers	-	-	-	-
Debt Issuance	-	-	-	-
Total other financing sources (uses)	-	-	-	-
Net changes in fund balances	-	-	1,010	1,010
Fund balances - beginning of year	-	-	6,462	6,462
Fund balances - end of year	$ -	$ -	$ 7,472	$ 7,472
RECONCILIATION TO GAAP BASIS				
Reversal of PY adjustments to revenue / expenditures			-	
CY Adjustments to revenues			8,656	
CY Adjustments to expenditures			(25)	
Fund balances (GAAP basis)			$ 16,103	

State of New Mexico
Albuquerque Municipal School District No. 12
Target School Grants Special Revenue Fund (700)
Schedule of Revenues, Expenditures, and Changes in Fund Balance
Budget (Non - GAAP Budgetary Basis) and Actual
For the Year Ended June 30, 2014

	Budgeted Amounts			
	Original Budget	Final Budget	Actual	Variance
REVENUES				
Property taxes	$ -	$ -	$ -	$ -
State grants	-	-	-	-
Federal grants	-	-	-	-
Miscellaneous	45,157	50,805	-	(50,805)
Interest	-	-	-	-
Total revenues	45,157	50,805	-	(50,805)
EXPENDITURES				
Instruction	45,157	50,805	26,641	24,164
Support Services				
Students	-	-	-	-
Instruction	-	-	-	-
General Administration	-	-	-	-
School Administration	-	-	-	-
Central Services	-	-	-	-
Operation & Maintenance of Plant	-	-	-	-
Student Transportation	-	-	-	-
Other Support Services	-	-	-	-
Food Services Operations	-	-	-	-
Community Services	-	-	-	-
Debt service				
Principal	-	-	-	-
Interest	-	-	-	-
Capital outlay	-	-	-	-
Total expenditures	45,157	50,805	26,641	24,164
Excess (deficiency) of revenues over (under) expenditures	-	-	(26,641)	(26,641)
Designated cash	-	-	-	-
OTHER FINANCING SOURCES (USES)				
Transfers	-	-	-	-
Debt Issuance	-	-	-	-
Total other financing sources (uses)	-	-	-	-
Net changes in fund balances	-	-	(26,641)	(26,641)
Fund balances - beginning of year	-	-	50,804	50,804
Fund balances - end of year	$ -	$ -	$ 24,163	$ 24,163
RECONCILIATION TO GAAP BASIS				
Reversal of PY adjustments to revenue / expenditures			-	
CY Adjustments to revenues			-	
CY Adjustments to expenditures			-	
Fund balances (GAAP basis)			$ 24,163	

State of New Mexico
Albuquerque Municipal School District No. 12
Bridge of Southern New Mexico (715)
Schedule of Revenues, Expenditures, and Changes in Fund Balance
Budget (Non - GAAP Budgetary Basis) and Actual
For the Year Ended June 30, 2014

	Budgeted Amounts			
	Original Budget	Final Budget	Actual	Variance
REVENUES				
Property taxes	$ -	$ -	$ -	$ -
State grants	-	-	-	-
Federal grants	-	-	-	-
Miscellaneous	-	99,965	99,965	-
Interest	-	-	-	-
Total revenues	-	99,965	99,965	-
EXPENDITURES				
Instruction	-	94,965	2,445	92,520
Support Services				
Students	-	-	-	-
Instruction	-	-	-	-
General Administration	-	-	-	-
School Administration	-	5,000	-	5,000
Central Services	-	-	-	-
Operation & Maintenance of Plant	-	-	-	-
Student Transportation	-	-	-	-
Other Support Services	-	-	-	-
Food Services Operations	-	-	-	-
Community Services	-	-	-	-
Debt service				
Principal	-	-	-	-
Interest	-	-	-	-
Capital outlay	-	-	-	-
Total expenditures	-	99,965	2,445	97,520
Excess (deficiency) of revenues over (under) expenditures	-	-	97,520	97,520
Designated cash	-	-	-	-
OTHER FINANCING SOURCES (USES)				
Transfers	-	-	-	-
Debt Issuance	-	-	-	-
Total other financing sources (uses)	-	-	-	-
Net changes in fund balances	-	-	97,520	97,520
Fund balances - beginning of year	-	-	-	-
Fund balances - end of year	$ -	$ -	$ 97,520	$ 97,520
RECONCILIATION TO GAAP BASIS				
Reversal of PY adjustments to revenue / expenditures			-	
CY Adjustments to revenues			-	
CY Adjustments to expenditures			-	
Fund balances (GAAP basis)			$ 97,520	

State of New Mexico
Albuquerque Municipal School District No. 12

Dual Credit Instructional Materials Special Revenue Fund (592)
Schedule of Revenues, Expenditures, and Changes in Fund Balance
Budget (Non - GAAP Budgetary Basis) and Actual
For the Year Ended June 30, 2014

	Budgeted Amounts			
	Original Budget	Final Budget	Actual	Variance
REVENUES				
Property taxes	$ -	$ -	$ -	$ -
State grants	-	159,589	146,055	(13,534)
Federal grants	-	-	-	-
Miscellaneous	-	-	-	-
Interest	-	-	-	-
Total revenues	-	159,589	146,055	(13,534)
EXPENDITURES				
Instruction	-	159,589	159,589	-
Support Services				
Students	-	-	-	-
Instruction	-	-	-	-
General Administration	-	-	-	-
School Administration	-	-	-	-
Central Services	-	-	-	-
Operation & Maintenance of Plant	-	-	-	-
Student Transportation	-	-	-	-
Other Support Services	-	-	-	-
Food Services Operations	-	-	-	-
Community Services	-	-	-	-
Debt service				
Principal	-	-	-	-
Interest	-	-	-	-
Capital outlay	-	-	-	-
Total expenditures	-	159,589	159,589	-
Excess (deficiency) of revenues over (under) expenditures	-	-	(13,534)	(13,534)
Designated cash	-	-	-	-
OTHER FINANCING SOURCES (USES)				
Transfers	-	-	-	-
Debt issuance	-	-	-	-
Total other financing sources (uses)	-	-	-	-
Net changes in fund balances	-	-	(13,534)	(13,534)
Fund balances - beginning of year	-	-	(34,324)	(34,324)
Fund balances - end of year	$ -	$ -	$ (47,858)	$ (47,858)

RECONCILIATION TO GAAP BASIS	
Reversal of PY adjustments to revenue / expenditures	34,324
CY Adjustments to revenues	13,534
CY Adjustments to expenditures	-
Other financing sources (uses)	-
Fund balances (GAAP basis)	$ -

State of New Mexico
Albuquerque Municipal School District No. 12
2012 GO Bonds Student Library SB-66 (499)
Schedule of Revenues, Expenditures, and Changes in Fund Balance
Budget (Non - GAAP Budgetary Basis) and Actual
For the Year Ended June 30, 2014

	Budgeted Amounts			
	Original Budget	Final Budget	Actual	Variance
REVENUES				
Property taxes	$ -	$ -	$ -	$ -
State grants	526,291	526,291	37,547	(488,744)
Federal grants	-	-	-	-
Miscellaneous	-	-	-	-
Interest	-	-	-	-
Total revenues	526,291	526,291	37,547	(488,744)
EXPENDITURES				
Instruction	-	-	-	-
Support Services				
Students	-	-	-	-
Instruction	526,291	526,291	361,233	165,058
General Administration	-	-	-	-
School Administration	-	-	-	-
Central Services	-	-	-	-
Operation & Maintenance of Plant	-	-	-	-
Student Transportation	-	-	-	-
Other Support Services	-	-	-	-
Food Services Operations	-	-	-	-
Community Services	-	-	-	-
Debt service				
Principal	-	-	-	-
Interest	-	-	-	-
Capital outlay	-	-	-	-
Total expenditures	526,291	526,291	361,233	165,058
Excess (deficiency) of revenues over (under) expenditures	-	-	(323,686)	(323,686)
Designated cash	-	-	-	-
OTHER FINANCING SOURCES (USES)				
Transfers	-	-	-	-
Debt issuance	-	-	-	-
Total other financing sources (uses)	-	-	-	-
Net changes in fund balances	-	-	(323,686)	(323,686)
Fund balances - beginning of year	-	-	-	-
Fund balances - end of year	$ -	$ -	$ (323,686)	$ (323,686)
RECONCILIATION TO GAAP BASIS				
Reversal of PY adjustments to revenue / expenditures			-	
CY Adjustments to revenues			323,686	
CY Adjustments to expenditures			-	
Other financing sources (uses)			-	
Fund balances (GAAP basis)			$ -	

State of New Mexico
Albuquerque Municipal School District No. 12
Formative Assessments Laws of 2012 Special Revenue Fund (501)
Schedule of Revenues, Expenditures, and Changes in Fund Balance
Budget (Non - GAAP Budgetary Basis) and Actual
For the Year Ended June 30, 2014

	Budgeted Amounts			
	Original Budget	Final Budget	Actual	Variance
REVENUES				
Property taxes	$ -	$ -	$ -	$ -
State grants	-	-	80,720	80,720
Federal grants	-	-	-	-
Miscellaneous	-	-	-	-
Interest	-	-	-	-
Total revenues	-	-	80,720	80,720
EXPENDITURES				
Instruction	-	-	-	-
Support Services				
Students	-	-	-	-
Instruction	-	-	-	-
General Administration	-	-	-	-
School Administration	-	-	-	-
Central Services	-	-	-	-
Operation & Maintenance of Plant	-	-	-	-
Student Transportation	-	-	-	-
Other Support Services	-	-	-	-
Food Services Operations	-	-	-	-
Community Services	-	-	-	-
Debt service				
Principal	-	-	-	-
Interest	-	-	-	-
Capital outlay	-	-	-	-
Total expenditures	-	-	-	-
Excess (deficiency) of revenues over (under) expenditures	-	-	80,720	80,720
Designated cash	-	-	-	-
OTHER FINANCING SOURCES (USES)				
Transfers	-	-	-	-
Debt issuance	-	-	-	-
Total other financing sources (uses)	-	-	-	-
Net changes in fund balances	-	-	80,720	80,720
Fund balances - beginning of year	-	-	(80,720)	(80,720)
Fund balances - end of year	$ -	$ -	$ -	$ -

RECONCILIATION TO GAAP BASIS	
Reversal of PY adjustments to revenue / expenditures	80,720
CY Adjustments to revenues	(80,720)
CY Adjustments to expenditures	-
Other financing sources (uses)	-
Fund balances (GAAP basis)	$ -

State of New Mexico
Albuquerque Municipal School District No. 12
New Mexico Reads to Lead K-3 Special Revenue Fund (500)
Schedule of Revenues, Expenditures, and Changes in Fund Balance
Budget (Non - GAAP Budgetary Basis) and Actual
For the Year Ended June 30, 2014

	Budgeted Amounts			
	Original Budget	Final Budget	Actual	Variance
REVENUES				
Property taxes	$ -	$ -	$ -	$ -
State grants	-	50,000	170,553	120,553
Federal grants	-	-	-	-
Miscellaneous	-	-	-	-
Interest	-	-	-	-
Total revenues	-	50,000	170,553	120,553
EXPENDITURES				
Instruction	-	50,000	49,093	907
Support Services				
Students	-	-	-	-
Instruction	-	-	-	-
General Administration	-	-	-	-
School Administration	-	-	-	-
Central Services	-	-	-	-
Operation & Maintenance of Plant	-	-	-	-
Student Transportation	-	-	-	-
Other Support Services	-	-	-	-
Food Services Operations	-	-	-	-
Community Services	-	-	-	-
Debt service				
Principal	-	-	-	-
Interest	-	-	-	-
Capital outlay	-	-	-	-
Total expenditures	-	50,000	49,093	907
Excess (deficiency) of revenues over (under) expenditures	-	-	121,460	121,460
Designated cash	-	-	-	-
OTHER FINANCING SOURCES (USES)				
Transfers	-	-	-	-
Debt issuance	-	-	-	-
Total other financing sources (uses)	-	-	-	-
Net changes in fund balances	-	-	121,460	121,460
Fund balances - beginning of year	-	-	(170,553)	(170,553)
Fund balances - end of year	$ -	$ -	$ (49,093)	$ (49,093)
RECONCILIATION TO GAAP BASIS				
Reversal of PY adjustments to revenue / expenditures			170,553	
CY Adjustments to revenues			(121,420)	
CY Adjustments to expenditures			(40)	
Other financing sources (uses)			-	
Fund balances (GAAP basis)			$ -	

State of New Mexico
Albuquerque Municipal School District No. 12
Robotics Award (626)
Schedule of Revenues, Expenditures, and Changes in Fund Balance
Budget (Non - GAAP Budgetary Basis) and Actual
For the Year Ended June 30, 2014

	Budgeted Amounts			
	Original Budget	Final Budget	Actual	Variance
REVENUES				
Property taxes	$ -	$ -	$ -	$ -
State grants	-	19,360	-	(19,360)
Federal grants	-	-	-	-
Miscellaneous	-	-	-	-
Interest	-	-	-	-
Total revenues	-	19,360	-	(19,360)
EXPENDITURES				
Instruction	-	19,360	18,593	767
Support Services				
Students	-	-	-	-
Instruction	-	-	-	-
General Administration	-	-	-	-
School Administration	-	-	-	-
Central Services	-	-	-	-
Operation & Maintenance of Plant	-	-	-	-
Student Transportation	-	-	-	-
Other Support Services	-	-	-	-
Food Services Operations	-	-	-	-
Community Services	-	-	-	-
Debt service				
Principal	-	-	-	-
Interest	-	-	-	-
Capital outlay	-	-	-	-
Total expenditures	-	19,360	18,593	767
Excess (deficiency) of revenues over (under) expenditures	-	-	(18,593)	(18,593)
Designated cash	-	-	-	-
OTHER FINANCING SOURCES (USES)				
Transfers	-	-	-	-
Debt issuance	-	-	-	-
Total other financing sources (uses)	-	-	-	-
Net changes in fund balances	-	-	(18,593)	(18,593)
Fund balances - beginning of year	-	-	-	-
Fund balances - end of year	$ -	$ -	$ (18,593)	$ (18,593)
RECONCILIATION TO GAAP BASIS				
Reversal of PY adjustments to revenue / expenditures			-	
CY Adjustments to revenues			18,593	
CY Adjustments to expenditures			-	
Other financing sources (uses)			-	
Fund balances (GAAP basis)			$ -	

State of New Mexico
Albuquerque Municipal School District No. 12
Technology For Education PED Special Revenue Fund (794)
Schedule of Revenues, Expenditures, and Changes in Fund Balance
Budget (Non - GAAP Budgetary Basis) and Actual
For the Year Ended June 30, 2014

	Budgeted Amounts			
	Original Budget	Final Budget	Actual	Variance
REVENUES				
Property taxes	$ -	$ -	$ -	$ -
State grants	-	-	-	-
Federal grants	-	-	-	-
Miscellaneous	-	-	-	-
Interest	-	-	-	-
Total revenues	-	-	-	-
EXPENDITURES				
Instruction	-	183,591	56,394	127,197
Support Services				
Students	-	-	-	-
Instruction	-	-	-	-
General Administration	-	23,648	11,009	12,639
School Administration	-	564,923	441,727	123,196
Central Services	-	-	-	-
Operation & Maintenance of Plant	-	-	-	-
Student Transportation	-	-	-	-
Other Support Services	-	-	-	-
Food Services Operations	-	-	-	-
Community Services	-	-	-	-
Debt service				
Principal	-	-	-	-
Interest	-	-	-	-
Capital outlay	-	-	-	-
Total expenditures	-	772,162	509,130	263,032
Excess (deficiency) of revenues over (under) expenditures	-	(772,162)	(509,130)	263,032
Designated cash	-	772,162	-	(772,162)
OTHER FINANCING SOURCES (USES)				
Transfers	-	-	-	-
Debt issuance	-	-	-	-
Total other financing sources (uses)	-	-	-	-
Net changes in fund balances	-	-	(509,130)	(509,130)
Fund balances - beginning of year	-	-	772,162	772,162
Fund balances - end of year	$ -	$ -	$ 263,032	$ 263,032
RECONCILIATION TO GAAP BASIS				
Reversal of PY adjustments to revenue / expenditures			-	
CY Adjustments to revenues			-	
CY Adjustments to expenditures			-	
Other financing sources (uses)			-	
Fund balances (GAAP basis)			$ 263,032	

State of New Mexico
Albuquerque Municipal School District No. 12
Advanced Placement Stipend (627)
Schedule of Revenues, Expenditures, and Changes in Fund Balance
Budget (Non - GAAP Budgetary Basis) and Actual
For the Year Ended June 30, 2014

	Budgeted Amounts			
	Original Budget	Final Budget	Actual	Variance
REVENUES				
Property taxes	$ -	$ -	$ -	$ -
State grants	-	10,000	-	(10,000)
Federal grants	-	-	-	-
Miscellaneous	-	-	-	-
Interest	-	-	-	-
Total revenues	-	10,000	-	(10,000)
EXPENDITURES				
Instruction	-	10,000	10,000	-
Support Services				
Students	-	-	-	-
Instruction	-	-	-	-
General Administration	-	-	-	-
School Administration	-	-	-	-
Central Services	-	-	-	-
Operation & Maintenance of Plant	-	-	-	-
Student Transportation	-	-	-	-
Other Support Services	-	-	-	-
Food Services Operations	-	-	-	-
Community Services	-	-	-	-
Debt service				
Principal	-	-	-	-
Interest	-	-	-	-
Capital outlay	-	-	-	-
Total expenditures	-	10,000	10,000	-
Excess (deficiency) of revenues over (under) expenditures	-	-	(10,000)	(10,000)
Designated cash	-	-	-	-
OTHER FINANCING SOURCES (USES)				
Transfers	-	-	-	-
Debt issuance	-	-	-	-
Total other financing sources (uses)	-	-	-	-
Net changes in fund balances	-	-	(10,000)	(10,000)
Fund balances - beginning of year	-	-	-	-
Fund balances - end of year	$ -	$ -	$ (10,000)	$ (10,000)
RECONCILIATION TO GAAP BASIS				
Reversal of PY adjustments to revenue / expenditures			-	
CY Adjustments to revenues			10,000	
CY Adjustments to expenditures			-	
Other financing sources (uses)			-	
Fund balances (GAAP basis)			$ -	

State of New Mexico
Albuquerque Municipal School District No. 12

Incentives for School Improvement Act PED Special Revenue Fund (565)
Schedule of Revenues, Expenditures, and Changes in Fund Balance
Budget (Non - GAAP Budgetary Basis) and Actual
For the Year Ended June 30, 2014

	Budgeted Amounts			
	Original Budget	Final Budget	Actual	Variance
REVENUES				
Property taxes	$ -	$ -	$ -	$ -
State grants	-	-	-	-
Federal grants	-	-	-	-
Miscellaneous	-	-	-	-
Interest	-	-	-	-
Total revenues	-	-	-	-
EXPENDITURES				
Instruction	-	6,141	36	6,105
Support Services				
Students	-	-	-	-
Instruction	-	-	-	-
General Administration	-	-	-	-
School Administration	-	-	-	-
Central Services	-	-	-	-
Operation & Maintenance of Plant	-	-	-	-
Student Transportation	-	-	-	-
Other Support Services	-	-	-	-
Food Services Operations	-	-	-	-
Community Services	-	-	-	-
Debt service				
Principal	-	-	-	-
Interest	-	-	-	-
Capital outlay	-	-	-	-
Total expenditures	-	6,141	36	6,105
Excess (deficiency) of revenues over (under) expenditures	-	(6,141)	(36)	6,105
Designated cash	-	6,141	-	(6,141)
OTHER FINANCING SOURCES (USES)				
Transfers	-	-	-	-
Debt issuance	-	-	-	-
Total other financing sources (uses)	-	-	-	-
Net changes in fund balances	-	-	(36)	(36)
Fund balances - beginning of year	-	-	6,140	6,140
Fund balances - end of year	$ -	$ -	$ 6,104	$ 6,104
RECONCILIATION TO GAAP BASIS				
Reversal of PY adjustments to revenue / expenditures			-	
CY Adjustments to revenues			-	
CY Adjustments to expenditures			-	
Other financing sources (uses)			-	
Fund balances (GAAP basis)			$ 6,104	

State of New Mexico
Albuquerque Municipal School District No. 12
Pre K Initiative Special Revenue Fund (516)
Schedule of Revenues, Expenditures, and Changes in Fund Balance
Budget (Non - GAAP Budgetary Basis) and Actual
For the Year Ended June 30, 2014

	Budgeted Amounts			
	Original Budget	Final Budget	Actual	Variance
REVENUES				
Property taxes	$ -	$ -	$ -	$ -
State grants	2,463,000	2,463,000	1,722,403	(740,597)
Federal grants	-	-	-	-
Miscellaneous	-	-	-	-
Interest	-	-	-	-
Total revenues	2,463,000	2,463,000	1,722,403	(740,597)
EXPENDITURES				
Instruction	2,190,286	2,314,086	2,246,622	67,464
Support Services				
Students	217,536	93,736	94,108	(372)
Instruction	40,000	40,000	24,361	15,639
General Administration	15,178	15,178	15,277	(99)
School Administration	-	-	-	-
Central Services	-	-	-	-
Operation & Maintenance of Plant	-	-	-	-
Student Transportation	-	-	-	-
Other Support Services	-	-	-	-
Food Services Operations	-	-	-	-
Community Services	-	-	-	-
Debt service				
Principal	-	-	-	-
Interest	-	-	-	-
Capital outlay	-	-	-	-
Total expenditures	2,463,000	2,463,000	2,380,368	82,632
Excess (deficiency) of revenues over (under) expenditures	-	-	(657,965)	(657,965)
Designated cash	-	-	-	-
OTHER FINANCING SOURCES (USES)				
Transfers	-	-	-	-
Debt issuance	-	-	-	-
Total other financing sources (uses)	-	-	-	-
Net changes in fund balances	-	-	(657,965)	(657,965)
Fund balances - beginning of year	-	-	(289,711)	(289,711)
Fund balances - end of year	$ -	$ -	$ (947,676)	$ (947,676)

RECONCILIATION TO GAAP BASIS	
Reversal of PY adjustments to revenue / expenditures	289,711
CY Adjustments to revenues	657,965
CY Adjustments to expenditures	-
Other financing sources (uses)	-
Fund balances (GAAP basis)	$ -

State of New Mexico
Albuquerque Municipal School District No. 12
Indian Education School District Initiative Grant (611)
Schedule of Revenues, Expenditures, and Changes in Fund Balance
Budget (Non - GAAP Budgetary Basis) and Actual
For the Year Ended June 30, 2014

	Budgeted Amounts			
	Original Budget	Final Budget	Actual	Variance
REVENUES				
Property taxes	$ -	$ -	$ -	$ -
State grants	-	20,000	-	(20,000)
Federal grants	-	-	-	-
Miscellaneous	-	-	-	-
Interest	-	-	-	-
Total revenues	-	20,000	-	(20,000)
EXPENDITURES				
Instruction	-	18,834	18,374	460
Support Services				
Students	-	-	-	-
Instruction	-	-	-	-
General Administration	-	-	-	-
School Administration	-	-	-	-
Central Services	-	-	-	-
Operation & Maintenance of Plant	-	1,166	818	348
Student Transportation	-	-	-	-
Other Support Services	-	-	-	-
Food Services Operations	-	-	-	-
Community Services	-	-	-	-
Debt service				
Principal	-	-	-	-
Interest	-	-	-	-
Capital outlay	-	-	-	-
Total expenditures	-	20,000	19,192	808
Excess (deficiency) of revenues over (under) expenditures	-	-	(19,192)	(19,192)
Designated cash	-	-	-	-
OTHER FINANCING SOURCES (USES)				
Transfers	-	-	-	-
Debt issuance	-	-	-	-
Total other financing sources (uses)	-	-	-	-
Net changes in fund balances	-	-	(19,192)	(19,192)
Fund balances - beginning of year	-	-	-	-
Fund balances - end of year	$ -	$ -	$ (19,192)	$ (19,192)

RECONCILIATION TO GAAP BASIS	
Reversal of PY adjustments to revenue / expenditures	-
CY Adjustments to revenues	19,192
CY Adjustments to expenditures	-
Other financing sources (uses)	-
Fund balances (GAAP basis)	$ -

State of New Mexico
Albuquerque Municipal School District No. 12
Breakfast for Elementary Students Special Revenue Fund (569)
Schedule of Revenues, Expenditures, and Changes in Fund Balance
Budget (Non - GAAP Budgetary Basis) and Actual
For the Year Ended June 30, 2014

	Budgeted Amounts			
	Original Budget	Final Budget	Actual	Variance
REVENUES				
Property taxes	$ -	$ -	$ -	$ -
State grants	-	505,827	594,583	88,756
Federal grants	-	-	-	-
Miscellaneous	-	-	-	-
Interest	-	-	-	-
Total revenues	-	505,827	594,583	88,756
EXPENDITURES				
Instruction	-	-	-	-
Support Services				
Students	-	-	-	-
Instruction	-	-	-	-
General Administration	-	-	-	-
School Administration	-	-	-	-
Central Services	-	-	-	-
Operation & Maintenance of Plant	-	-	-	-
Student Transportation	-	-	-	-
Other Support Services	-	-	-	-
Food Services Operations	-	505,827	498,524	7,303
Community Services	-	-	-	-
Debt service				
Principal	-	-	-	-
Interest	-	-	-	-
Capital outlay	-	-	-	-
Total expenditures	-	505,827	498,524	7,303
Excess (deficiency) of revenues over (under) expenditures	-	-	96,059	96,059
Designated cash	-	-	-	-
OTHER FINANCING SOURCES (USES)				
Transfers	-	-	-	-
Debt issuance	-	-	-	-
Total other financing sources (uses)	-	-	-	-
Net changes in fund balances	-	-	96,059	96,059
Fund balances - beginning of year	-	-	(139,480)	(139,480)
Fund balances - end of year	$ -	$ -	$ (43,421)	$ (43,421)
RECONCILIATION TO GAAP BASIS				
Reversal of PY adjustments to revenue / expenditures			139,480	
CY Adjustments to revenues			(96,059)	
CY Adjustments to expenditures			-	
Other financing sources (uses)			-	
Fund balances (GAAP basis)			$ -	

State of New Mexico
Albuquerque Municipal School District No. 12
Kindergarten - Three Plus Special Revenue Fund (541, 562)
Schedule of Revenues, Expenditures, and Changes in Fund Balance
Budget (Non - GAAP Budgetary Basis) and Actual
For the Year Ended June 30, 2014

	Budgeted Amounts			
	Original Budget	Final Budget	Actual	Variance
REVENUES				
Property taxes	$ -	$ -	$ -	$ -
State grants	3,042,769	4,807,295	3,492,576	(1,314,719)
Federal grants	-	-	-	-
Miscellaneous	-	-	-	-
Interest	-	-	-	-
Total revenues	3,042,769	4,807,295	3,492,576	(1,314,719)
EXPENDITURES				
Instruction	2,438,282	3,822,257	3,328,681	493,576
Support Services				
Students	181,221	313,608	331,855	(18,247)
Instruction	-	50,497	67,377	(16,880)
General Administration	-	-	-	-
School Administration	247,992	345,981	318,988	26,993
Central Services	103,874	128,316	127,051	1,265
Operation & Maintenance of Plant	-	-	-	-
Student Transportation	71,400	146,636	74,850	71,786
Other Support Services	-	-	-	-
Food Services Operations	-	-	-	-
Community Services	-	-	-	-
Debt service				
Principal	-	-	-	-
Interest	-	-	-	-
Capital outlay	-	-	-	-
Total expenditures	3,042,769	4,807,295	4,248,802	558,493
Excess (deficiency) of revenues over (under) expenditures	-	-	(756,226)	(756,226)
Designated cash	-	-	-	-
OTHER FINANCING SOURCES (USES)				
Transfers	-	-	-	-
Debt issuance	-	-	-	-
Total other financing sources (uses)	-	-	-	-
Net changes in fund balances	-	-	(756,226)	(756,226)
Fund balances - beginning of year	-	-	(1,281,530)	(1,281,530)
Fund balances - end of year	$ -	$ -	$ (2,037,756)	$ (2,037,756)
RECONCILIATION TO GAAP BASIS				
Reversal of PY adjustments to revenue / expenditures			1,281,530	
CY Adjustments to revenues			777,165	
CY Adjustments to expenditures			(20,939)	
Other financing sources (uses)			-	
Fund balances (GAAP basis)			$ -	

State of New Mexico
Albuquerque Municipal School District No. 12

2010 GOB Instructional Materials Special Revenue Fund (606)
Schedule of Revenues, Expenditures, and Changes in Fund Balance
Budget (Non - GAAP Budgetary Basis) and Actual
For the Year Ended June 30, 2014

	Budgeted Amounts			
	Original Budget	Final Budget	Actual	Variance
REVENUES				
Property taxes	$ -	$ -	$ -	$ -
State grants	210,884	241,804	252,164	10,360
Federal grants	-	-	-	-
Miscellaneous	-	-	-	-
Interest	-	-	-	-
Total revenues	210,884	241,804	252,164	10,360
EXPENDITURES				
Instruction	210,884	241,804	198,964	42,840
Support Services				
Students	-	-	-	-
Instruction	-	-	-	-
General Administration	-	-	-	-
School Administration	-	-	-	-
Central Services	-	-	-	-
Operation & Maintenance of Plant	-	-	-	-
Student Transportation	-	-	-	-
Other Support Services	-	-	-	-
Food Services Operations	-	-	-	-
Community Services	-	-	-	-
Debt service				
Principal	-	-	-	-
Interest	-	-	-	-
Capital outlay	-	-	-	-
Total expenditures	210,884	241,804	198,964	42,840
Excess (deficiency) of revenues over (under) expenditures	-	-	53,200	53,200
Designated cash	-	-	-	-
OTHER FINANCING SOURCES (USES)				
Transfers	-	-	-	-
Debt issuance	-	-	-	-
Total other financing sources (uses)	-	-	-	-
Net changes in fund balances	-	-	53,200	53,200
Fund balances - beginning of year	-	-	(113,399)	(113,399)
Fund balances - end of year	$ -	$ -	$ (60,199)	$ (60,199)
RECONCILIATION TO GAAP BASIS				
Reversal of PY adjustments to revenue / expenditures			113,399	
CY Adjustments to revenues			(53,237)	
CY Adjustments to expenditures			37	
Other financing sources (uses)			-	
Fund balances (GAAP basis)			$ -	

State of New Mexico
Albuquerque Municipal School District No. 12

Innovative Solutions for Struggling Schools Special Revenue Fund (604)
Schedule of Revenues, Expenditures, and Changes in Fund Balance
Budget (Non - GAAP Budgetary Basis) and Actual
For the Year Ended June 30, 2014

	Budgeted Amounts			
	Original Budget	Final Budget	Actual	Variance
REVENUES				
Property taxes	$ -	$ -	$ -	$ -
State grants	-	-	166,036	166,036
Federal grants	-	-	-	-
Miscellaneous	-	-	-	-
Interest	-	-	-	-
Total revenues	-	-	166,036	166,036
EXPENDITURES				
Instruction	-	-	-	-
Support Services				
Students	-	-	-	-
Instruction	-	-	-	-
General Administration	-	-	-	-
School Administration	-	-	-	-
Central Services	-	-	12,776	(12,776)
Operation & Maintenance of Plant	-	-	-	-
Student Transportation	-	-	-	-
Other Support Services	-	-	-	-
Food Services Operations	-	-	-	-
Community Services	-	-	-	-
Debt service				
Principal	-	-	-	-
Interest	-	-	-	-
Capital outlay	-	-	-	-
Total expenditures	-	-	12,776	(12,776)
Excess (deficiency) of revenues over (under) expenditures	-	-	153,260	153,260
Designated cash	-	-	-	-
OTHER FINANCING SOURCES (USES)				
Transfers	-	-	-	-
Debt issuance	-	-	-	-
Total other financing sources (uses)	-	-	-	-
Net changes in fund balances	-	-	153,260	153,260
Fund balances - beginning of year	-	-	(153,260)	(153,260)
Fund balances - end of year	$ -	$ -	$ -	$ -

RECONCILIATION TO GAAP BASIS	
Reversal of PY adjustments to revenue / expenditures	153,260
CY Adjustments to revenues	(166,036)
CY Adjustments to expenditures	12,776
Other financing sources (uses)	-
Fund balances (GAAP basis)	$ -

State of New Mexico
Albuquerque Municipal School District No. 12
NM Grown Fruit/Veg (701)
Schedule of Revenues, Expenditures, and Changes in Fund Balance
Budget (Non - GAAP Budgetary Basis) and Actual
For the Year Ended June 30, 2014

	Budgeted Amounts			
	Original Budget	Final Budget	Actual	Variance
REVENUES				
Property taxes	$ -	$ -	$ -	$ -
State grants	-	591	-	(591)
Federal grants	-	-	-	-
Miscellaneous	-	-	-	-
Interest	-	-	-	-
Total revenues	-	591	-	(591)
EXPENDITURES				
Instruction	-	-	-	-
Support Services				
Students	-	-	-	-
Instruction	-	-	-	-
General Administration	-	-	-	-
School Administration	-	-	-	-
Central Services	-	-	-	-
Operation & Maintenance of Plant	-	-	-	-
Student Transportation	-	-	-	-
Other Support Services	-	-	-	-
Food Services Operations	-	591	591	-
Community Services	-	-	-	-
Debt service				
Principal	-	-	-	-
Interest	-	-	-	-
Capital outlay	-	-	-	-
Total expenditures	-	591	591	-
Excess (deficiency) of revenues over (under) expenditures	-	-	(591)	(591)
Designated cash	-	-	-	-
OTHER FINANCING SOURCES (USES)				
Transfers	-	-	-	-
Debt issuance	-	-	-	-
Total other financing sources (uses)	-	-	-	-
Net changes in fund balances	-	-	(591)	(591)
Fund balances - beginning of year	-	-	-	-
Fund balances - end of year	$ -	$ -	$ (591)	$ (591)
RECONCILIATION TO GAAP BASIS				
Reversal of PY adjustments to revenue / expenditures			-	
CY Adjustments to revenues			591	
CY Adjustments to expenditures			-	
Other financing sources (uses)			-	
Fund balances (GAAP basis)			$ -	

State of New Mexico
Albuquerque Municipal School District No. 12
New Teacher and School Leader Evaluation (600)
Schedule of Revenues, Expenditures, and Changes in Fund Balance
Budget (Non - GAAP Budgetary Basis) and Actual
For the Year Ended June 30, 2014

	Budgeted Amounts			
	Original Budget	Final Budget	Actual	Variance
REVENUES				
Property taxes	$ -	$ -	$ -	$ -
State grants	-	57,334	-	(57,334)
Federal grants	-	-	-	-
Miscellaneous	-	-	-	-
Interest	-	-	-	-
Total revenues	-	57,334	-	(57,334)
EXPENDITURES				
Instruction	-	57,334	52,419	4,915
Support Services				
Students	-	-	-	-
Instruction	-	-	-	-
General Administration	-	-	-	-
School Administration	-	-	-	-
Central Services	-	-	-	-
Operation & Maintenance of Plant	-	-	-	-
Student Transportation	-	-	-	-
Other Support Services	-	-	-	-
Food Services Operations	-	-	-	-
Community Services	-	-	-	-
Debt service				
Principal	-	-	-	-
Interest	-	-	-	-
Capital outlay	-	-	-	-
Total expenditures	-	57,334	52,419	4,915
Excess (deficiency) of revenues over (under) expenditures	-	-	(52,419)	(52,419)
Designated cash	-	-	-	-
OTHER FINANCING SOURCES (USES)				
Transfers	-	-	-	-
Debt issuance	-	-	-	-
Total other financing sources (uses)	-	-	-	-
Net changes in fund balances	-	-	(52,419)	(52,419)
Fund balances - beginning of year	-	-	-	-
Fund balances - end of year	$ -	$ -	$ (52,419)	$ (52,419)
RECONCILIATION TO GAAP BASIS				
Reversal of PY adjustments to revenue / expenditures			-	
CY Adjustments to revenues			52,419	
CY Adjustments to expenditures			-	
Other financing sources (uses)			-	
Fund balances (GAAP basis)			$ -	

State of New Mexico
Albuquerque Municipal School District No. 12
Partnership for Assessment of Reading for College and Careers (716)
Schedule of Revenues, Expenditures, and Changes in Fund Balance
Budget (Non - GAAP Budgetary Basis) and Actual
For the Year Ended June 30, 2014

	Budgeted Amounts			
	Original Budget	Final Budget	Actual	Variance
REVENUES				
Property taxes	$ -	$ -	$ -	$ -
State grants	-	1,500,411	1,390,673	(109,738)
Federal grants	-	-	-	-
Miscellaneous	-	-	-	-
Interest	-	-	-	-
Total revenues	-	1,500,411	1,390,673	(109,738)
EXPENDITURES				
Instruction	-	1,390,673	1,390,673	-
Support Services				
Students	-	-	-	-
Instruction	-	-	-	-
General Administration	-	-	-	-
School Administration	-	-	-	-
Central Services	-	109,738	100,691	9,047
Operation & Maintenance of Plant	-	-	-	-
Student Transportation	-	-	-	-
Other Support Services	-	-	-	-
Food Services Operations	-	-	-	-
Community Services	-	-	-	-
Debt service				
Principal	-	-	-	-
Interest	-	-	-	-
Capital outlay	-	-	-	-
Total expenditures	-	1,500,411	1,491,364	9,047
Excess (deficiency) of revenues over (under) expenditures	-	-	(100,691)	(100,691)
Designated cash	-	-	-	-
OTHER FINANCING SOURCES (USES)				
Transfers	-	-	-	-
Debt issuance	-	-	-	-
Total other financing sources (uses)	-	-	-	-
Net changes in fund balances	-	-	(100,691)	(100,691)
Fund balances - beginning of year	-	-	-	-
Fund balances - end of year	$ -	$ -	$ (100,691)	$ (100,691)
RECONCILIATION TO GAAP BASIS				
Reversal of PY adjustments to revenue / expenditures			-	
CY Adjustments to revenues			106,773	
CY Adjustments to expenditures			(6,082)	
Other financing sources (uses)			-	
Fund balances (GAAP basis)			$ -	

State of New Mexico
Albuquerque Municipal School District No. 12

Graduation Reality and Dual Skills PED Special Revenue Fund (806, 893)
Schedule of Revenues, Expenditures, and Changes in Fund Balance
Budget (Non - GAAP Budgetary Basis) and Actual
For the Year Ended June 30, 2014

	Budgeted Amounts			
	Original Budget	Final Budget	Actual	Variance
REVENUES				
Property taxes	$ -	$ -	$ -	$ -
State grants	-	100,681	9,749	(90,932)
Federal grants	-	-	-	-
Miscellaneous	-	-	-	-
Interest	-	-	-	-
Total revenues	-	100,681	9,749	(90,932)
EXPENDITURES				
Instruction	-	80,364	44,188	36,176
Support Services				
Students	-	-	-	-
Instruction	-	18,079	8,695	9,384
General Administration	-	2,238	1,168	1,070
School Administration	-	-	-	-
Central Services	-	-	-	-
Operation & Maintenance of Plant	-	-	-	-
Student Transportation	-	-	-	-
Other Support Services	-	-	-	-
Food Services Operations	-	-	-	-
Community Services	-	-	-	-
Debt service				
Principal	-	-	-	-
Interest	-	-	-	-
Capital outlay	-	-	-	-
Total expenditures	-	100,681	54,051	46,630
Excess (deficiency) of revenues over (under) expenditures	-	-	(44,302)	(44,302)
Designated cash	-	-	-	-
OTHER FINANCING SOURCES (USES)				
Transfers	-	-	-	-
Debt issuance	-	-	-	-
Total other financing sources (uses)	-	-	-	-
Net changes in fund balances	-	-	(44,302)	(44,302)
Fund balances - beginning of year	-	-	(3,779)	(3,779)
Fund balances - end of year	$ -	$ -	$ (48,081)	$ (48,081)
RECONCILIATION TO GAAP BASIS				
Reversal of PY adjustments to revenue / expenditures			3,779	
CY Adjustments to revenues			44,302	
CY Adjustments to expenditures			-	
Fund balances (GAAP basis)			$ -	

State of New Mexico
Albuquerque Municipal School District No. 12

School Wellness Special Revenue Fund (825)
Schedule of Revenues, Expenditures, and Changes in Fund Balance
Budget (Non - GAAP Budgetary Basis) and Actual
For the Year Ended June 30, 2014

	Budgeted Amounts			
	Original Budget	Final Budget	Actual	Variance
REVENUES				
Property taxes	$ -	$ -	$ -	$ -
State grants	-	-	-	-
Federal grants	-	-	-	-
Miscellaneous	-	-	-	-
Interest	-	-	-	-
Total revenues	-	-	-	-
EXPENDITURES				
Instruction	-	-	-	-
Support Services				
Students	-	-	-	-
Instruction	-	-	-	-
General Administration	-	-	-	-
School Administration	-	-	-	-
Central Services	-	-	-	-
Operation & Maintenance of Plant	-	-	-	-
Student Transportation	-	-	-	-
Other Support Services	-	-	-	-
Food Services Operations	-	-	-	-
Community Services	-	-	-	-
Debt service				
Principal	-	-	-	-
Interest	-	-	-	-
Capital outlay	-	-	-	-
Total expenditures	-	-	-	-
Excess (deficiency) of revenues over (under) expenditures	-	-	-	-
Designated cash	-	-	-	-
OTHER FINANCING SOURCES (USES)				
Transfers	-	-	-	-
Debt issuance	-	-	-	-
Total other financing sources (uses)	-	-	-	-
Net changes in fund balances	-	-	-	-
Fund balances - beginning of year	-	-	93	93
Fund balances - end of year	$ -	$ -	$ 93	$ 93
RECONCILIATION TO GAAP BASIS				
Reversal of PY adjustments to revenue / expenditures			-	
CY Adjustments to revenues			-	
CY Adjustments to expenditures			-	
Fund balances (GAAP basis)			$ 93	

State of New Mexico
Albuquerque Municipal School District No. 12

New Mexico Arts Division Special Revenue Fund (808)
Schedule of Revenues, Expenditures, and Changes in Fund Balance
Budget (Non - GAAP Budgetary Basis) and Actual
For the Year Ended June 30, 2014

	Budgeted Amounts			
	Original Budget	Final Budget	Actual	Variance
REVENUES				
Property taxes	$ -	$ -	$ -	$ -
State grants	-	7,007	-	(7,007)
Federal grants	-	-	-	-
Miscellaneous	-	-	-	-
Interest	-	-	-	-
Total revenues	-	7,007	-	(7,007)
EXPENDITURES				
Instruction	-	-	-	-
Support Services				
Students	-	-	-	-
Instruction	-	-	-	-
General Administration	-	-	-	-
School Administration	-	-	-	-
Central Services	-	7,007	7,007	-
Operation & Maintenance of Plant	-	-	-	-
Student Transportation	-	-	-	-
Other Support Services	-	-	-	-
Food Services Operations	-	-	-	-
Community Services	-	-	-	-
Debt service				
Principal	-	-	-	-
Interest	-	-	-	-
Capital outlay	-	-	-	-
Total expenditures	-	7,007	7,007	-
Excess (deficiency) of revenues over (under) expenditures	-	-	(7,007)	(7,007)
Designated cash	-	-	-	-
OTHER FINANCING SOURCES (USES)				
Transfers	-	-	-	-
Debt issuance	-	-	-	-
Total other financing sources (uses)	-	-	-	-
Net changes in fund balances	-	-	(7,007)	(7,007)
Fund balances - beginning of year	-	-	-	-
Fund balances - end of year	$ -	$ -	$ (7,007)	$ (7,007)
RECONCILIATION TO GAAP BASIS				
Reversal of PY adjustments to revenue / expenditures			-	
CY Adjustments to revenues			7,007	
CY Adjustments to expenditures			-	
Fund balances (GAAP basis)			$ -	

State of New Mexico
Albuquerque Municipal School District No. 12

Innovative Regional Quality Center Special Revenue Fund (524)
Schedule of Revenues, Expenditures, and Changes in Fund Balance
Budget (Non - GAAP Budgetary Basis) and Actual
For the Year Ended June 30, 2014

	Budgeted Amounts			
	Original Budget	Final Budget	Actual	Variance
REVENUES				
Property taxes	$ -	$ -	$ -	$ -
State grants	5,401	2,095	-	(2,095)
Federal grants	-	-	-	-
Miscellaneous	-	-	-	-
Interest	-	-	-	-
Total revenues	5,401	2,095	-	(2,095)
EXPENDITURES				
Instruction	5,401	845	-	845
Support Services				
Students	-	-	-	-
Instruction	-	1,250	1,162	88
General Administration	-	-	-	-
School Administration	-	-	-	-
Central Services	-	-	-	-
Operation & Maintenance of Plant	-	-	-	-
Student Transportation	-	-	-	-
Other Support Services	-	-	-	-
Food Services Operations	-	-	-	-
Community Services	-	-	-	-
Debt service				
Principal	-	-	-	-
Interest	-	-	-	-
Capital outlay	-	-	-	-
Total expenditures	5,401	2,095	1,162	933
Excess (deficiency) of revenues over (under) expenditures	-	-	(1,162)	(1,162)
Designated cash	-	-	-	-
OTHER FINANCING SOURCES (USES)				
Transfers	-	-	-	-
Debt issuance	-	-	-	-
Total other financing sources (uses)	-	-	-	-
Net changes in fund balances	-	-	(1,162)	(1,162)
Fund balances - beginning of year	-	-	2,096	2,096
Fund balances - end of year	$ -	$ -	$ 934	$ 934
RECONCILIATION TO GAAP BASIS				
Reversal of PY adjustments to revenue / expenditures			-	
CY Adjustments to revenues			-	
CY Adjustments to expenditures			-	
Fund balances (GAAP basis)			$ 934	

State of New Mexico
Albuquerque Municipal School District No. 12

Start Smart K-3 Utah State Univ. Study Special Revenue Fund (595)
Schedule of Revenues, Expenditures, and Changes in Fund Balance
Budget (Non - GAAP Budgetary Basis) and Actual
For the Year Ended June 30, 2014

	Budgeted Amounts			
	Original Budget	Final Budget	Actual	Variance
REVENUES				
Property taxes	$ -	$ -	$ -	$ -
State grants	3,683,853	3,683,853	553,195	(3,130,658)
Federal grants	-	-	-	-
Miscellaneous	-	-	-	-
Interest	-	-	-	-
Total revenues	3,683,853	3,683,853	553,195	(3,130,658)
EXPENDITURES				
Instruction	3,581,589	3,417,397	457,013	2,960,384
Support Services				
Students	59,174	76,685	82,736	(6,051)
Instruction	-	8,773	13,510	(4,737)
General Administration	-	-	-	-
School Administration	32,144	122,052	132,825	(10,773)
Central Services	-	-	-	-
Operation & Maintenance of Plant	-	-	-	-
Student Transportation	10,946	58,946	48,750	10,196
Other Support Services	-	-	-	-
Food Services Operations	-	-	-	-
Community Services	-	-	-	-
Debt service				
Principal	-	-	-	-
Interest	-	-	-	-
Capital outlay	-	-	-	-
Total expenditures	3,683,853	3,683,853	734,834	2,949,019
Excess (deficiency) of revenues over (under) expenditures	-	-	(181,639)	(181,639)
Designated cash	-	-	-	-
OTHER FINANCING SOURCES (USES)				
Transfers	-	-	-	-
Debt issuance	-	-	-	-
Total other financing sources (uses)	-	-	-	-
Net changes in fund balances	-	-	(181,639)	(181,639)
Fund balances - beginning of year	-	-	(65,422)	(65,422)
Fund balances - end of year	$ -	$ -	$ (247,061)	$ (247,061)

RECONCILIATION TO GAAP BASIS	
Reversal of PY adjustments to revenue / expenditures	65,422
CY Adjustments to revenues	177,364
CY Adjustments to expenditures	4,275
Fund balances (GAAP basis)	$ -

State of New Mexico
Albuquerque Municipal School District No. 12

Private Direct Grants (Categorical) Special Revenue Fund (404, 471, 598, 599, 601, 608)
Schedule of Revenues, Expenditures, and Changes in Fund Balance
Budget (Non - GAAP Budgetary Basis) and Actual
For the Year Ended June 30, 2014

	Budgeted Amounts			
	Original Budget	Final Budget	Actual	Variance
REVENUES				
Property taxes	$ -	$ -	$ -	$ -
State grants	-	-	-	-
Federal grants	-	-	-	-
Miscellaneous	25,685	17,782	-	(17,782)
Interest	-	-	-	-
Total revenues	25,685	17,782	-	(17,782)
EXPENDITURES				
Instruction	22,456	11,341	5,975	5,366
Support Services				
Students	-	-	-	-
Instruction	-	-	-	-
General Administration	-	-	-	-
School Administration	-	-	-	-
Central Services	3,229	3,441	-	3,441
Operation & Maintenance of Plant	-	3,000	2,745	255
Student Transportation	-	-	-	-
Other Support Services	-	-	-	-
Food Services Operations	-	-	-	-
Community Services	-	-	-	-
Debt service				
Principal	-	-	-	-
Interest	-	-	-	-
Capital outlay	-	-	-	-
Total expenditures	25,685	17,782	8,720	9,062
Excess (deficiency) of revenues over (under) expenditures	-	-	(8,720)	(8,720)
Designated cash	-	-	-	-
OTHER FINANCING SOURCES (USES)				
Transfers	-	-	-	-
Debt issuance	-	-	-	-
Total other financing sources (uses)	-	-	-	-
Net changes in fund balances	-	-	(8,720)	(8,720)
Fund balances - beginning of year	-	-	17,779	17,779
Fund balances - end of year	$ -	$ -	$ 9,059	$ 9,059
RECONCILIATION TO GAAP BASIS				
Reversal of PY adjustments to revenue / expenditures			-	
CY Adjustments to revenues			-	
CY Adjustments to expenditures			-	
Fund balances (GAAP basis)			$ 9,059	

State of New Mexico
Albuquerque Municipal School District No. 12

City/County Grants Special Revenue Fund (511, 546, 631, 812, 813, 814, 821, 833, 842)
Schedule of Revenues, Expenditures, and Changes in Fund Balance
Budget (Non - GAAP Budgetary Basis) and Actual
For the Year Ended June 30, 2014

	Budgeted Amounts			
	Original Budget	Final Budget	Actual	Variance
REVENUES				
Property taxes	$ -	$ -	$ -	$ -
State grants	-	-	-	-
Federal grants	-	-	-	-
Miscellaneous	142,500	1,757,500	1,284,451	(473,049)
Interest	-	-	-	-
Total revenues	142,500	1,757,500	1,284,451	(473,049)
EXPENDITURES				
Instruction	30,712	1,098,433	998,033	100,400
Support Services				
Students	107,899	426,214	374,667	51,547
Instruction	-	-	-	-
General Administration	3,889	3,889	2,663	1,226
School Administration	-	-	-	-
Central Services	-	84,964	85,154	(190)
Operation & Maintenance of Plant	-	-	-	-
Student Transportation	-	-	-	-
Other Support Services	-	-	-	-
Food Services Operations	-	-	-	-
Community Services	-	-	-	-
Debt service				
Principal	-	-	-	-
Interest	-	-	-	-
Capital outlay	-	144,000	-	144,000
Total expenditures	142,500	1,757,500	1,460,517	296,983
Excess (deficiency) of revenues over (under) expenditures	-	-	(176,066)	(176,066)
Designated cash	-	-	-	-
OTHER FINANCING SOURCES (USES)				
Transfers	-	-	-	-
Debt issuance	-	-	-	-
Total other financing sources (uses)	-	-	-	-
Net changes in fund balances	-	-	(176,066)	(176,066)
Fund balances - beginning of year	-	-	(440,058)	(440,058)
Fund balances - end of year	$ -	$ -	$ (616,124)	$ (616,124)

RECONCILIATION TO GAAP BASIS	
Reversal of PY adjustments to revenue / expenditures	440,058
CY Adjustments to revenues	207,195
CY Adjustments to expenditures	(890)
Fund balances (GAAP basis)	$ 30,239

NONMAJOR CAPITAL PROJECTS FUNDS

CAPITAL PROJECTS FUNDS

Capital Projects Funds are used to account for financial resources to be used for the acquisition or construction of major capital facilities.

Bond Building Capital Projects Fund (31100) – The fund is used to account for bond proceeds and any income earned thereon. The proceeds are restricted for the purpose of making additions to and furnishing of school buildings, or purchasing or improving school grounds or any combination thereof, as approved by the voters of the District.

Special Capital Outlay-Local (31300) – To account revenues that are derived from local sources such as the sale of a building. In addition, this is used to account for the activity related to a lease purchase entered into by the District in FY 2014.

Special Capital Outlay-State (31400) – To account for special appropriations monies received from the State of New Mexico under Chapter 4, Laws of 1996.

Federal Special Capital Outlay (31500)-This fund is used to account for a Federal Grant to Fund Wherry Elementary School at Kirtland Air Force Base. The Grant award is restricted and intended to address capacity or facility condition deficiencies. Financing is provided by the Department of Defense's Public Schools on Military Installations Programs.

Capital Improvements HB33 Fund (31600) – The fund is used to account for the costs relating to erecting, remodeling, making additions to, providing equipment for, or furnishing public school buildings and purchasing or improving public school grounds. Financing is provided through property taxes as specified by Article 26 of the Public School Buildings Act. (House Bill 33)

Capital Improvements SB9 Fund (31700) – The fund is used to account for erecting, remodeling, making additions to and furnishing of school buildings, or purchasing or improving school grounds or any combination thereof as identified by the local school board. Financing is provided by the State of New Mexico's State Equalization Matching and a special tax levy as authorized by the Public School District Capital Improvements Act. (22-25-1 to 22-25-10, NMSA 1978)

Educational Technology Equipment Act Fund (31900) – To account for proceeds of Educational Technology Notes. The proceeds are restricted to the purchase of technology equipment for use in school classrooms.

State of New Mexico
Albuquerque Municipal School District No. 12

Combining Balance Sheet
Nonmajor Capital Projects Funds
June 30, 2014

	Special Capital Outlay - Local 31300	Special Capital Outlay - State 31400	Special Capital Outlay - Federal 31500	Ed Tech Equip Act 31900	Total
ASSETS					
Current Assets					
Cash and cash equivalents	$ -	$ -	$ -	$ -	$ -
Accounts receivable					
Taxes	-	-	-	-	-
Due from other governments	-	-	-	-	-
Interfund receivables	-	-	-	-	-
Other	-	-	-	-	-
Prepaid expenses & other assets	211,894	-	-	-	211,894
Inventory	-	-	-	-	-
Restricted cash and cash equivalents	12,472,485	-	-	979,821	13,452,306
Restricted accounts receivable	355,109	1,322,601	205,921	-	1,883,631
Total assets	$ 13,039,488	$ 1,322,601	$ 205,921	$ 979,821	$ 15,547,831
LIABILITIES					
Current Liabilities:					
Accounts payable	$ -	$ -	$ -	$ -	$ -
Accrued expenses	-	-	-	-	-
Accrued compensated absences	-	-	-	-	-
Interfund payables	-	1,251,501	92,854	-	1,344,355
Liabilities payable from restricted assets	1,679	2,902	113,067	20,832	138,480
Total liabilities	1,679	1,254,403	205,921	20,832	1,482,835
DEFERRED INFLOWS OF RESOURCES	-	-	-	-	-
FUND BALANCES					
Non Spendable for Inventory	211,894	-	-	-	211,894
Restricted for Capital Projects	12,825,915	68,198	-	958,989	13,853,102
Total fund balances	13,037,809	68,198	-	958,989	14,064,996
Total liabilities,deferred inflow of resources, and fund balances	$ 13,039,488	$ 1,322,601	$ 205,921	$ 979,821	$ 15,547,831

State of New Mexico
Albuquerque Municipal School District No. 12

Combining Statement of Revenues, Expenditures, and Changes in Fund Balances
Nonmajor Capital Projects Funds
For the Year Ending June 30, 2014

	Special Capital Outlay - Local 31300	Special Capital Outlay - State 31400	Special Capital Outlay - Federal 31500	Ed Tech Equip Act 31900	Total
REVENUES					
Property taxes	$ -	$ -	$ -	$ -	$ -
State grants	2,053,891	6,708,463	-	-	8,762,354
Federal grants	-	-	205,921	-	205,921
Miscellaneous	711,325	-	-	-	711,325
Interest	21,911	-	-	8,635	30,546
Total revenues	2,787,127	6,708,463	205,921	8,635	9,710,146
EXPENDITURES					
Current					
Instruction	-	-	-	-	-
Support Services					
Students	-	-	-	-	-
Instruction	-	-	-	-	-
General Administration	-	-	-	-	-
School Administration	-	-	-	-	-
Central Services	-	-	-	-	-
Operation & Maintenance of Plant	-	-	-	-	-
Student Transportation	-	-	-	-	-
Other Support Services	-	-	-	-	-
Food Services Operations	-	-	-	-	-
Community Service	-	-	-	-	-
Facilities, Supplies and Materials	225,254	2,938,926	-	5,853,299	9,017,479
Debt service					
Principal	81,903	-	-	-	81,903
Interest	77,864	-	-	-	77,864
Bond issuance costs	-	-	-	-	-
Capital outlay	4,599,823	3,701,339	205,921	-	8,507,083
Total expenditures	4,984,844	6,640,265	205,921	5,853,299	17,684,329
Excess (deficiency) of revenues over (under) expenditures	(2,197,717)	68,198	-	(5,844,664)	(7,974,183)
OTHER FINANCING SOURCES (USES)					
Transfers	-	-	-	-	-
Debt Issuance	2,743,494	-	-	-	2,743,494
Total other financing sources (uses)	2,743,494	-	-	-	2,743,494
Net changes in fund balances	545,777	68,198	-	(5,844,664)	(5,230,689)
Fund balances - beginning of year	12,492,032	-	-	6,803,653	19,295,685
Fund balances - end of year	$ 13,037,809	$ 68,198	$ -	$ 958,989	$ 14,064,996

State of New Mexico
Albuquerque Municipal School District No. 12

Bond Building Capital Projects Fund (31100)
Schedule of Revenues, Expenditures, and Changes in Fund Balance
Budget (Non - GAAP Budgetary Basis) and Actual
For the Year Ended June 30, 2014

	Budgeted Amounts			
	Original Budget	Final Budget	Actual	Variance
REVENUES				
Property taxes	$ -	$ -	$ -	$ -
State grants	-	-	-	-
Federal grants	-	-	-	-
Miscellaneous	-	-	-	-
Interest	-	-	69,243	69,243
Total revenues	-	-	69,243	69,243
EXPENDITURES				
Instruction	-	-	-	-
Support Services				
Students	-	-	-	-
Instruction	-	-	-	-
General Administration	-	-	-	-
School Administration	-	-	-	-
Central Services	-	-	-	-
Operation & Maintenance of Plant	-	-	-	-
Student Transportation	-	-	-	-
Other Support Services	-	-	-	-
Food Services Operations	-	-	-	-
Community Services	-	-	-	-
Facilities, Supplies & Services	3,189,983	3,189,983	6,683,642	(3,493,659)
Debt service				
Principal	-	-	-	-
Interest	-	-	-	-
Bond Issuance Costs	6,693,711	6,693,711	24,128	6,669,583
Capital outlay	127,300,144	129,512,732	39,585,506	89,927,226
Total expenditures	137,183,838	139,396,426	46,293,276	93,103,150
Excess (deficiency) of revenues over (under) expenditures	(137,183,838)	(139,396,426)	(46,224,033)	93,172,393
Designated cash	18,783,838	20,996,426	-	(20,996,426)
OTHER FINANCING SOURCES (USES)				
Transfers	-	-	-	-
Debt issuance	118,400,000	118,400,000	43,400,000	(75,000,000)
Total other financing sources (uses)	118,400,000	118,400,000	43,400,000	(75,000,000)
Net changes in fund balances	-	-	(2,824,033)	(2,824,033)
Fund balances - beginning of year	-	-	20,996,426	20,996,426
Fund balances - end of year	$ -	$ -	$ 18,172,393	$ 18,172,393

RECONCILIATION TO GAAP BASIS	
Reversal of PY adjustments to revenue / expenditures	(2,147,607)
CY Adjustments to revenues	-
CY Adjustments to expenditures	(2,756,941)
Fund balances (GAAP basis)	$ 13,267,845

State of New Mexico
Albuquerque Municipal School District No. 12

Special Capital Outlay - Local Capital Projects Fund (31300)
Schedule of Revenues, Expenditures, and Changes in Fund Balance
Budget (Non - GAAP Budgetary Basis) and Actual
For the Year Ended June 30, 2014

	Budgeted Amounts			
	Original Budget	Final Budget	Actual	Variance
REVENUES				
Property taxes	$ -	$ -	$ -	$ -
State grants	2,000,000	2,000,000	1,884,305	(115,695)
Federal grants	-	-	-	-
Miscellaneous	600,000	600,000	717,775	117,775
Interest	-	-	21,911	21,911
Total revenues	2,600,000	2,600,000	2,623,991	23,991
EXPENDITURES				
Instruction	-	-	-	-
Support Services				
Students	-	-	-	-
Instruction	-	-	-	-
General Administration	-	-	-	-
School Administration	-	-	-	-
Central Services	-	-	-	-
Operation & Maintenance of Plant	-	-	-	-
Student Transportation	-	-	-	-
Other Support Services	-	-	-	-
Food Services Operations	-	-	-	-
Community Services	-	-	-	-
Facilities, Supplies & Services	417,998	417,998	225,668	192,330
Debt service				
Principal	-	-	81,903	(81,903)
Interest	-	-	77,864	(77,864)
Bond Issuance Costs	-	-	-	-
Capital outlay	12,531,271	14,611,144	4,726,813	9,884,331
Total expenditures	12,949,269	15,029,142	5,112,248	9,916,894
Excess (deficiency) of revenues over (under) expenditures	(10,349,269)	(12,429,142)	(2,488,257)	9,940,885
Designated cash	10,349,269	12,429,142	-	(12,429,142)
OTHER FINANCING SOURCES (USES)				
Transfers	-	-	-	-
Debt issuance	-	-	2,743,494	2,743,494
Total other financing sources (uses)	-	-	2,743,494	2,743,494
Net changes in fund balances	-	-	255,237	255,237
Fund balances - beginning of year	-	-	12,429,142	12,429,142
Fund balances - end of year	$ -	$ -	$ 12,684,379	$ 12,684,379
RECONCILIATION TO GAAP BASIS				
Reversal of PY adjustments to revenue / expenditures			62,890	
CY Adjustments to revenues			163,136	
CY Adjustments to expenditures			127,404	
Fund balances (GAAP basis)			$ 13,037,809	

State of New Mexico
Albuquerque Municipal School District No. 12

Special Capital Outlay - State Capital Projects Fund (31400)
Schedule of Revenues, Expenditures, and Changes in Fund Balance
Budget (Non - GAAP Budgetary Basis) and Actual
For The Year Ended June 30, 2013

	Budgeted Amounts			
	Original Budget	Final Budget	Actual	Variance
REVENUES				
Property taxes	$ -	$ -	$ -	$ -
State grants	6,449,840	6,790,576	5,900,798	(889,778)
Federal grants	-	-	-	-
Miscellaneous	-	-	-	-
Interest	-	-	-	-
Total revenues	6,449,840	6,790,576	5,900,798	(889,778)
EXPENDITURES				
Instruction	-	-	-	-
Support Services				
Students	-	-	-	-
Instruction	-	-	-	-
General Administration	-	-	-	-
School Administration	-	-	-	-
Central Services	-	-	-	-
Operation & Maintenance of Plant	-	-	-	-
Student Transportation	-	-	-	-
Other Support Services	-	-	-	-
Food Services Operations	-	-	-	-
Community Services	-	-	-	-
Facilities, Supplies & Services	42,659	42,659	2,936,024	(2,893,365)
Debt service				
Principal	-	-	-	-
Interest	-	-	-	-
Bond Issuance Costs	-	-	-	-
Capital outlay	6,407,181	6,747,917	3,701,339	3,046,578
Total expenditures	6,449,840	6,790,576	6,637,363	153,213
Excess (deficiency) of revenues over (under) expenditures	-	-	(736,565)	(736,565)
Designated cash	-	-	-	-
OTHER FINANCING SOURCES (USES)				
Transfers	-	-	-	-
Debt issuance	-	-	-	-
Total other financing sources (uses)	-	-	-	-
Net changes in fund balances	-	-	(736,565)	(736,565)
Fund balances - beginning of year	-	-	(514,936)	(514,936)
Fund balances - end of year	$ -	$ -	$ (1,251,501)	$ (1,251,501)

RECONCILIATION TO GAAP BASIS	
Reversal of PY adjustments to revenue / expenditures	514,936
CY Adjustments to revenues	807,665
CY Adjustments to expenditures	(2,902)
Fund balances (GAAP basis)	$ 68,198

State of New Mexico
Albuquerque Municipal School District No. 12

Federal Special Capital Outlay (31500)
Schedule of Revenues, Expenditures, and Changes in Fund Balance
Budget (Non - GAAP Budgetary Basis) and Actual
For the Year Ended June 30, 2014

	Budgeted Amounts			
	Original Budget	Final Budget	Actual	Variance
REVENUES				
Property taxes	$ -	$ -	$ -	$ -
State grants	-	-	-	-
Federal grants	-	-	-	-
Miscellaneous	-	-	-	-
Interest	-	-	-	-
Total revenues	-	-	-	-
EXPENDITURES				
Instruction	-	-	-	-
Support Services				
Students	-	-	-	-
Instruction	-	-	-	-
General Administration	-	-	-	-
School Administration	-	-	-	-
Central Services	-	-	-	-
Operation & Maintenance of Plant	-	-	-	-
Student Transportation	-	-	-	-
Other Support Services	-	-	-	-
Food Services Operations	-	-	-	-
Community Services	-	-	-	-
Facilities, Supplies & Services	-	-	-	-
Debt service				
Principal	-	-	-	-
Interest	-	-	-	-
Bond Issuance Costs	-	-	-	-
Capital outlay	-	16,250,000	92,854	16,157,146
Total expenditures	-	16,250,000	92,854	16,157,146
Excess (deficiency) of revenues over (under) expenditures	-	(16,250,000)	(92,854)	16,157,146
Designated cash	-	16,250,000	-	(16,250,000)
OTHER FINANCING SOURCES (USES)				
Transfers	-	-	-	-
Debt issuance	-	-	-	-
Total other financing sources (uses)	-	-	-	-
Net changes in fund balances	-	-	(92,854)	(92,854)
Fund balances - beginning of year	-	-	-	-
Fund balances - end of year	$ -	$ -	$ (92,854)	$ (92,854)
RECONCILIATION TO GAAP BASIS				
Reversal of PY adjustments to revenue / expenditures			-	
CY Adjustments to revenues			205,921	
CY Adjustments to expenditures			(113,067)	
Fund balances (GAAP basis)			$ -	

State of New Mexico
Albuquerque Municipal School District No. 12

Schedule C-7
Fund 31600

Capital Improvements HB-33 Capital Projects Fund (31600)
Schedule of Revenues, Expenditures, and Changes in Fund Balance
Budget (Non - GAAP Budgetary Basis) and Actual
For the Year Ended June 30, 2014

	Budgeted Amounts			
	Original Budget	Final Budget	Actual	Variance
REVENUES				
Property taxes	$ 54,962,643	$ 54,962,643	$ 55,599,310	$ 636,667
State grants	-	-	-	-
Federal grants	-	-	-	-
Miscellaneous	-	-	-	-
Interest	-	-	134,527	134,527
Total revenues	54,962,643	54,962,643	55,733,837	771,194
EXPENDITURES				
Instruction	-	-	-	-
Support Services				
Students	-	-	-	-
Instruction	-	-	-	-
General Administration	560,619	565,219	554,521	10,698
School Administration	-	-	-	-
Central Services	-	-	-	-
Operation & Maintenance of Plant	-	-	-	-
Student Transportation	-	-	-	-
Other Support Services	-	-	-	-
Food Services Operations	-	-	-	-
Community Services	-	-	-	-
Facilities, Supplies & Services	19,011,347	19,011,347	15,991,357	3,019,990
Debt service				
Principal	-	-	-	-
Interest	-	-	-	-
Bond Issuance Costs	-	-	-	-
Capital outlay	103,359,969	112,254,542	21,416,374	90,838,168
Total expenditures	122,931,935	131,831,108	37,962,252	93,868,856
Excess (deficiency) of revenues over (under) expenditures	(67,969,292)	(76,868,465)	17,771,585	94,640,050
Designated cash	67,969,292	76,868,465	-	(76,868,465)
OTHER FINANCING SOURCES (USES)				
Transfers	-	-	-	-
Debt issuance	-	-	-	-
Total other financing sources (uses)	-	-	-	-
Net changes in fund balances	-	-	17,771,585	17,771,585
Fund balances - beginning of year	-	-	76,868,465	76,868,465
Fund balances - end of year	$ -	$ -	$ 94,640,050	$ 94,640,050
RECONCILIATION TO GAAP BASIS				
Reversal of PY adjustments to revenue / expenditures			(985,732)	
CY Adjustments to revenues			(71,870)	
CY Adjustments to expenditures			(1,032,150)	
Fund balances (GAAP basis)			$ 92,550,298	

State of New Mexico
Albuquerque Municipal School District No. 12

Capital Improvements SB-9 Capital Projects Fund (31700)
Schedule of Revenues, Expenditures, and Changes in Fund Balance
Budget (Non - GAAP Budgetary Basis) and Actual
For the Year Ended June 30, 2014

	Budgeted Amounts			
	Original Budget	Final Budget	Actual	Variance
REVENUES				
Property taxes	$ 26,093,260	$ 26,093,260	$ 26,488,604	$ 395,344
State grants	2,012,464	4,023,377	-	(4,023,377)
Federal grants	-	-	-	-
Miscellaneous	-	-	-	-
Interest	-	-	97,643	97,643
Total revenues	28,105,724	30,116,637	26,586,247	(3,530,390)
EXPENDITURES				
Instruction	-	-	-	-
Support Services				
Students	-	-	-	-
Instruction	-	-	-	-
General Administration	266,151	266,151	264,886	1,265
School Administration	-	-	-	-
Central Services	-	-	-	-
Operation & Maintenance of Plant	-	-	-	-
Student Transportation	-	-	-	-
Other Support Services	-	-	-	-
Food Services Operations	-	-	-	-
Community Services	-	-	-	-
Facilities, Supplies & Services	22,834,011	36,455,927	18,617,554	17,838,373
Debt service				
Principal	-	-	-	-
Interest	-	-	-	-
Bond Issuance Costs	-	-	-	-
Capital outlay	50,146,943	50,146,943	9,987,588	40,159,355
Total expenditures	73,247,105	86,869,021	28,870,028	57,998,993
Excess (deficiency) of revenues over (under) expenditures	(45,141,381)	(56,752,384)	(2,283,781)	54,468,603
Designated cash	45,141,381	56,752,384	-	(56,752,384)
OTHER FINANCING SOURCES (USES)				
Transfers	-	-	-	-
Debt issuance	-	-	-	-
Total other financing sources (uses)	-	-	-	-
Net changes in fund balances	-	-	(2,283,781)	(2,283,781)
Fund balances - beginning of year	-	-	56,752,384	56,752,384
Fund balances - end of year	$ -	$ -	$ 54,468,603	$ 54,468,603

RECONCILIATION TO GAAP BASIS	
Reversal of PY adjustments to revenue / expenditures	(682,047)
CY Adjustments to revenues	1,981,843
CY Adjustments to expenditures	(2,028,369)
Fund balances (GAAP basis)	$ 53,740,030

State of New Mexico
Albuquerque Municipal School District No. 12

Educational Technology Equipment Act Fund (31900)
Schedule of Revenues, Expenditures, and Changes in Fund Balance
Budget (Non - GAAP Budgetary Basis) and Actual
For the Year Ended June 30, 2014

	Budgeted Amounts			
	Original Budget	Final Budget	Actual	Variance
REVENUES				
Property taxes	$ -	$ -	$ -	$ -
State grants	-	-	-	-
Federal grants	-	-	-	-
Miscellaneous	-	-	-	-
Interest	-	-	8,635	8,635
Total revenues	-	-	8,635	8,635
EXPENDITURES				
Instruction	-	-	-	-
Support Services				
Students	-	-	-	-
Instruction	-	-	-	-
General Administration	-	-	-	-
School Administration	-	-	-	-
Central Services	-	-	-	-
Operation & Maintenance of Plant	-	-	-	-
Student Transportation	-	-	-	-
Other Support Services	-	-	-	-
Food Services Operations	-	-	-	-
Community Services	-	-	-	-
Facilities, Supplies & Services	14,821,193	15,005,110	6,533,924	8,471,186
Debt service				
Principal	-	-	-	-
Interest	-	-	-	-
Bond Issuance Costs	-	-	-	-
Capital outlay	-	-	-	-
Total expenditures	14,821,193	15,005,110	6,533,924	8,471,186
Excess (deficiency) of revenues over (under) expenditures	(14,821,193)	(15,005,110)	(6,525,289)	8,479,821
Designated cash	7,321,193	7,505,110	-	(7,505,110)
OTHER FINANCING SOURCES (USES)				
Transfers	-	-	-	-
Debt issuance	7,500,000	7,500,000	-	(7,500,000)
Total other financing sources (uses)	7,500,000	7,500,000	-	(7,500,000)
Net changes in fund balances	-	-	(6,525,289)	(6,525,289)
Fund balances - beginning of year	-	-	7,505,110	7,505,110
Fund balances - end of year	$ -	$ -	$ 979,821	$ 979,821
RECONCILIATION TO GAAP BASIS				
Reversal of PY adjustments to revenue / expenditures			(701,457)	
CY Adjustments to revenues			-	
CY Adjustments to expenditures			680,625	
Fund balances (GAAP basis)			$ 958,989	

State of New Mexico
Albuquerque Municipal School District No. 12
State of New Mexico Legislative Capital Outlay Appropriations
For the Year Ended June 30, 2014

DFA#	SB-HB #	Laws	Funding Source	Location	Description	Amount Per Project	Life to Date Expenses	Outstanding Encumbrances	Total Revert	Unencumbered Balances
12-1288	HB191	2012	STB	LA CUEVA HS	To purchase and install a sound system in the main gymnasium at La Cueva high school in the Albuquerque public school district in Albuquerque in Bernalillo County.	60,000	59,961	-	39	-
12-1296	HB191	2012	STB	ARROYO DEL OSO ES	to purchase and install information technology, communication systems and telephone systems, including related equipment, furniture and infrastructure, at Arroyo del Oso elementary school in the Albuquerque public school district in Bernalillo County.	35,000	34,996	-	4	-
12-1305	HB191	2012	STB	HARRISON MS	to purchase and install information technology, including related equipment, furniture and infrastructure, and office equipment for the family resource center at Harrison middle school in the Albuquerque public school district in Bernalillo County.	110,000	109,996	-	4	-
12-1310	HB191	2012	STB	McCOLLUM ES	to purchase and install information technology, communication systems and telephones, including related equipment, furniture and infrastructure, at McCollum elementary school in the Albuquerque public school district in Bernalillo County.	35,000	35,000	-	-	-
12-1312	HB191	2012	STB	McKINLEY MS	to purchase and install a sound system and projector, including related equipment and furniture, at McKinley middle school in the Albuquerque public school district in Bernalillo County.	25,000	24,812	-	188	-
12-1313	HB191	2012	STB	RIO GRANDE HS	to purchase equipment, including lighting and sound equipment, seating and fixtures, for the performing arts building at Rio Grande high school in the Albuquerque public school district in Bernalillo County.	40,000	39,983	-	17	-
12-1317	HB191	2012	STB	WEST MESA HS	to plan, design, construct, renovate, equip and furnish improvements to facilities and grounds, including lighting, technology, bathrooms, bleachers, shade structures, fencing and gates, at West Mesa high school in the Albuquerque public school district in Bernalillo County.	479,160	479,160	-	-	-
12-1576	HB190	2012	STB	HAYES MS	HAYES MIDDLE SCHOOL STUDENT DROP-OFF AREA--CHANGE TO INFORMATION TECHNOLOGY AND COMMUNICATION AND SECURITY EQUIPMENT--EXTEND TIME--SEVERANCE TAX BONDS.--The unexpended balance of the appropriation to the public education department in Subsection 4 of Section 11 of Chapter 92 of Laws 2008 to construct a student drop-off area at Hayes middle school in the Albuquerque public school district in Bernalillo County.unty shall not be expended for the original purpose but is changed to purchase and install communication systems, telephones, security cameras and information technology, including related equipment, furniture and infrastructure, at Hayes middle school in that school district. The time of expenditure is extended through fiscal year 2014.	200,000	199,995	-	5	-
13-1274	SB60	2013	STB	A. MONTOYA ES	To purchase and install information technology, including related equipment, furniture and infrastructure, at A. Montoya elementary school in the Albuquerque public school district in Bernalillo County.	35,000	34,996	-	4	-
13-1275	SB60	2013	STB	ADOBE ACRES ES	To purchase and install security cameras and information technology, including related equipment, furniture and infrastructure, at Adobe Acres elementary school in the Albuquerque public school district in Bernalillo County.	122,000	121,977	-	23	-
13-1276	SB60	2013	STB	ALAMEDA ES	To purchase and install information technology, including related equipment, furniture and infrastructure, at Alameda elementary school in the Albuquerque public school district in Bernalillo County.	60,000	60,000		-	-
13-1277	SB60	2013	STB	ALAMOSA ES	To purchase and install information technology and a communication and telephone system, including related equipment, furniture and infrastructure, at Alamosa elementary school in the Albuquerque public school district in Bernalillo County.	70,000	70,000		-	-
13-1278	SB60	2013	STB	VOLCANO VISTA HS	To purchase and install awnings to Cover the bleachers at Volcano Vista high school in the Albuquerque public school district in Bernalillo County.	200,000	199,945	-	55	-
13-1279	SB60	2013	STB	JROTC	To purchase rifles and equipment for junior reserve officers training Corps programs in the Albuquerque public school district in Bernalillo County.	75,000	75,000		-	-
13-1280	SB60	2013	STB	JROTC	To purchase and install rifle safety and marksmanship target systems in public schools in the Albuquerque public school district in Bernalillo County.	215,600	215,600		0	-

State of New Mexico
Albuquerque Municipal School District No. 12
State of New Mexico Legislative Capital Outlay Appropriations
For the Year Ended June 30, 2014

DFA#	SB-HB #	Laws	Funding Source	Location	Description	Amount Per Project	Life to Date Expenses	Outstanding Encumbrances	Total Revert	Unencumbered Balances
13-1281	SB60	2013	STB	ALBUQUERQUE HS	To purchase and install information technology, including related equipment, furniture and infrastructure, at Albuquerque high school in the Albuquerque public school district in Bernalillo County.	45,000	45,000		-	-
13-1282	SB60	2013	STB	ALVARADO ES	To purchase and install information technology, including related equipment, furniture and infrastructure, at Alvarado elementary school in the Albuquerque public school district in Bernalillo County.	70,000	70,000		-	-
13-1283	SB60	2013	STB	APACHE ES	To purchase and install furniture, fixtures and equipment in Apache elementary school in the Albuquerque public school district in Bernalillo County.	10,000	9,979		21	-
13-1284	SB60	2013	STB	ARMIJO ES	To purchase and install information technology, including related equipment, furniture and infrastructure, at Armijo elementary school in the Albuquerque public school district in Bernalillo County.	68,500	68,500		-	-
13-1285	SB60	2013	STB	ATRISCO ES	To purchase and install information technology, including related equipment, furniture and infrastructure, at Atrisco elementary school in the Albuquerque public school district in Bernalillo County.	80,000	80,000		0	-
13-1286	SB60	2013	STB	ATRISCO HERITAGE ACADEMY HS	To purchase and install information technology, including related equipment, furniture and infrastructure, at Atrisco Heritage academy high school in the Albuquerque public school district in Bernalillo County.	70,000	69,998	-	2	-
13-1287	SB60	2013	STB	BANDELIER ES	To plan, design, construct, improve, equip and furnish improvements to the grounds, fields and playground, including irrigation, landscaping and drainage, at Bandelier elementary school in the Albuquerque public school district in Bernalillo County.	50,000	49,870		-	130
13-1288	SB60	2013	STB	BANDELIER ES	To purchase and install information technology, including related equipment, furniture and infrastructure, at Bandelier elementary school in the Albuquerque public school district in Bernalillo County.	30,000	29,997		3	-
13-1289	SB60	2013	STB	BARCELONA ES	To purchase and install security cameras and information technology, including related equipment, furniture and infrastructure, in Barcelona elementary school in the Albuquerque public school district in Bernalillo County.	50,000	49,977	-	23	-
13-1290	SB60	2013	STB	BEL-AIR ES	To purchase and install security cameras and information technology, including related equipment, furniture and infrastructure, at Bel-Air elementary school in the Albuquerque public school district in Bernalillo County.	110,000	109,913		87	-
13-1291	SB60	2013	STB	BELLEHAVEN ES	To purchase and install information technology, including related equipment, furniture and infrastructure, at Bellehaven elementary school in the Albuquerque public school district in Bernalillo County.	46,000	46,000	-	0	-
13-1292	SB60	2013	STB	CARLOS REY ES	To purchase and install information technology, including related equipment, furniture and infrastructure, at Carlos Rey elementary school in the Albuquerque public school district in Bernalillo County.	15,000	15,000		0	-
13-1293	SB60	2013	STB	CHAMIZA ES	To plan, design, construct, renovate, equip and furnish playground improvements, including drainage and landscaping, at Chamiza elementary school in the Albuquerque public school district in Bernalillo County.	99,000	78,402	20,174	-	424
13-1294	SB60	2013	STB	CHAPARRAL MS	To purchase and install information technology, including related equipment, furniture and infrastructure, at Chaparral elementary school in the Albuquerque public school district in Bernalillo County.	45,000	44,999		1	-
13-1295	SB60	2013	STB	CLEVELAND MS	To purchase and install security cameras and information technology, including related equipment, furniture and infrastructure, at Cleveland middle school in the Albuquerque public school district in Bernalillo County.	60,000	59,954	-	46	-
13-1296	SB60	2013	STB	COCHITI ES	To purchase and install information technology, including related equipment, furniture and infrastructure, at Cochiti elementary school in the Albuquerque public school district in Bernalillo County.	35,000	35,000		-	-
13-1297	SB60	2013	STB	CORONADO ES	To purchase and install information technology, including related equipment, furniture and infrastructure, at Coronado elementary school in the Albuquerque public school district in Bernalillo County.	15,000	15,000	-	-	-
13-1298	SB60	2013	STB	DEL NORTE HS	To purchase and install information technology, including related equipment, furniture and infrastructure, at Del Norte high school in the Albuquerque public school district in Bernalillo County.	70,000	69,999		1	-

State of New Mexico
Albuquerque Municipal School District No. 12
State of New Mexico Legislative Capital Outlay Appropriations
For the Year Ended June 30, 2014

DFA#	SB-HB #	Laws	Funding Source	Location	Description	Amount Per Project	Life to Date Expenses	Outstanding Encumbrances	Total Revert	Unencumbered Balances
13-1299	SB60	2013	STB	DIGITAL ARTS & TECHNOLOGY ACADEMY	To purchase a building for the Digital Arts and Technology academy in the Albuquerque public school district in Bernalillo County.	195,000	195,000	-	-	-
13-1300	SB60	2013	STB	DOLORES GONZALES ES	To plan, design, construct, renovate, equip and furnish improvements to school facilities, playgrounds and the gymnasium, including site and drainage improvements, at Dolores Gonzales elementary school in the Albuquerque public school district in Bernalillo County.	132,500	132,500		-	-
13-1301	SB60	2013	STB	DOUBLE EAGLE ES	To purchase and install security cameras and information technology, including related equipment, furniture and infrastructure, at Double Eagle elementary school in the Albuquerque public school district in Bernalillo County.	110,000	109,993	-	7	-
13-1302	SB60	2013	STB	MACARTHUR ES	To purchase and install information technology, including related equipment, furniture and infrastructure, at Douglas MacArthur elementary school in the Albuquerque public school district in Bernalillo County.	50,000	50,000		-	-
13-1303	SB60	2013	STB	DURANES ES	To purchase and install security cameras and information technology, including related equipment, furniture and infrastructure, at Duranes elementary school in the Albuquerque public school district in Bernalillo County.	55,000	54,936	-	64	-
13-1304	SB60	2013	STB	ECADEMY VIRTUAL HS	To purchase and install information technology, including related equipment, furniture and infrastructure, at Ecademy high school in the Albuquerque public school district in Bernalillo County.	5,000	4,996	-	4	-
13-1305	SB60	2013	STB	EDMUND G. ROSS ES	To purchase and install information technology, including related equipment, furniture and infrastructure, at Edmund G. Ross elementary school in the Albuquerque public school district in Bernalillo County.	45,000	44,712	287	-	2
13-1306	SB60	2013	STB	EDWARD GONZALES ES	To plan, design, construct, renovate, equip and furnish improvements to facilities and grounds at Edward Gonzales elementary school in the Albuquerque public school district in Bernalillo County.	50,000	49,976		24	-
13-1307	SB60	2013	STB	EMERSON ES	To purchase and install information technology, including related equipment, furniture and infrastructure, at Emerson elementary school in the Albuquerque public school district in Bernalillo County.	35,000	35,000		-	-
13-1308	SB60	2013	STB	ERNIE PYLE MS	To purchase and install information technology, including related equipment, furniture and infrastructure, at Ernie Pyle elementary school in the Albuquerque public school district in Bernalillo County.	50,000	49,999	-	1	-
13-1309	SB60	2013	STB	FREEDOM HS	To purchase and install information technology, including related equipment, furniture and infrastructure, at Freedom high school in the Albuquerque public school district in Bernalillo County.	5,000	4,995	-	5	-
13-1310	SB60	2013	STB	GARFIELD MS	To purchase and install information technology, including related equipment, furniture and infrastructure, at Garfield middle school in the Albuquerque public school district in Bernalillo County.	15,000	14,996	-	4	-
13-1311	SB60	2013	STB	GRIEGOS ES	To purchase and install information technology, including related equipment, furniture and infrastructure, at Griegos elementary school in the Albuquerque public school district in Bernalillo County.	50,000	49,879	120	-	1
13-1312	SB60	2013	STB	HARRISON MS	To purchase and install books, furniture and information technology, including related equipment, furniture and infrastructure, at Harrison middle school in the Albuquerque public school district in Bernalillo County.	35,000	34,290		-	710
13-1313	SB60	2013	STB	HAWTHORNE ES	To purchase and install information technology, including related equipment, furniture and infrastructure, at Hawthorne elementary school in the Albuquerque public school district in Bernalillo County.	10,000	9,964		36	-
13-1314	SB60	2013	STB	HAWTHORNE ES	To purchase and install security cameras and information technology, including related equipment, furniture and infrastructure, at Hawthorne elementary school in the Albuquerque public school district in Bernalillo County.	108,000	107,890	-	110	-
13-1315	SB60	2013	STB	HIGHLAND HS	To furnish and equip Highland high school in the Albuquerque public school district in Bernalillo County.	20,000	19,997		3	-
13-1316	SB60	2013	STB	HIGHLAND HS	To purchase and install information technology, including related equipment, furniture and infrastructure, at Highland high school in the Albuquerque public school district in Bernalillo County.	30,000	29,999	-	1	-

State of New Mexico
Albuquerque Municipal School District No. 12
State of New Mexico Legislative Capital Outlay Appropriations
For the Year Ended June 30, 2014

DFA#	SB-HB #	Laws	Funding Source	Location	Description	Amount Per Project	Life to Date Expenses	Outstanding Encumbrances	Total Revert	Unencumbered Balances
13-1317	SB60	2013	STB	HODGIN ES	To purchase and install security cameras and information technology, including related equipment, furniture and infrastructure, at Hodgin elementary school in the Albuquerque public school district in Bernalillo County.	142,000	141,965	-	35	-
13-1318	SB60	2013	STB	HOOVER MS	To plan, design, construct, renovate, equip and furnish facility and infrastructure improvements and To purchase and install equipment and information technology, including related equipment, furniture and infrastructure, at Hoover middle school in the Albuquerque public school district in Bernalillo County.	150,000	149,996		4	-
13-1319	SB60	2013	STB	HUBERT HUMPHREY ES	To purchase and install security cameras and information technology, including related equipment, furniture and infrastructure, at Hubert H. Humphrey elementary school in the Albuquerque public school district in Bernalillo County.	35,000	34,941	-	59	-
13-1320	SB60	2013	STB	JEFFERSON MS	To plan, design, construct, renovate, equip and furnish improvements to the grounds at Jefferson middle school in the Albuquerque public school district in Bernalillo County.	60,000	60,000		-	-
13-1321	SB60	2013	STB	JEFFERSON MS	To purchase and install information technology, including related equipment, furniture and infrastructure, at Jefferson middle school in the Albuquerque public school district in Bernalillo County.	30,000	29,994	-	6	-
13-1322	SB60	2013	STB	JIMMY CARTER MS	To plan, design, renovate, equip and furnish site improvements at Jimmy E. Carter middle school in the Albuquerque public school district in Bernalillo County.	100,000	99,980		20	-
13-1323	SB60	2013	STB	JOHN ADAMS MS	To purchase and install books, furniture and information technology, including related equipment, furniture and infrastructure, at John Adams middle school in the Albuquerque public school district in Bernalillo County.	25,000	24,991		9	-
13-1324	SB60	2013	STB	JOHN ADAMS MS	To purchase and install security cameras and information technology, including related equipment, furniture and infrastructure, at John Adams middle school in the Albuquerque public school district in Bernalillo County.	24,500	24,498	-	2	-
13-1325	SB60	2013	STB	KENNEDY MS	To purchase and install information technology, including related equipment, furniture and infrastructure, at Kennedy middle school in the Albuquerque public school district in Bernalillo County.	50,000	49,997		3	-
13-1326	SB60	2013	STB	KIRTLAND ES	To purchase and install information technology, including related equipment, furniture and infrastructure, at Kirtland elementary school in the Albuquerque public school district in Bernalillo County.	30,000	29,999	-	1	-
13-1327	SB60	2013	STB	KIT CARSON ES	To purchase and install information technology, including related equipment, furniture and infrastructure, at Kit Carson elementary school in the Albuquerque public school district in Bernalillo County.	30,000	30,000		0	-
13-1328	SB60	2013	STB	LA CUEVA HS	To purchase and install equipment, including seating, fixtures, lighting, sound equipment, furniture and stage curtains, and to purchase and install information technology, including related furniture, equipment and infrastructure, at La Cueva high school in the Albuquerque public school district in Bernalillo County.	70,000	69,996		4	-
13-1329	SB60	2013	STB	LA CUEVA HS	To purchase and install security cameras and information technology, including related equipment, furniture and infrastructure, at La Cueva high school in the Albuquerque public school district in Bernalillo County.	150,000	149,906	-	94	-
13-1330	SB60	2013	STB	LA LUZ ES	To purchase and install information technology, including related equipment, furniture and infrastructure, at La Luz elementary school in the Albuquerque public school district in Bernalillo County.	50,000	49,999	-	1	-
13-1331	SB60	2013	STB	LA MESA ES	To purchase and install furniture, fixtures and equipment in La Mesa elementary school in the Albuquerque public school district in Bernalillo County.	20,000	19,997		3	-
13-1332	SB60	2013	STB	LA MESA ES	To purchase and install library books, furniture, shelving and information technology, including related equipment, furniture and infrastructure, at La Mesa elementary school in the Albuquerque public school district in Bernalillo County.	10,000	9,993		7	-
13-1333	SB60	2013	STB	LA MESA ES	To purchase and install security cameras and information technology, including related equipment, furniture and infrastructure, at La Mesa elementary school in the Albuquerque public school district in Bernalillo County.	50,000	49,885	-	115	-

State of New Mexico
Albuquerque Municipal School District No. 12
State of New Mexico Legislative Capital Outlay Appropriations
For the Year Ended June 30, 2014

DFA#	SB-HB #	Laws	Funding Source	Location	Description	Amount Per Project	Life to Date Expenses	Outstanding Encumbrances	Total Revert	Unencumbered Balances
13-1334	SB60	2013	STB	LEW WALLACE ES	To purchase and install information technology and an intercom system, including related equipment, furniture and infrastructure, at Lew Wallace elementary school in the Albuquerque public school district in Bernalillo County.	65,000	64,999	-	1	-
13-1335	SB60	2013	STB	LONGFELLOW ES	To purchase and install security cameras and information technology, including related equipment, furniture and infrastructure, at Longfellow elementary school in the Albuquerque public school district in Bernalillo County.	15,000	14,970	-	30	-
13-1336	SB60	2013	STB	LOS PADILLAS ES	To purchase and install information technology, including related equipment, furniture and infrastructure, at Los Padillas elementary school in the Albuquerque public school district in Bernalillo County.	35,000	35,000	-	0	-
13-1337	SB60	2013	STB	LOS RANCHOS ES	To purchase and install information technology, including related equipment, furniture and infrastructure, at Los Ranchos elementary school in the Albuquerque public school district in Bernalillo County.	20,000	19,994		6	-
13-1338	SB60	2013	STB	LOWELL ES	To purchase and install security cameras and information technology, including related equipment, furniture and infrastructure, at Lowell elementary school in the Albuquerque public school district in Bernalillo County.	25,000	24,996	-	4	-
13-1339	SB60	2013	STB	MADISON MS	To purchase and install information technology, including related equipment, furniture and infrastructure, at Madison middle school in the Albuquerque public school district in Bernalillo County.	20,000	17,381	2,615	-	3
13-1340	SB60	2013	STB	MANZANO MESA ES	To plan, design, construct, purchase, equip and furnish site improvements, including portable classroom installation and related equipment and infrastructure upgrades, at Manzano Mesa elementary school in the Albuquerque public school district in Bernalillo County.	30,000	30,000		-	-
13-1341	SB60	2013	STB	MARK TWAIN ES	To purchase and install information technology, including related equipment, furniture and infrastructure, at Mark Twain elementary school in the Albuquerque public school district in Bernalillo County.	30,000	30,000		-	-
13-1342	SB60	2013	STB	MARK TWAIN ES	To purchase and install library books, furniture and information technology, including related equipment, furniture and infrastructure, at Mark Twain elementary school in the Albuquerque public school district in Bernalillo County.	50,000	49,983	-	17	-
13-1343	SB60	2013	STB	MATHESON PARK ES	To purchase and install cafeteria tables, furniture and related equipment at Matheson Park elementary school in the Albuquerque public school district in Bernalillo County.	20,000	20,000	-	-	-
13-1344	SB60	2013	STB	McCOLLUM ES	To purchase and install information technology, including related equipment, furniture and infrastructure, in McCollum elementary school in the Albuquerque public school district in Bernalillo County.	10,000	9,974		26	-
13-1345	SB60	2013	STB	McKINLEY MS	To purchase and install security cameras and information technology, including related equipment, furniture and infrastructure, at McKinley middle school in the Albuquerque public school district in Bernalillo County.	142,468	142,356	-	112	-
13-1346	SB60	2013	STB	MISSION AVENUE ES	To purchase and install information technology, including related equipment, furniture and infrastructure, at Mission Avenue elementary school in the Albuquerque public school district in Bernalillo County.	50,000	50,000		-	-
13-1347	SB60	2013	STB	MITCHELL ES	To purchase and install security cameras and information technology, including related equipment, furniture and infrastructure, at Mitchell elementary school in the Albuquerque public school district in Bernalillo County.	110,000	109,974	-	26	-
13-1348	SB60	2013	STB	MONTE VISTA ES	To purchase and install information technology, including related equipment, furniture and infrastructure, at Monte Vista elementary school in the Albuquerque public school district in Bernalillo County.	30,000	30,000		-	-
13-1349	SB60	2013	STB	MONTEZUMA ES	To purchase and install information technology, including related equipment, furniture and infrastructure, at Montezuma elementary school in the Albuquerque public school district in Bernalillo County.	30,000	29,998		2	-
13-1350	SB60	2013	STB	MONTEZUMA ES	To purchase and install security cameras and information technology, including related equipment, furniture and infrastructure, at Montezuma elementary school in the Albuquerque public school district in Bernalillo County.	40,000	39,973	-	27	-

State of New Mexico
Albuquerque Municipal School District No. 12
State of New Mexico Legislative Capital Outlay Appropriations
For the Year Ended June 30, 2014

DFA#	SB-HB #	Laws	Funding Source	Location	Description	Amount Per Project	Life to Date Expenses	Outstanding Encumbrances	Total Revert	Unencumbered Balances
13-1351	SB60	2013	STB	NAVAJO ES	To purchase and install security cameras and information technology, including related equipment, furniture and infrastructure, in Navajo elementary school in the Albuquerque public school district in Bernalillo County.	125,000	124,942	-	58	-
13-1352	SB60	2013	STB	NEW FUTURES	To purchase and install information technology, including related equipment, furniture and infrastructure, at New Futures high school in the Albuquerque public school district in Bernalillo County.	5,000	4,998	-	2	-
13-1354	SB60	2013	STB	OSUNA ES	To purchase and install information technology, including related equipment, furniture and infrastructure, at Osuna elementary school in the Albuquerque public school district in Bernalillo County.	60,000	59,997		3	-
13-1355	SB60	2013	STB	PAINTED SKY ES	To purchase and install security cameras and information technology, including related equipment, furniture and infrastructure, at Painted Sky elementary school in the Albuquerque public school district in Bernalillo County.	106,000	105,985	-	15	-
13-1356	SB60	2013	STB	PETROGLYPH ES	To purchase and install information technology, including related equipment, furniture and infrastructure, at Petroglyph elementary school in the Albuquerque public school district in Bernalillo County.	60,000	59,996	-	4	-
13-1357	SB60	2013	STB	REGINALD CHAVEZ ES	To purchase and install security cameras and information technology, including related equipment, furniture and infrastructure, at Reginald Chavez elementary school in the Albuquerque public school district in Bernalillo County.	45,000	44,926	-	74	-
13-1358	SB60	2013	STB	REGINALD CHAVEZ ES	To plan, design, construct, renovate, equip and furnish site, playground and drainage improvements at Reginald Chavez elementary school in the Albuquerque public school district in Bernalillo County.	15,000	15,000	-	-	-
13-1359	SB60	2013	STB	RIO GRANDE HS	To purchase and install equipment, including seating, lighting and sound, and information technology, including related equipment, furniture and infrastructure, at Rio Grande high school in the Albuquerque public school district in Bernalillo County.	100,000	97,628		-	2,372
13-1360	SB60	2013	STB	ROBERT F KENNEDY CHARTER HS (RFK)	To construct an auto body and paint shop at Robert F. Kennedy charter school in the Albuquerque public school district in Bernalillo County.	190,080	190,079	-	1	-
13-1361	SB60	2013	STB	ROBERT F KENNEDY CHARTER HS (RFK)	To purchase, renovate and equip a facility for a media center for Robert F. Kennedy charter school in the Albuquerque public school district in Bernalillo County.	95,000	95,000	-	-	-
13-1362	SB60	2013	STB	RUDOLFO ANAYA ES	To purchase and install information technology, including related equipment, furniture and infrastructure, at Rudolfo Anaya elementary school in the Albuquerque public school district in Bernalillo County.	30,000	29,998	-	2	-
13-1363	SB60	2013	STB	S.Y. JACKSON ES	To purchase and install information technology, including related equipment, furniture and infrastructure, at S.Y. Jackson elementary school in the Albuquerque public school district in Bernalillo County.	25,000	24,999	-	1	-
13-1364	SB60	2013	STB	SAN ANTONITO ES	To purchase and install information technology, including related equipment, furniture and infrastructure, at San Antonito elementary school in the Albuquerque public school district in Bernalillo County.	36,500	36,494	-	6	-
13-1365	SB60	2013	STB	SEVEN BAR ES	To purchase and install security cameras and information technology, including related equipment, furniture and infrastructure, at Seven Bar elementary school in the Albuquerque public school district in Bernalillo County.	25,000	24,930	-	70	-
13-1366	SB60	2013	STB	SIERRA VISTA ES	To plan, design, construct, renovate, furnish, equip and improve a pre-kindergarten playground, including fencing, drainage and landscaping, at Sierra Vista elementary school in the Albuquerque public school district in Bernalillo County.	125,000	72,782	-		52,218
13-1367	SB60	2013	STB	TAFT MS	To purchase and install security cameras and information technology, including related equipment, furniture and infrastructure, at Taft middle school in the Albuquerque public school district in Bernalillo County.	60,000	59,973	-	27	-
13-1368	SB60	2013	STB	TOMASITA ES	To purchase and install security cameras and information technology, including related equipment, furniture and infrastructure, at Tomasita elementary school in the Albuquerque public school district in Bernalillo County.	112,000	111,852	-	148	-

State of New Mexico
Albuquerque Municipal School District No. 12
State of New Mexico Legislative Capital Outlay Appropriations
For the Year Ended June 30, 2014

DFA#	SB-HB #	Laws	Funding Source	Location	Description	Amount Per Project	Life to Date Expenses	Outstanding Encumbrances	Total Revert	Unencumbered Balances
13-1369	SB60	2013	STB	VALLE VISTA ES	To purchase and install information technology, including related equipment, furniture and infrastructure, at Valle Vista elementary school in the Albuquerque public school district in Bernalillo County.	83,400	83,398		2	-
13-1370	SB60	2013	STB	VALLEY HS	To refurbish and make improvements throughout Valley high school in the Albuquerque public school district in Bernalillo County.	25,000	24,981		19	-
13-1371	SB60	2013	STB	VALLEY HS	To purchase and install a spectator roof and outdoor bench seating at Valley high school in the Albuquerque public school district in Bernalillo County.	25,000	25,000		-	-
13-1372	SB60	2013	STB	VAN BUREN MS	To purchase and install library books, furniture, shelving and information technology, including related equipment, furniture and infrastructure, at Van Buren middle school in the Albuquerque public school district in Bernalillo County.	60,000	60,000	-	0	-
13-1373	SB60	2013	STB	WASHINGTON MS	To purchase and install information technology, including related equipment, furniture and infrastructure, at Washington middle school in the Albuquerque public school district in Bernalillo County.	45,000	44,998	-	2	-
13-1374	SB60	2013	STB	WEST MESA HS	To plan, design, construct, renovate, equip and furnish improvements To the facilities and site, including the purchase and installation of information technology and related infrastructure, at West Mesa high school in the Albuquerque public school district in Bernalillo County.	100,000	100,000		-	-
13-1375	SB60	2013	STB	WEST MESA HS	To purchase and install information technology, including related equipment, furniture and infrastructure, at West Mesa high school in the Albuquerque public school district in Bernalillo County.	50,000	49,986		14	-
13-1376	SB60	2013	STB	WHERRY ES	To purchase and install information technology, including related equipment, furniture and infrastructure, at Wherry elementary school in the Albuquerque public school district in Bernalillo County.	55,000	54,251	698	-	51
13-1377	SB60	2013	STB	WHITTIER ES	To purchase and install information technology, including related equipment, furniture and infrastructure, at Whittier elementary school in the Albuquerque public school district in Bernalillo County.	30,000	29,987	-	13	-
13-1378	SB60	2013	STB	WILSON MS	To purchase and install information technology, including related furniture, equipment and infrastructure, in Wilson middle school in the Albuquerque public school district in Bernalillo County.	95,000	95,000		-	-
13-1379	SB60	2013	STB	ZIA ES	To purchase and install security cameras and information technology, including related equipment, furniture and infrastructure, at Zia elementary school in the Albuquerque public school district in Bernalillo County.	50,000	49,857	-	143	-
13-1380	SB60	2013	STB	ZIA ES	To design, purchase and install a shade structure at Zia elementary school in the Albuquerque public school district in Bernalillo County.	50,000	49,694		306	-
13-1381	SB60	2013	STB	ZUNI ES	To purchase and install information technology, including related equipment, furniture and infrastructure, at Zuni elementary school in the Albuquerque public school district in Bernalillo County.	160,000	160,000		-	-
13-4938		2013	Control No. HW2-L300087	NMDOT - ROOSEVELT A. MONTOYA	Design with improvements with paving overlays on parking areas and reconstruction with miscellaneous construction on school district campuses, Project No. SP-3-14(938), Control No. L300087.	71,100		71,100	-	-

DEBT SERVICE FUND

DEBT SERVICE FUND

Debt Service (41000) - To account for the accumulation of resources for, and the payment of, general long-term debt principal and interest. The resources of this fund are generated by a tax levy based upon property values.

State of New Mexico
Albuquerque Municipal School District No. 12

Debt Service Fund (41000)
Statement of Revenues, Expenditures, and Changes in Fund Balance
Budget (Non - GAAP Budgetary Basis) and Actual
For the Year Ended June 30, 2014

	Budgeted Amounts			
	Original Budget	Final Budget	Actual	Variance
REVENUES				
Property taxes	$ 50,030,634	$ 50,030,634	$ 57,189,210	$ 7,158,576
State grants	-	-	-	-
Federal grants	-	-	-	-
Miscellaneous	-	-	1,760,581	1,760,581
Interest	-	-	52,693	52,693
Total revenues	50,030,634	50,030,634	59,002,484	8,971,850
EXPENDITURES				
Instruction	-	-	-	-
Support Services				
Students	-	-	-	-
Instruction	-	-	-	-
General Administration	510,312	530,312	571,892	(41,580)
School Administration	-	-	-	-
Central Services	-	-	-	-
Operation & Maintenance of Plant	-	-	-	-
Student Transportation	-	-	-	-
Other Support Services	-	-	-	-
Food Services Operations	-	-	-	-
Community Services	-	-	-	-
Debt service				
Reserve	58,059,177	49,610,539	-	49,610,539
Principal	35,371,792	35,371,792	35,371,791	1
Interest	19,249,356	19,249,356	19,085,118	164,238
Bond issuance costs	150,000	150,000	311,705	(161,705)
Capital outlay	-	-	-	-
Total expenditures	113,340,637	104,911,999	55,340,506	49,571,493
Excess (deficiency) of revenues over (under) expenditures	(63,310,003)	(54,881,365)	3,661,978	58,543,343
Designated cash	63,310,003	54,881,365	-	(54,881,365)
OTHER FINANCING SOURCES (USES)				
Transfers	-	-	-	-
Bond Issuance premium	-	-	2,585,024	2,585,024
Debt issuance	-	-	-	-
Total other financing sources (uses)	-	-	2,585,024	2,585,024
Net changes in fund balances	-	-	6,247,002	6,247,002
Fund balances - beginning of year	-	-	54,881,365	54,881,365
Fund balances - end of year	$ -	$ -	$ 61,128,367	$ 61,128,367

RECONCILIATION TO GAAP BASIS	
Reversal of PY adjustments to revenue / expenditures	617,216
CY Adjustments to revenues	(48,069)
CY Adjustments to expenditures	(46,100)
Fund balances (GAAP basis)	$ 61,651,414

EDUCATIONAL TECHNOLOGY EQUIPMENT

NONMAJOR DEBT SERVICE FUND

EDUCATIONAL TECHNOLOGY EQUIPMENT DEBT SERVICE FUND

Educational Technology Equipment Debt Service (43000) - To account for the accumulation of resources for, and the payment of, Educational Technology Equipment notes principal and interest. The resources of this fund are generated by a tax levy based upon property values.

State of New Mexico
Albuquerque Municipal School District No. 12

Educational Technology Equipment Debt Service Fund (43000)
Balance Sheet
June 30, 2014

ASSETS		
Current Assets		
Cash and cash equivalents	$	-
Accounts receivable		
Taxes		-
Due from other governments		-
Interfund receivables		-
Other		-
Prepaid expenses & other assets		-
Inventory		-
Restricted cash and cash equivalents		6,581,107
Restricted accounts receivable		568,649
Total assets	$	7,149,756
LIABILITIES		
Current Liabilities:		
Accounts payable	$	-
Accrued expenses		-
Accrued compensated absences		-
Interfund payables		-
Due to other governments		-
Unearned revenue - other		-
Liabilities payable from restricted assets		-
Total liabilities		-
DEFERRED INFLOWS OF RESOURCES		502,813
FUND BALANCES		
Restricted for		
Special Revenue Funds		-
Capital Projects		-
Debt Service		6,646,943
Total fund balances		6,646,943
Total liabilites, deferred inflows of resources, and fund balances	$	7,149,756

State of New Mexico
Albuquerque Municipal School District No. 12

Educational Technology Equipment Debt Service Fund (43000)
Statement of Revenues, Expenditures, and Changes in Fund Balances
For the Year Ended June 30, 2014

REVENUES	
Property taxes	$ 6,489,720
State grants	-
Federal grants	-
Miscellaneous	-
Interest	6,598
Total revenues	6,496,318
EXPENDITURES	
Current	
Instruction	-
Support Services	
Students	-
Instruction	-
General Administration	64,961
School Administration	-
Central Services	-
Operation & Maintenance of Plant	-
Student Transportation	-
Other Support Services	-
Food Services Operations	-
Community Service	-
Facilities, Supplies & Services	-
Debt service	
Principal	11,915,000
Interest	684,850
Bond Issuance Costs	
Capital outlay	-
Total expenditures	12,664,811
Excess (deficiency) of revenues over (under) expenditures	(6,168,493)
OTHER FINANCING SOURCES (USES)	
Transfers	-
Debt issuance premiums	-
Debt issuance	-
Total other financing sources (uses)	-
Net changes in fund balances	(6,168,493)
Fund balances - beginning of year	12,815,436
Fund balances - end of year	$ 6,646,943

State of New Mexico
Albuquerque Municipal School District No. 12

Educational Technology Equipment Debt Service Fund (43000)
Statement of Revenues, Expenditures, and Changes in Fund Balance
Budget (Non - GAAP Budgetary Basis) and Actual
For The Year Ended June 30, 2014

	Budgeted Amounts			
	Original Budget	Final Budget	Actual	Variance
REVENUES				
Property taxes	$ 13,166,727	$ 13,166,727	$ 6,496,145	$ (6,670,582)
State grants	-	-	-	-
Federal grants	-	-	-	-
Miscellaneous	-	-	-	-
Interest	-	-	6,598	6,598
Total revenues	13,166,727	13,166,727	6,502,743	(6,663,984)
EXPENDITURES				
Instruction	-	-	-	-
Support Services				
Students	-	-	-	-
Instruction	-	-	-	-
General Administration	134,301	144,301	64,961	79,340
School Administration	-	-	-	-
Central Services	-	-	-	-
Operation & Maintenance of Plant	-	-	-	-
Student Transportation	-	-	-	-
Other Support Services	-	-	-	-
Food Services Operations	-	-	-	-
Community Services	-	-	-	-
Debt service				
Reserve	13,218,714	13,165,751	-	13,165,751
Principal	11,915,000	11,915,000	11,915,000	-
Interest	684,850	684,850	684,850	-
Bond issuance costs	-	-	-	-
Capital outlay	-	-	-	-
Total expenditures	25,952,865	25,909,902	12,664,811	13,245,091
Excess (deficiency) of revenues over (under) expenditures	(12,786,138)	(12,743,175)	(6,162,068)	6,581,107
Designated cash	12,786,138	12,743,175	-	(12,743,175)
OTHER FINANCING SOURCES (USES)				
Transfers	-	-	-	-
Bond Issuance premium	-	-	-	-
Debt issuance	-	-	-	-
Total other financing sources (uses)	-	-	-	-
Net changes in fund balances	-	-	(6,162,068)	(6,162,068)
Fund balances - beginning of year	-	-	12,743,175	12,743,175
Fund balances - end of year	$ -	$ -	$ 6,581,107	$ 6,581,107

RECONCILIATION TO GAAP BASIS	
Reversal of PY adjustments to revenue / expenditures	72,261
CY Adjustments to revenues	(6,425)
CY Adjustments to expenditures	-
Fund balances (GAAP basis)	$ 6,646,943

SUPPORTING SCHEDULES

State of New Mexico
Albuquerque Minicipal School District No. 12
Schedule of Changes in Assets and Liabilities
For the Fiscal Year End June 30, 2014

ASSETS - CASH AND CASH EQUIVALENTS

	Balance June 30, 2013	Additions	Deductions	Balance June 30, 2014
Alternative Schools				
(Albuquerque) Evening	$ 124,673	$ 98,912	$ 27,116	$ 196,469
Career Enrichment Center	44,331	105,155	104,096	45,390
Desert Willow Family School	13,416	74,575	73,850	14,141
Freedom	5,957	7,617	5,687	7,887
New Futures	7,419	11,450	12,856	6,013
Nex+gen Academy	5,830	47,272	37,161	15,941
School on Wheels	14,322	3,519	8,176	9,665
Transition Outcomes Programs	2,222	4,199	4,406	2,015
Vision Quest Alternative	223	-	52	171
Total Alternative Schools	218,393	352,699	273,400	297,692
High Schools				
Albuquerque	184,945	743,490	712,426	216,009
Atrisco Heritage Academy	129,911	526,000	462,030	193,881
Cibola	318,432	700,280	654,410	364,302
Del Norte	125,799	368,547	375,930	118,416
Eldorado	476,548	987,857	1,038,130	426,275
Highland	112,760	461,520	409,670	164,610
La Cueva	282,046	870,782	854,897	297,931
Manzano	228,958	636,143	604,319	260,782
Rio Grande	139,454	401,021	379,540	160,935
Sandia	281,724	754,691	794,418	241,997
Valley	274,770	548,546	502,609	320,707
Volcano Vista	272,818	1,021,078	996,172	297,724
West Mesa	184,460	461,829	494,327	151,962
Total High Schools	3,012,625	8,481,784	8,278,878	3,215,531
Middle Schools				
Adams	24,120	69,278	68,805	24,593
Carter	41,680	61,670	72,589	30,761
Cleveland	30,375	59,506	68,230	21,651
Desert Ridge	51,183	116,811	113,176	54,818
Eisenhower	42,286	66,672	68,673	40,285
Ernie Pyle	45,221	18,163	42,116	21,268
Garfield	8,205	28,646	29,897	6,954
Grant	34,725	76,758	66,143	45,340
Harrison	18,755	13,520	6,572	25,703
Hayes	27,085	8,723	12,067	23,741
Hillerman	44,274	122,639	130,226	36,687
Hoover	63,391	42,334	42,252	63,473
Jackson	16,773	6,630	14,373	9,030
Jefferson	38,031	68,569	76,549	30,051
Kennedy	9,175	31,889	15,007	26,057
Lyndon B. Johnson	55,940	71,858	88,647	39,151
Madison	43,028	70,836	71,016	42,848
McKinley	15,087	34,873	40,919	9,041
Monroe	92,291	66,411	72,331	86,371
Polk	12,596	24,689	23,055	14,230
Roosevelt	49,822	52,961	55,811	46,972

State of New Mexico
Albuquerque Minicipal School District No. 12
Schedule of Changes in Assets and Liabilities
For the Fiscal Year End June 30, 2014

ASSETS - CASH AND CASH EQUIVALENTS

	Balance June 30, 2013	Additions	Deductions	Balance June 30, 2014
Middle Schools (continued)				
Taft	28,065	37,082	50,529	14,618
Taylor	43,357	51,394	67,629	27,122
Truman	19,360	70,345	69,739	19,966
Van Buren	4,684	10,650	9,223	6,111
Washington	32,266	27,208	36,401	23,073
Wilson	11,480	43,729	34,006	21,203
Total Middle Schools	903,255	1,353,844	1,445,981	811,118
Elementary Schools				
Acoma	6,331	6,212	4,741	7,802
Adobe Acres	7,411	16,308	13,328	10,391
Alameda	4,948	19,001	17,109	6,840
Alamosa	14,027	14,536	21,075	7,488
Alvarado	8,836	4,593	4,415	9,014
Anaya	15,501	41,234	41,399	15,336
Apache	5,221	6,773	4,677	7,317
Armijo	14,155	31,337	26,921	18,571
Arroyo del Oso	9,880	12,479	12,177	10,182
Atrisco	5,611	11,454	13,161	3,904
John Baker	22,924	25,859	20,900	27,883
Bandelier	15,042	35,796	36,761	14,077
Barcelona	14,644	14,213	19,997	8,860
Bel-Air	6,352	21,670	18,765	9,257
Bellehaven	4,551	16,919	15,234	6,236
Mary Ann Binford	4,841	32,458	29,969	7,330
Kit Carson	5,271	16,843	15,405	6,709
Chamiza	18,828	26,447	26,847	18,428
Chaparral	15,551	27,777	27,302	16,026
Dennis Chavez	7,971	16,554	17,235	7,290
Reginald Chavez	30,394	32,787	32,122	31,059
Chelwood	12,154	15,351	15,599	11,906
Cochiti	7,118	24,948	17,765	14,301
Collet Park	4,677	9,713	7,252	7,138
Comanche	18,395	16,918	25,731	9,582
Helen Cordero	24,167	33,359	38,054	19,472
Coronado	6,882	14,176	17,374	3,684
Corrales	19,472	9,653	12,366	16,759
Double Eagle	52,194	69,130	66,559	54,765
Duranes	2,318	836	2,012	1,142
East San Jose	14,921	15,311	11,878	18,354
Emerson	4,650	7,803	7,394	5,059
Eubank	4,035	17,508	15,738	5,805
Eugene Field	5,023	6,128	6,896	4,255
Dolores Gonzales	6,020	5,970	5,416	6,574
Edward Gonzales	23,337	30,735	32,572	21,500
Governor Bent	27,921	14,846	15,946	26,821
Griegos	10,308	6,098	10,089	6,317
Hawthorne	6,022	12,436	9,419	9,039
Hodgin	20,610	39,298	40,081	19,827

State of New Mexico
Albuquerque Minicipal School District No. 12
Schedule of Changes in Assets and Liabilities
For the Fiscal Year End June 30, 2014

ASSETS - CASH AND CASH EQUIVALENTS

	Balance June 30, 2013	Additions	Deductions	Balance June 30, 2014
Elementary Schools (continued)				
Marie Hughes	7,859	17,247	12,778	12,328
Hubert Humphrey	2,222	5,436	4,683	2,975
Inez	7,557	11,153	11,098	7,612
S.Y. Jackson	50,490	37,973	44,297	44,166
Kirtland	16,082	18,948	18,933	16,097
La Luz	6,324	13,003	13,588	5,739
La Mesa	6,199	28,555	29,666	5,088
Lavaland	2,867	29,231	23,821	8,277
Longfellow	6,427	17,360	20,576	3,211
Los Padillas	12,840	787	7,342	6,285
Los Ranchos	6,696	13,199	12,462	7,433
Lowell	3,636	6,746	2,986	7,396
MacArthur	8,325	12,961	9,173	12,113
Manzano Mesa	13,766	17,926	23,273	8,419
Susie Rayos Marmon	14,639	12,364	19,271	7,732
Matheson Park	3,974	12,266	11,443	4,797
McCollum	9,545	18,768	20,719	7,594
Mission Avenue	5,766	17,603	15,419	7,950
Mitchell	8,902	3,772	12,674	-
Monte Vista	12,739	116,888	111,813	17,814
Montezuma	21,031	17,122	19,543	18,610
A. Montoya	12,079	30,146	25,232	16,993
Mountain View	16,706	60,306	49,694	27,318
Navajo	45,107	11,888	11,743	45,252
North Star	3,396	97,286	75,784	24,898
Georgia O'Keeffe	19,417	40,174	38,630	20,961
Onate	39,783	2,825	4,857	37,751
Osuna	57,168	15,374	11,767	60,775
Painted Sky	24,155	79,203	56,712	46,646
Pajarito	21,835	23,531	27,997	17,369
Petroglyph	9,643	39,753	31,238	18,158
Carlos Rey	10,809	39,464	41,465	8,808
Edmund G. Ross	3,145	19,576	20,725	1,996
San Antonito	15,562	12,762	18,356	9,968
Sandia Base	4,871	4,649	7,349	2,171
Seven Bar	38,402	46,602	52,757	32,247
Sierra Vista	44,329	54,162	50,635	47,856
Sombra del Monte	18,508	25,350	20,628	23,230
Sunset View	9,612	25,381	22,415	12,578
Tierra Antigua	7,835	25,338	27,096	6,077
Tomasita	8,246	5,354	6,464	7,136
Mark Twain	28,720	19,390	15,198	32,912
Valle Vista	15,306	27,560	21,161	21,705
Ventana Ranch	31,797	60,938	71,449	21,286
Lew Wallace	11,247	15,818	11,338	15,727
Wherry	4,674	6,321	5,641	5,354
Whittier	9,339	8,366	11,723	5,982
Zia	13,080	22,407	17,947	17,540

State of New Mexico
Albuquerque Minicipal School District No. 12
Schedule of Changes in Assets and Liabilities
For the Fiscal Year End June 30, 2014

ASSETS - CASH AND CASH EQUIVALENTS

	Balance June 30, 2013	Additions	Deductions	Balance June 30, 2014
Elementary Schools (continued)				
Zuni	13,289	7,907	8,189	13,007
Total Elementary Schools	1,274,460	2,038,606	1,987,429	1,325,637
Departments				
Fine Arts	-	19,833	19,076	28,877
Total Departments	-	19,833	19,076	28,877
TOTAL ASSETS	$ 5,408,733	$ 12,246,766	$ 12,004,764	$ 5,678,855
LIABILITIES - Funds held for the benefit of others. *	$ 5,408,733	$ 12,246,766	$ 12,004,764	$ 5,678,855

*
The FDIC has issued an opinion that, due to the fiduciary nature of these funds, each school is independently insured at each financial institution up to a maximum of $250,000. District policy states that no school can maintain more than $250,000 in any one financial institution.

State of New Mexico
Albuquerque Municipal School District No. 12

Schedule of Collateral Pledged by Depository for Public Funds

Amounts are reported in dollars

CASH IN CHECKING ACCOUNTS AND CERTIFICATES OF DEPOSIT

Bank of America

Total Deposits	$ 29,947,265	
FDIC Insurance	250,000	
Uninsured public funds		29,697,265
50% collateral requirement		14,848,633

Collateral:	Market Value
FMAC,2.37%,matures 8/1/2035,CUSIP 3128NGR31	7,306
FMAC,2.36%,matures 12/1/2035,CUSIP 3128QLQQ7	701
FMAC,4%,matures 2/1/2042,CUSIP 3132GRHL8	985,163
FNMA,7%,matures 6/1/2031,CUSIP 31371J5B6	11
FNMA,7%,matures 1/1/2030,CUSIP 31384VQF2	4
FNMA,6.5%,matures 5/1/2031,CUSIP 31384WLN8	129
FNMA,8%,matures 5/1/2031,CUSIP 31385HP63	1,330
FNMA,6%,matures 3/1/2017,CUSIP 31389V275	7
FNMA,4%,matures 2/1/2042,CUSIP 3138E6VE3	1,155,860
FNMA,5.5%,matures 10/1/2038,CUSIP 3137EGJZ8	2,400,639
FNMA,5.5%,matures 5/1/2040,CUSIP 3138EGRE6	144,570
FNMA,3.5%,matures 11/1/2042,CUSIP 3138MFR41	84,867
FNMA,3.5%,matures 12/1/2042,CUSIP 31328MQTB9	71,299
FNMA,4%,matures 10/1/2043,CUSIP 3138X6P41	414,813
FNMA,4%,matures 2/1/2044,CUSIP 3138XGS95	1,782,525
FNMA,3.32%,matures 2/1/2029,CUSIP 3139AYX28	555,252
FNMA,3.361%,matures 3/1/2029,CUSIP 3139AYXX0	819,904
FNMA,3.353%,matures 8/1/2029,CUSIP 3139AYXY8	132,884
FNMA,3.284%,matures 3/1/2029,CUSIP 31391YXZ5	2,249,279
FNMA,5.5%,matures 6/1/2033,CUSIP 31404LV80	831
FNMA,5.5%,matures 6/1/2033,CUSIP 31405FHQ8	85
FNMA,5.5%,matures 10/1/2033,CUSIP 31405FHW5	895,038
FNMA,6.5%,matures 10/1/2032,CUSIP 31405FHY1	452,025
FNMA,1.964%,matures 7/1/2034,CUSIP 31405MA64	52,140
FNMA,5.5%,matures 3/1/2037,CUSIP 31410GZC0	1,038,851
FNMA,6%,matures 9/1/2037,CUSIP 31416BL71	110
FNMA,5%,matures 5/1/2038,CUSIP 31416VEC4	1,193,452
FNMA,4%,matures 11/1/2040,CUSIP 31416XBU3	2,711,613
FNMA,3.5%,matures 6/1/2042,CUSIP 31417B6D4	1,492,021
FNMA,5.5%,matures 3/1/2037,CUSIP 31418P3U7	78,094
FNMA,4.5%,matures 5/1/2034,CUSIP 31418QZL0	568,169
FNMA,6.0%,matures 9/1/2038,CUSIP 31419AAZ0	529,681
FNMA,5.5%,matures 10/1/2036,CUSIP 31419ADD6	1,830,955
FNMA,5.5%,matures 12/1/2035,CUSIP 31419ADV6	789,461
FNMA,5.5%,matures 4/1/2037,CUSIP 31419AGL5	2,525,630
FNMA,6.0%,matures 9/1/2038,CUSIP 31419ALS4	25,121
FNMA,5.5%,matures 10/1/2039,CUSIP 31419ANK9	1,624,204
FNMA,6.0%,matures 4/1/2039,CUSIP 31419AVF1	234,119
FNMA,6.0%,matures 12/1/2037,CUSIP 31419ZVM6	551,307

State of New Mexico
Albuquerque Municipal School District No. 12

Schedule of Collateral Pledged by Depository for Public Funds

Amounts are reported in dollars

Collateral:	Market Value	
FNMA,5.5%,matures 10/1/2038,CUSIP 31419AXA0	292,264	
FNMA,4%,matures 9/1/2040,CUSIP 31419B5X9	191,698	
FNMA,4%,matures 10/1/2040,CUSIP 31419DVW8	833,807	
FNMA,4%,matures 9/1/2040,CUSIP 31419EBC2	722,342	
FNMA,5%,matures 10/1/2040,CUSIP 31419EJE0	329,789	
FNMA,5%,matures 4/1/2041,CUSIP 31419FAU0	625,877	
FNMA,4%,matures 10/1/2040,CUSIP 31419G6B5	2,577	
FNMA,4%,matures 10/1/2040,CUSIP 31419GA79	42,475	
FNMA,4%,matures 10/1/2040,CUSIP 31419HFF4	19,997	
FNMA,4%,matures 11/1/2040,CUSIP 3419HH47	412,899	
FNMA,4%,matures 10/1/2040,CUSIP 31419HJK9	241,353	
FNMA,4%,matures 10/1/2040,CUSIP 31419HJX1	245,934	
FNMA,4%,matures 10/1/2040,CUSIP 31419HKN1	43,765	
FNMA,4%,matures 10/1/2040,CUSIP 31419HUL4	2,422,553	
FNMA,4%,matures 10/1/2040,CUSIP 31419HUV2	67,054	
FNMA,4%,matures 11/1/2040,CUSIP 31419JMR6	2,653,371	
FNMA,4%,matures 11/1/2040,CUSIP 31419JP28	542,080	
FNMA,4%,matures 11/1/2040,CUSIP 31419K5G6	796,076	
FNMA,4%,matures 11/1/2040,CUSIP 31419KGQ2	72,173	
		37,957,534
Over collateralized		$ 23,108,901
New Mexico Educators Federal Credit Union		
Total Deposits	5,483	
NCUA Insurance	250,000	
Uninsured public funds		-
Wells Fargo		
Total Deposits	368,409,244	
FDIC Insurance	250,000	
Uninsured public funds		368,159,244
50% collateral requirement		184,079,622
Collateral:	Market Value	
FNMA,3%matures 4/1/2043,CUSIP 3138WPGZ1	26,441,938	
FNMA,4.5%matures 4/1/2041,CUSIP 3138EGFS8	89,583,824	
FMAC,3.5%matures 3/1/2042,CUSIP 3132GRZM6	128,177,143	
FNMA,3%matures 7/1/2042,CUSIP 31417CLN3	152,933,342	
		397,136,247
Over collateralized		$ 213,056,625
Activity Funds & APS Departments - Various Banks *		
Total insured deposits		$ 5,839,558

* The FDIC has issued an opinion that, due to the fiduciary nature of these funds, each school is independently insured at each financial institution up to a maximum of $250,000. District policy states that no school can maintain more than $250,000 in any one financial institution.

State of New Mexico
Albuquerque Municipal School District No. 12
Schedule of Cash and Temporary Investment Accounts
June 30, 2014

Amounts are reported in dollars

Depository/Account Name	Type of Account	Cash Per Bank June 30, 2014	Add: Deposits in Transit	Less: Outstanding Checks/Wires	Adjusted Cash Balance June 30, 2014
Wells Fargo Bank					
Consolidated #1	Checking	$ 27,070,571	$ 15,244	$ -	$ 27,085,814
Accounts Payable	Checking	-	-	6,460,467	(6,460,467)
Café Checking	Checking	33,062	332	-	33,394
Federal	Checking	6,516,530	-	-	6,516,530
Savings	Savings	334,527,855	-	-	334,527,855
Flexible Spending	Checking	15,702	-	-	15,702
Athletics	Checking	245,525	15,000	-	260,525
Total Wells Fargo Bank		368,409,244	30,576	6,460,467	361,979,353
Bank of America					
Payroll	Checking	-	-	67,601	(67,601)
Consolidated #3	Checking	29,947,265	39,293	-	29,986,558
Total Bank of America		29,947,265	39,293	67,601	29,918,957
New Mexico Educators FCU					
Summer School	Savings	5,483	-	-	5,483
Total NMEFCU		5,483	-	-	5,483
Add cash on hand	Petty Cash	200	-	-	200
Add cash on hand	Petty Cash-Café	200	-	-	200
Cafeteria	Change Funds	710	-	-	710
Total cash on hand		1,110	-	-	1,110
Subtotal-governmental funds					391,904,902
Various Banks					
Activity Funds & Departments	Checking	3,531,961	6,621	167,324	3,371,258
Activity Funds & Departments	CDs and Savings	2,307,597	-	-	2,307,597
Total Activity Funds & Departments		5,839,558	6,621	167,324	5,678,855
Grand Total		$ 404,202,660	$ 76,490	$ 6,695,393	$ 397,583,757

State of New Mexico
Albuquerque Municipal School District No. 12
Cash Report
June 30,2014

	OPERATIONAL 11000*	PUPIL TRANSPORTATION 13000	INSTRUCTIONAL MATERIALS 14000	FOOD SERVICE 21000	ATHLETICS 22000	FEDERAL FLOWTHROUGH 24000	FEDERAL DIRECT 25000	LOCAL GRANTS 26000	STATE FLOWTHROUGH 27000
June 30, 2013 Cash (Book balance)	$ 60,835,152	$ -	$ 780,381	$ 14,212,515	$ 1,637,923	$ -	$ 4,539,757	$ 704,335	$ -
June 30, 2013 Payroll Liabilities	(50,889,135)	-	-	-	-	-	-	-	-
June 30, 2013 Temporary Interfund Loans	25,689,873	-	-	-	-	(23,103,007)	-	-	(1,484,675)
June 30, 2013 Adjustments	388,787	-	-	8,979	-	-	-	-	-
June 30, 2013 Cash available to Budget	36,024,677	-	780,381	14,221,494	1,637,923	(23,103,007)	4,539,757	704,335	(1,484,675)
2013-2014 Revenue	626,031,646	19,477,992	5,977,131	36,166,131	1,064,381	57,052,495	9,545,415	506,670	8,053,310
2013-2014 Expenditures	(620,557,085)	(19,477,992)	(3,920,640)	(32,843,704)	(1,028,544)	(64,338,905)	(9,994,161)	(731,484)	(10,010,657)
Permanent Cash Transfers									
Audit Adjustments									
June 30, 2014 Cash available to budget	41,499,238	-	2,836,872	17,543,921	1,673,760	(30,389,417)	4,091,011	479,521	(3,442,022)
June 30, 2014 Payroll Liability	65,914,139	-	-	-	-	-	-	-	-
June 30, 2014 Temporary Outstanding Loans	(37,397,547)	-	-	-	-	30,389,417	1,141,187	104,858	3,442,022
June 30, 2014 Adjustments	(346,391)	-	1	(3,133)	-	-	-	-	-
June 30, 2014 Cash (Book balance)	$ 69,669,439	$ -	$ 2,836,873	$ 17,540,788	$ 1,673,760	$ -	$ 5,232,198	$ 584,379	$ -

* These funds are rolled up into fund 11000 on the balance sheet

State of New Mexico
Albuquerque Municipal School District No. 12
Cash Report
June 30,2014

	STATE DIRECT 28000	LOCAL/STATE 29000	BOND BUILDING 31100	SPECIAL CAPITAL OUTLAY LOCAL 31300	SPECIAL CAPITAL OUTLAY STATE 31400	31500	HB33 CAPITAL IMPROVEMENTS 31600	SB9 CAPITAL IMPROVEMENTS 31700	ED. TECH EQUIP. ACT 31900
June 30, 2013 Cash (Book balance)	$ -	$ -	$ 20,996,426	$ 12,429,142	$ -	$ -	$ 76,868,465	$ 56,752,384	$ 7,505,110
June 30, 2013 Payroll Liabilities	-	-	-	-	-	-	-	-	-
June 30, 2013 Temporary Interfund Loans	(67,012)	(422,279)	-	-	(514,936)	-	-	-	-
June 30, 2013 Adjustments	-	-	-	-	-	-	-	-	-
June 30, 2013 Cash available to Budget	(67,012)	(422,279)	20,996,426	12,429,142	(514,936)	-	76,868,465	56,752,384	7,505,110
2013-2014 Revenue	562,944	1,284,451	43,469,242	2,623,990	5,900,799	-	55,733,837	26,586,247	8,635
2013-2014 Expenditures	(797,054)	(1,469,237)	(46,293,274)	(2,575,647)	(6,637,364)	(92,854)	(37,962,252)	(28,870,028)	(6,533,924)
Permanent Cash Transfers									
Audit Adjustments									
June 30, 2014 Cash available to budget	(301,122)	(607,065)	18,172,394	12,477,485	(1,251,501)	(92,854)	94,640,050	54,468,603	979,821
June 30, 2014 Payroll Liability	-	-	-	-	-	-	-	-	-
June 30, 2014 Temporary Outstanding Loans	301,122	607,065	-	-	1,251,501	92,854	-	-	-
June 30, 2014 Adjustments	-	-	(1)	(5,000)	-	-	-	-	-
June 30, 2014 Cash (Book balance)	$ -	$ -	$ 18,172,393	$ 12,472,485	$ -	$ -	$ 94,640,050	$ 54,468,603	$ 979,821

* These funds are rolled up into fund 11000 on the balance

State of New Mexico
Albuquerque Municipal School District No. 12
Cash Report
June 30,2014

	SCHOOL CAPITAL 32100	DEBT SERVICE 41000	ED. TECH DEBT SERVICE 43000	KANW RADIO STATION 60010*	GRAPHICS 60050*	BUS SVC FUND 60100*	INSURANCE RESERVE 71010	ALL FUNDS
June 30, 2013 Cash (Book balance)	$ -	$ 54,881,365	$ 12,743,175	$ 541,164	$ -	$ 133,424	$ 44,647,849	$ 370,208,567
June 30, 2013 Payroll Liabilities	-	-	-	-	-	-	-	(50,889,135)
June 30, 2013 Temporary Interfund Loans	-	-	-	-	(97,964)	-	-	-
June 30, 2013 Adjustments	-	-	-	-	-	-	-	397,766
June 30, 2013 Cash available to Budget	-	54,881,365	12,743,175	541,164	(97,964)	133,424	44,647,849	319,717,198
2013-2014 Revenue	-	61,587,508	6,502,743	426,136	290,481	-	95,611,928	1,064,464,112
2013-2014 Expenditures	-	(55,340,506)	(12,664,811)	(373,911)	(260,038)	(19,053)	(95,042,898)	(1,057,836,023)
Permanent Cash Transfers								
Audit Adjustments								
June 30, 2014 Cash available to budget	-	61,128,367	6,581,107	593,389	(67,521)	114,371	45,216,879	326,345,287
June 30, 2014 Payroll Liability	-	-	-	-	-	-	-	65,914,139
June 30, 2014 Temporary Outstanding Loans	-	-	-	-	67,521	-	-	-
June 30, 2014 Adjustments	-	-	-	-	-	-	-	(354,524)
June 30, 2014 Cash (Book balance)	$ -	$ 61,128,367	$ 6,581,107	$ 593,389	$ -	$ 114,371	$ 45,216,879	$ 391,904,902

* These funds are rolled up into fund 11000 on the balance

COMPONENT UNITS

STATE OF NEW MEXICO
ALBUQUERQUE MUNICIPAL SCHOOLS DISTRICT NO. 12
COMPONENT UNITS
COMBINING STATEMENTS OF NET POSITION
JUNE 30, 2014

	21st Century Public Academy	Alb. Talent Development Secondary Charter	Alice King Community School	Christine Duncan Heritage Academy	Corrales International Charter School
ASSETS					
Cash and cash equivalents	$ 429,069	$ 100,378	$ 259,235	$ 412,293	$ 280,876
Receivables, net of allowance for uncollectibles:					
Due from other governments	49,516	37,549	81,486	58,952	19,688
Other	-	-	-	8,332	-
Prepaid expenses	14,182	-	-	14,000	18,107
Total current assets	492,767	137,927	340,721	493,577	318,671
Capital assets, net of accumulated depreciation:					
Land	-	-	-	-	-
Building and building improvements	278,706	65,000	51,539	54,400	-
Vehicles	-	-	-	-	-
Furniture, fixtures and equipment	74,639	21,674	36,741	22,687	10,911
Less: accumulated depreciation	(209,790)	(49,910)	(23,350)	(44,920)	(10,911)
Beneficial interest in remainder trust	-	-	-	-	-
Total non-current assets	143,555	36,764	64,930	32,167	-
TOTAL ASSETS	$ 636,322	$ 174,691	$ 405,651	$ 525,744	$ 318,671
LIABILITIES, DEFERRED INFLOWS OF RESOURCES AND NET POSITION					
Accounts payable	$ -	$ -	$ -	$ 674	$ 41,003
Accrued liabilities	153,324	71,257	183,455	32,490	143,816
Due to other governments	-	-	-	-	-
Current portion of compensated absences	-	-	-	-	-
Current portion of long-term debt	-	-	-	-	-
Total current liabilities	153,324	71,257	183,455	33,164	184,819
Non-current liabilities:					
Long-term debt:					
Due in more than one year	-	-	-	-	-
Total non-current liabilities	-	-	-	-	-
Total liabilities	153,324	71,257	183,455	33,164	184,819
Deferred inflows of resources:	406,433	28,207	12,255	30,619	61,238
Net investment in capital assets	143,555	36,764	64,930	32,167	-
Restricted for other	40,054	15,119	11,565	28,172	27,207
Unrestricted	(107,044)	23,344	133,446	401,622	45,407
Total net position (deficit)	76,565	75,227	209,941	461,961	72,614
TOTAL LIABILITIES AND NET POSITION	$ 636,322	$ 174,691	$ 405,651	$ 525,744	$ 318,671

STATE OF NEW MEXICO
ALBUQUERQUE MUNICIPAL SCHOOLS DISTRICT NO. 12
COMPONENT UNITS
COMBINING STATEMENTS OF NET POSITION
JUNE 30, 2014

	Digital Arts & Technology Academy	El Camino Real Academy	Gordon Bernell Charter School	La Academia de Esperanza	Los Puentes Charter School
ASSETS					
Cash and cash equivalents	$ 973,112	$ 356,070	$ 614,661	$ 1,195,932	$ 794,099
Receivables, net of allowance for uncollectibles:					
Due from other governments	1,084	31,129	58,931	-	108,466
Other	-	-	-	-	-
Prepaid expenses	17,080	-	-	53,818	-
Total current assets	991,276	387,199	673,592	1,249,750	902,565
Capital assets, net of accumulated depreciation:					
Land	-	1,500,000	-	-	-
Building and building improvements	54,315	10,280,855	15,019	168,708	232,849
Vehicles	-	-	-	10,000	-
Furniture, fixtures and equipment	397,930	69,063	147,095	206,648	189,262
Less: accumulated depreciation	(401,050)	(988,816)	(92,262)	(216,761)	(204,644)
Beneficial interest in remainder trust	-	-	-	-	-
Total non-current assets	51,195	10,861,102	69,852	168,595	217,467
TOTAL ASSETS	$ 1,042,471	$ 11,248,301	$ 743,444	$ 1,418,345	$ 1,120,032
LIABILITIES, DEFERRED INFLOWS OF RESOURCES AND NET POSITION					
Accounts payable	$ -	$ 52,912	$ -	$ -	$ -
Accrued liabilities	115,912	261,026	242,959	251,503	79,330
Due to other governments	191,521	-	-	-	41
Current portion of compensated absences	12,805	-	97,407	-	-
Current portion of long-term debt	-	204,605	-	-	-
Total current liabilities	320,238	518,543	340,366	251,503	79,371
Non-current liabilities:					
Long-term debt:					
Due in more than one year	-	10,854,433	-	-	-
Total non-current liabilities	-	10,854,433	-	-	-
Total liabilities	320,238	11,372,976	340,366	251,503	79,371
Deferred inflows of resources:	80,258	-	177,336	786,979	465,896
Net investment in capital assets	51,195	(197,936)	69,852	168,595	217,467
Restricted for other	73,390	27,615	99,355	-	18,562
Unrestricted	517,390	45,646	56,535	211,268	338,736
Total net position (deficit)	641,975	(124,675)	225,742	379,863	574,765
TOTAL LIABILITIES AND NET POSITION	$ 1,042,471	$ 11,248,301	$ 743,444	$ 1,418,345	$ 1,120,032

STATE OF NEW MEXICO
ALBUQUERQUE MUNICIPAL SCHOOLS DISTRICT NO. 12
COMPONENT UNITS
COMBINING STATEMENTS OF NET POSITION
JUNE 30, 2014

	Montessori of the Rio Grande	Mountain Mahogany Community School	Native American Community Academy	Nuestros Valores Charter School	Public Academy for Performing Arts
ASSETS					
Cash and cash equivalents	$ 281,352	$ 494,607	$ 256,397	$ 81,999	$ 504,564
Receivables, net of allowance for uncollectibles:					
Due from other governments	-	13,130	604,351	52,869	127,238
Other	-	-	287,017	-	-
Prepaid expenses	-	-	-	-	-
Total current assets	281,352	507,737	1,147,765	134,868	631,802
Capital assets, net of accumulated depreciation:					
Land	-	945,000	-	-	-
Building and building improvements	-	1,253,685	705,596	326,352	55,366
Vehicles	-	-	-	-	-
Furniture, fixtures and equipment	197,708	49,745	13,900	12,285	122,597
Less: accumulated depreciation	(118,707)	(77,612)	(155,019)	(65,380)	(170,946)
Beneficial interest in remainder trust	-	-	-	-	-
Total non-current assets	79,001	2,170,818	564,477	273,257	7,017
TOTAL ASSETS	$ 360,353	$ 2,678,555	$ 1,712,242	$ 408,125	$ 638,819
LIABILITIES, DEFERRED INFLOWS OF RESOURCES AND NET POSITION					
Accounts payable	$ -	$ -	$ 827,195	$ -	$ -
Accrued liabilities	-	123,018	87,511	39,882	248,088
Due to other governments	580	-	-	-	89,842
Current portion of compensated absences	-	-	-	7,749	7,880
Current portion of long-term debt	-	63,203	-	-	-
Total current liabilities	580	186,221	914,706	47,631	345,810
Non-current liabilities:					
Long-term debt:					
Due in more than one year	-	1,838,035	-	-	-
Total non-current liabilities	-	1,838,035	-	-	-
Total liabilities	580	2,024,256	914,706	47,631	345,810
Deferred inflows of resources:	54,144	192,948	141,089	1,285	7,251
Net investment in capital assets	79,001	269,580	564,477	273,257	7,017
Restricted for other	5,614	13,072	16,176	37,366	37,078
Unrestricted	221,014	178,699	75,794	48,586	241,663
Total net position (deficit)	305,629	461,351	656,447	359,209	285,758
TOTAL LIABILITIES AND NET POSITION	$ 360,353	$ 2,678,555	$ 1,712,242	$ 408,125	$ 638,819

STATE OF NEW MEXICO
ALBUQUERQUE MUNICIPAL SCHOOLS DISTRICT NO. 12
COMPONENT UNITS
COMBINING STATEMENTS OF NET POSITION
JUNE 30, 2014

	Robert F. Kennedy Charter School	School for Integrated Academics & Technology	South Valley Academy	The Bataan Military Academy	Subtotal
ASSETS					
Cash and cash equivalents	$ 116,328	$ 860,123	$ 816,396	$ 63,626	$ 8,891,117
Receivables, net of allowance for uncollectibles:					
Due from other governments	150,991	9,501	199,698	21,230	1,625,809
Other	-	-	-	-	295,349
Prepaid expenses	-	41,800	-	-	158,987
Total current assets	267,319	911,424	1,016,094	84,856	10,971,262
Capital assets, net of accumulated depreciation:					
Land	-	-	-	-	2,445,000
Building and building improvements	-	-	126,567	-	13,668,957
Vehicles	-	-	-	-	10,000
Furniture, fixtures and equipment	184,240	335,213	378,551	89,327	2,560,216
Less: accumulated depreciation	(179,062)	(319,821)	(352,683)	(89,327)	(3,770,971)
Beneficial interest in remainder trust	-	-	-	-	-
Total non-current assets	5,178	15,392	152,435	-	14,913,202
TOTAL ASSETS	$ 272,497	$ 926,816	$ 1,168,529	$ 84,856	$ 25,884,464
LIABILITIES, DEFERRED INFLOWS OF RESOURCES AND NET POSITION					
Accounts payable	$ 39,788	$ 11,909	$ -	$ 49,534	$ 1,023,015
Accrued liabilities	243,429	4,356	250,251	-	2,531,607
Due to other governments	13,052	-	45,243	-	340,279
Current portion of compensated absences	25,076	-	7,408	-	158,325
Current portion of long-term debt	-	-	-	-	267,808
Total current liabilities	321,345	16,265	302,902	49,534	4,321,034
Non-current liabilities:					
Long-term debt:					
Due in more than one year	-	-	23,078	-	12,715,546
Total non-current liabilities	-	-	23,078	-	12,715,546
Total liabilities	321,345	16,265	325,980	49,534	17,036,580
Deferred inflows of resources:	-	701,312	95,591	26,991	3,269,832
Net investment in capital assets	5,178	15,392	152,435	-	1,952,926
Restricted for other	8,797	23,166	71,114	870	554,292
Unrestricted	(62,823)	170,681	523,409	7,461	3,070,834
Total net position (deficit)	(48,848)	209,239	746,958	8,331	5,578,052
TOTAL LIABILITIES AND NET POSITION	$ 272,497	$ 926,816	$ 1,168,529	$ 84,856	$ 25,884,464

STATE OF NEW MEXICO
ALBUQUERQUE MUNICIPAL SCHOOLS DISTRICT NO. 12
COMPONENT UNITS
COMBINING STATEMENTS OF NET POSITION
JUNE 30, 2014

	Los Puentes Charter School Foundation	Friends of the Montessori Foundation	Total
ASSETS			
Cash and cash equivalents	$ 40,255	$ 11,091	$ 8,942,463
Receivables, net of allowance for uncollectibles:			
Due from other governments	-	-	1,625,809
Other	-	2,000	297,349
Prepaid expenses	-	-	158,987
Total current assets	40,255	13,091	11,024,608
Capital assets, net of accumulated depreciation:			
Land	-	-	2,445,000
Building and building improvements	-	-	13,668,957
Vehicles	-	-	10,000
Furniture, fixtures and equipment	-	-	2,560,216
Less: accumulated depreciation	-	-	(3,770,971)
Beneficial interest in remainder trust	-	-	-
Total non-current assets	-	-	14,913,202
TOTAL ASSETS	$ 40,255	$ 13,091	$ 25,937,810
LIABILITIES, DEFERRED INFLOWS OF RESOURCES AND NET POSITION			
Accounts payable	$ -	$ -	$ 1,023,015
Accrued liabilities	-	-	2,531,607
Due to other governments	-	-	340,279
Current portion of compensated absences	-	-	158,325
Current portion of long-term debt	-	-	267,808
Total current liabilities	-	-	4,321,034
Non-current liabilities:			
Long-term debt:			
Due in more than one year	-	-	12,715,546
Total non-current liabilities	-	-	12,715,546
Total liabilities	-	-	17,036,580
Deferred inflows of resources:	-	-	3,269,832
Net investment in capital assets	-	-	1,952,926
Restricted for other	-	-	554,292
Unrestricted	40,255	13,091	3,124,180
Total net position (deficit)	40,255	13,091	5,631,398
TOTAL LIABILITIES AND NET POSITION	$ 40,255	$ 13,091	$ 25,937,810

STATE OF NEW MEXICO
ALBUQUERQUE MUNICIPAL SCHOOLS DISTRICT NO. 12
COMPONENT UNITS
COMBINING STATEMENTS OF ACTIVITIES
FOR THE YEAR ENDED JUNE 30, 2014

		Program Revenues			
	Expenses	Charges for Services	Operating Grants and Contributions	Capital Grants and Contributions	Net Revenues (Expenses) and Changes to Net Position
CHARTER SCHOOLS					
21st Century Public Academy	$ 1,544,799	$ 2,158	$ 285,362	$ 6,889	$ (1,250,390)
Academia de Lengua & Cultura	-	-	-	-	-
Albuquerque Talent Development Secondary Charter	1,862,284	33,042	279,822	7,987	(1,541,433)
Alice King Community School	2,523,916	93,300	489,226	-	(1,941,390)
Christine Duncan Heritage Academy	1,813,934	24,965	440,457	2,634	(1,345,878)
Corrales International Charter School	2,577,973	2,174	322,298	-	(2,253,501)
Digital Arts & Technology Academy	3,347,814	50,499	312,496	3,028	(2,981,791)
El Camino Real Academy	4,174,857	6,337	881,150	8,315	(3,279,055)
Gordon Bernell Charter School	4,000,933	3,250	277,507	37,291	(3,682,885)
La Academia de Esperanza	4,625,764	35,004	829,237	100,000	(3,661,523)
Los Puentes Charter School	2,506,693	11,814	516,030	-	(1,978,849)
Montessori of the Rio Grande	2,327,297	-	565,466	4,571	(1,757,260)
Mountain Mahogany Community School	1,640,055	187,973	232,534	8,603	(1,210,945)
Native American Communty Academy	4,569,815	11,883	1,659,194	508,068	(2,390,670)
Nuestros Valores Charter School	1,597,388	3,528	267,514	55,920	(1,270,426)
Public Academy for Performing Arts	3,597,824	29,823	457,678	-	(3,110,323)
Robert F. Kennedy Charter School	3,234,743	408	486,831	21,300	(2,726,204)
School for Integrated Academics & Technology	2,745,227	-	232,721	6,636	(2,505,870)
South Valley Academy	3,983,852	5,079	768,278	-	(3,210,495)
The Bataan Military Academy	1,586,318	4,763	127,192	-	(1,454,363)
Total governmental activities	54,261,486	506,000	9,430,993	771,242	(43,553,251)
SCHOOL FOUNDATIONS					
Los Puentes Charter School Foundation	359,873	-	-	-	(359,873)
Friends of the Montessori Foundation	90,860	-	94,177	-	3,317
Total foundation activities	450,733	-	94,177	-	(356,556)
TOTAL - COMBINED	$ 54,712,219	$ 506,000	$ 9,525,170	$ 771,242	$ (43,909,807)

STATE OF NEW MEXICO
ALBUQUERQUE MUNICIPAL SCHOOLS DISTRICT NO. 12
COMPONENT UNITS
COMBINING STATEMENTS OF ACTIVITIES
FOR THE YEAR ENDED JUNE 30, 2014

	General Revenues				
	State Equalization Guarantee	Property Taxes	Interest and Investment Earnings	Miscellaneous	Transfers
CHARTER SCHOOLS					
21st Century Public Academy	$ 1,574,154	$ 31,251	$ -	$ 272	$ -
Academia de Lengua & Cultura	-	-	-	-	(6,540)
Albuquerque Talent Development Secondary Charter	1,385,938	7,912	-	-	-
Alice King Community School	1,851,826	79,602	-	-	-
Christine Duncan Heritage Academy	1,509,600	-	-	-	-
Corrales International Charter School	2,085,722	-	-	-	-
Digital Arts & Technology Academy	2,306,154	689,495	-	-	-
El Camino Real Academy	2,731,592	373,959	4	-	-
Gordon Bernell Charter School	3,445,453	19,064	-	-	-
La Academia de Esperanza	3,275,057	-	-	-	-
Los Puentes Charter School	2,032,141	-	-	-	-
Montessori of the Rio Grande	1,321,455	117,343	-	-	-
Mountain Mahogany Community School	1,181,643	224,346	-	-	-
Native American Communty Academy	2,437,103	538,355	-	18,200	-
Nuestros Valores Charter School	1,229,612	197,533	-	2,431	-
Public Academy for Performing Arts	2,524,890	590,089	-	2,110	-
Robert F. Kennedy Charter School	2,419,501	170,141	-	6,846	-
School for Integrated Academics & Technology	2,399,025	36,683	-	-	-
South Valley Academy	3,108,618	205,528	-	-	-
The Bataan Military Academy	1,251,895	9,195	-	-	-
Total governmental activities	40,071,379	3,290,496	4	29,859	(6,540)
SCHOOL FOUNDATIONS					
Los Puentes Charter School Foundation	-	-	-	334,584	-
Friends of the Montessori Foundation	-	-	-	-	-
Total foundation activities	-	-	-	334,584	-
TOTAL - COMBINED	$ 40,071,379	$ 3,290,496	$ 4	$ 364,443	$ (6,540)

STATE OF NEW MEXICO
ALBUQUERQUE MUNICIPAL SCHOOLS DISTRICT NO. 12
COMPONENT UNITS
COMBINING STATEMENTS OF ACTIVITIES
FOR THE YEAR ENDED JUNE 30, 2014

	Total General Revenue	Change in Net Position	Beginning Balance 6/30/2013 (deficit)	Ending Balance 6/30/2014 (deficit)
CHARTER SCHOOLS				
21st Century Public Academy	$ 1,605,677	$ 355,287	$ (278,722)	$ 76,565
Academia de Lengua & Cultura	(6,540)	(6,540)	6,540	-
Albuquerque Talent Development Secondary Charter	1,393,850	(147,583)	222,810	75,227
Alice King Community School	1,931,428	(9,962)	219,903	209,941
Christine Duncan Heritage Academy	1,509,600	163,722	298,239	461,961
Corrales International Charter School	2,085,722	(167,779)	240,393	72,614
Digital Arts & Technology Academy	2,995,649	13,858	628,117	641,975
El Camino Real Academy	3,105,555	(173,500)	48,825	(124,675)
Gordon Bernell Charter School	3,464,517	(218,368)	444,110	225,742
La Academia de Esperanza	3,275,057	(386,466)	766,329	379,863
Los Puentes Charter School	2,032,141	53,292	521,473	574,765
Montessori of the Rio Grande	1,438,798	(318,462)	624,091	305,629
Mountain Mahogany Community School	1,405,989	195,044	266,307	461,351
Native American Community Academy	2,993,658	602,988	53,459	656,447
Nuestros Valores Charter School	1,429,576	159,150	200,059	359,209
Public Academy for Performing Arts	3,117,089	6,766	278,992	285,758
Robert F. Kennedy Charter School	2,596,488	(129,716)	80,868	(48,848)
School for Integrated Academics & Technology	2,435,708	(70,162)	279,401	209,239
South Valley Academy	3,314,146	103,651	643,307	746,958
The Bataan Military Academy	1,261,090	(193,273)	201,604	8,331
Total governmental activities	43,385,198	(168,053)	5,746,105	5,578,052
SCHOOL FOUNDATIONS				
Los Puentes Charter School Foundation	334,584	(25,289)	65,544	40,255
Friends of the Montessori Foundation	-	3,317	9,774	13,091
Total foundation activities	334,584	(21,972)	75,318	53,346
TOTAL - COMBINED	$ 43,719,782	$ (190,025)	$ 5,821,423	$ 5,631,398

COMPONENT UNITS A – S

SEE SEPARATE BINDER

State of New Mexico
Albuquerque Municipal School District No. 12

Comprehensive Annual Financial Report
Fiscal Year Ended June 30, 2014

Volume II

STATE OF NEW MEXICO
ALBUQUERQUE MUNICIPAL SCHOOL DISTRICT NO. 12
21st CENTURY CHARTER SCHOOL
STATEMENT OF NET POSITION
June 30, 2014

	Governmental Activities
ASSETS	
Cash and cash equivalents	$ 429,069
Receivables, net of allowance for uncollectibles:	
Due from other governments	49,516
Other	-
Prepaids	14,182
Total current assets	492,767
NON-CURRENT ASSETS	
Capital assets:	
Building improvements	278,706
Furniture, fixtures and equipment	74,639
Less: accumulated depreciation	(209,790)
Total non-current assets	143,555
TOTAL ASSETS	$ 636,322
LIABILITIES, DEFERRED INFLOWS OF RESOURCES AND NET POSITION	
Accounts payable	$ -
Accrued liabilities	153,324
Due to other governments	-
Total liabilities	153,324
Deferred inflows of resources	406,433
Net investment in capital assets	143,555
Restricted	40,054
Unrestricted (deficit)	(107,044)
Total net position (deficit)	76,565
TOTAL LIABILITIES, DEFERRED INFLOWS OF RESOURCES AND NET POSITION	$ 636,322

The accompanying notes are an integral part of the financial statements.

STATE OF NEW MEXICO
ALBUQUERQUE MUNICIPAL SCHOOL DISTRICT NO. 12
21st CENTURY CHARTER SCHOOL
STATEMENT OF ACTIVITIES
Year Ended June 30, 2014

		Program Revenues			
FUNCTIONS/PROGRAMS	**Expenses**	**Charges for Services**	**Operating Grants and Contributions**	**Capital Grants and Contributions**	**Net Revenues (Expenses) and Changes in Net Position**
Governmental activities:					
Instruction	$ 950,715	$ -	$ 15,941	$ -	$ (934,774)
Support services:					
Students	172,677	-	75,720	-	(96,957)
Instruction	22,751	-	14,025	-	(8,726)
General Administration	(166,651)	-	-	-	166,651
School Administration	115,228	-	-	-	(115,228)
Central Services	125,612	-	-	-	(125,612)
Operation & Maintenance of Plant	68,299	-	-	-	(68,299)
Student Transportation	-	-	-	-	-
Operating of Non-instructional Services:					
Food Services Operations	13,666	2,158	9,492	-	(2,016)
Community Services Operations	-	-	-	-	-
Facilities, Materials, Supplies and Other Services	242,502	-	170,184	6,889	(65,429)
TOTAL GOVERNMENTAL ACTIVITIES	$ 1,544,799	$ 2,158	$ 285,362	$ 6,889	(1,250,390)

GENERAL REVENUES	
State Equalization Guarantee	1,574,154
Property Taxes	31,251
Miscellaneous	272
Total general revenues	1,605,677
Change in net position	355,287
Net position, beginning of year	(278,722)
Net position, end of year	$ 76,565

The accompanying notes are an integral part of the financial statements.

Exhibit B-1

STATE OF NEW MEXICO
ALBUQUERQUE MUNICIPAL SCHOOL DISTRICT NO. 12
21st CENTURY CHARTER SCHOOL
BALANCE SHEET - GOVERNMENTAL FUNDS
JUNE 30, 2014

	11000 General	14000 Instructional Materials	21000 Food Services	24106 IDEA-B Entitlement	24154 Teacher/Principal Training
ASSETS					
Cash and cash equivalents	$ -	$ 32,606	$ 115	$ -	$ 54
Accounts receivable:					
Due from other governments	-	-	-	-	-
Other	-	-	-	-	-
Due from other funds	32,044	-	-	-	-
Prepaids	14,182	-	-	-	-
TOTAL ASSETS	$ 46,226	$ 32,606	$ 115	$ -	$ 54
LIABILITIES, DEFERRED INFLOWS OF RESOURCES AND FUND BALANCE					
Current liabilities:					
Accounts payable	$ -	$ -	$ -	$ -	$ -
Accrued expenses	153,270	-	-	-	54
Due to other funds	-	-	-	-	-
Due to other governments	-	-	-	-	-
Total current liabilities	153,270	-	-	-	54
Deferred inflows of resources	-	-	-	-	-
Fund balances:					
Nonspendable	14,182	-	-	-	-
Restricted	-	32,606	115	-	-
Committed	-	-	-	-	-
Assigned	-	-	-	-	-
Unassigned (deficit)	(121,226)	-	-	-	-
Total fund balance (deficit)	(107,044)	32,606	115	-	-
TOTAL LIABILITIES, DEFERRED INFLOWS OF RESOURCES AND FUND BALANCE	$ 46,226	$ 32,606	$ 115	$ -	$ 54

Exhibit B-1

STATE OF NEW MEXICO
ALBUQUERQUE MUNICIPAL SCHOOL DISTRICT NO. 12
21st CENTURY CHARTER SCHOOL
BALANCE SHEET - GOVERNMENTAL FUNDS
JUNE 30, 2014

	25153 Title XIX Medicaid	26163 Golden Apple Foundation	26211 Target School Grant	27183 NM Grown Fresh Fruits & Vegetables	27185 Next Generation Assessments
ASSETS					
Cash and cash equivalents	$ 7,259	$ 74	$ -	$ -	$ -
Accounts receivable:					
Due from other governments	-	-	-	-	-
Other	-	-	-	-	-
Due from other funds	-	-	-	-	-
Prepaids	-	-	-	-	-
TOTAL ASSETS	$ 7,259	$ 74	$ -	$ -	$ -
LIABILITIES, DEFERRED INFLOWS OF RESOURCES AND FUND BALANCE					
Current liabilities:					
Accounts payable	$ -	$ -	$ -	$ -	$ -
Accrued expenses	-	-	-	-	-
Due to other funds	-	-	-	-	-
Due to other governments	-	-	-	-	-
Total current liabilities	-	-	-	-	-
Deferred inflows of resources	-	-	-	-	-
Fund balances:					
Nonspendable	-	-	-	-	-
Restricted	7,259	74	-	-	-
Committed	-	-	-	-	-
Assigned	-	-	-	-	-
Unassigned (deficit)	-	-	-	-	-
Total fund balance (deficit)	7,259	74	-	-	-
TOTAL LIABILITIES, DEFERRED INFLOWS OF RESOURCES AND FUND BALANCE	$ 7,259	$ 74	$ -	$ -	$ -

Exhibit B-1

STATE OF NEW MEXICO
ALBUQUERQUE MUNICIPAL SCHOOL DISTRICT NO. 12
21st CENTURY CHARTER SCHOOL
BALANCE SHEET - GOVERNMENTAL FUNDS
JUNE 30, 2014

	31200 Public School Capital Outlay	31600 HB33 Capital Improvements	31700 SB9 Capital Improvements	Total Primary Government
ASSETS				
Cash and cash equivalents	$ -	$ 359,189	$ 29,772	$ 429,069
Accounts receivable:				
Due from other governments	42,627	-	6,889	49,516
Other	-	-	-	-
Due from other funds	-	10,583	-	42,627
Prepaids	-	-	-	14,182
TOTAL ASSETS	$ 42,627	$ 369,772	$ 36,661	$ 535,394
LIABILITIES, DEFERRED INFLOWS OF RESOURCES AND FUND BALANCE				
Current liabilities:				
Accounts payable	$ -	$ -	$ -	$ -
Accrued expenses	-	-	-	153,324
Due to other funds	42,627	-	-	42,627
Due to other governments	-	-	-	-
Total current liabilities	42,627	-	-	195,951
Deferred inflows of resources	-	369,772	36,661	406,433
Fund balances:				
Nonspendable	-	-	-	14,182
Restricted	-	-	-	40,054
Committed	-	-	-	-
Assigned	-	-	-	-
Unassigned (deficit)	-	-	-	(121,226)
Total fund balance (deficit)	-	-	-	(66,990)
TOTAL LIABILITIES, DEFERRED INFLOWS OF RESOURCES AND FUND BALANCE	$ 42,627	$ 369,772	$ 36,661	$ 535,394

The accompanying notes are an integral part of the financial statements.

STATE OF NEW MEXICO
ALBUQUERQUE MUNICIPAL SCHOOL DISTRICT NO. 12
21st CENTURY CHARTER SCHOOL
RECONCILIATION OF THE BALANCE SHEET - GOVERNMENTAL FUNDS
TO THE STATEMENT OF NET POSITION
June 30, 2014

Total Fund Balance - Governmental Funds (Governmental Fund Balance Sheet)	$ (66,990)
Amounts reported for governmental activities in the Statement of Net Position are different because:	
Capital assets used in governmental activities are not financial resources and, therefore, are not reported in the funds.	
The cost of capital assets is	353,345
Accumulated depreciation is	(209,790)
Total capital assets	143,555
Long-term and certain other liabilities are not due and payable in the current period and, therefore, are not reported as liabilities in the funds.	
Long-term and other liabilities at year end consist of:	
Contingency liability	-
Compensated absences payable	-
Total long-term and other liabilities	-
Net position of governmental activities (Statement of Net Position)	$ 76,565

The accompanying notes are an integral part of the financial statements.

Exhibit B-3

STATE OF NEW MEXICO
ALBUQUERQUE MUNICIPAL SCHOOL DISTRICT NO. 12
21st CENTURY CHARTER SCHOOL
STATEMENT OF REVENUES, EXPENDITURES AND CHANGES IN
FUND BALANCES - GOVERNMENTAL FUNDS
YEAR ENDED JUNE 30, 2014

	11000 General	14000 Instructional Materials	21000 Food Services	24106 IDEA-B Entitlement	24154 Teacher/Principal Training
REVENUES					
Property taxes	$ -	$ -	$ -	$ -	$ -
Local and county sources	272	-	2,158	-	-
State sources	1,574,154	15,241	-	-	-
Federal sources	-	-	8,901	53,193	15,268
Interest	-	-	-	-	-
Total revenues	1,574,426	15,241	11,059	53,193	15,268
EXPENDITURES					
Current:					
Instruction	931,779	7,711	-	-	10,525
Support services:					
Students	119,484	-	-	53,193	-
Instruction	8,726	-	-	-	-
General administration	7,751	-	-	-	-
School administration	110,485	-	-	-	4,743
Central services	125,612	-	-	-	-
Operation & maintenance of plant	68,299	-	-	-	-
Student transportation	-	-	-	-	-
Other support services	-	-	-	-	-
Operation of non-instructional services:					
Community services operations	-	-	-	-	-
Food services operations	-	-	13,075	-	-
Capital outlay	-	-	-	-	-
Total expenditures	1,372,136	7,711	13,075	53,193	15,268
Excess (deficiency) of revenues over (under) expenditures	202,290	7,530	(2,016)	-	-
Other financing sources (uses):					
Other financing uses	-	-	-	-	-
Total other financing sources (uses)	-	-	-	-	-
NET CHANGES IN FUND BALANCES	202,290	7,530	(2,016)	-	-
FUND BALANCES, BEGINNING OF YEAR	(309,334)	25,076	2,131	-	-
FUND BALANCES, END OF YEAR	$ (107,044)	$ 32,606	$ 115	$ -	$ -

Exhibit B-3

STATE OF NEW MEXICO
ALBUQUERQUE MUNICIPAL SCHOOL DISTRICT NO. 12
21st CENTURY CHARTER SCHOOL
STATEMENT OF REVENUES, EXPENDITURES AND CHANGES IN
FUND BALANCES - GOVERNMENTAL FUNDS
YEAR ENDED JUNE 30, 2014

	25153 Title XIX Medicaid	26163 Golden Apple Foundation	26211 Target School Grant	27183 NM Grown Fresh Fruits & Vegetables
REVENUES				
Property taxes	$ -	$ -	$ -	$ -
Local and county sources	-	-	700	-
State sources	-	-	-	591
Federal sources	7,259	-	-	-
Interest	-	-	-	-
Total revenues	7,259	-	700	591
EXPENDITURES				
Current:				
Instruction	-	-	700	-
Support services:				
Students	-	-	-	-
Instruction	-	-	-	-
General administration	-	-	-	-
School administration	-	-	-	-
Central services	-	-	-	-
Operation & maintenance of plant	-	-	-	-
Student transportation	-	-	-	-
Other support services	-	-	-	-
Operation of non-instructional services:				
Community services operations	-	-	-	-
Food services operations	-	-	-	591
Capital outlay	-	-	-	-
Total expenditures	-	-	700	591
Excess (deficiency) of revenues over (under) expenditures	7,259	-	-	-
Other financing sources (uses):				
Other financing uses	-	-	-	-
Total other financing sources (uses)	-	-	-	-
NET CHANGES IN FUND BALANCES	7,259	-	-	-
FUND BALANCES, BEGINNING OF YEAR	-	74	-	-
FUND BALANCES, END OF YEAR	$ 7,259	$ 74	$ -	$ -

Exhibit B-3

STATE OF NEW MEXICO
ALBUQUERQUE MUNICIPAL SCHOOL DISTRICT NO. 12
21st CENTURY CHARTER SCHOOL
STATEMENT OF REVENUES, EXPENDITURES AND CHANGES IN
FUND BALANCES - GOVERNMENTAL FUNDS
YEAR ENDED JUNE 30, 2014

	27185 Next Generation Assessments	31200 Public School Capital Outlay	31600 HB33 Capital Improvements	31700 SB9 Capital Improvements	Total Primary Government
REVENUES					
Property taxes	$ -	$ -	$ 2,678	$ 28,573	$ 31,251
Local and county sources	-	-	-	-	3,130
State sources	14,025	170,184	-	6,889	1,781,084
Federal sources	-	-	-	-	84,621
Interest	-	-	-	-	-
Total revenues	14,025	170,184	2,678	35,462	1,900,086
EXPENDITURES					
Current:					
Instruction	-	-	-	-	950,715
Support services:					
Students	-	-	-	-	172,677
Instruction	14,025	-	-	-	22,751
General administration	-	-	1,193	821	9,765
School administration	-	-	-	-	115,228
Central services	-	-	-	-	125,612
Operation & maintenance of plant	-	-	-	-	68,299
Student transportation	-	-	-	-	-
Other support services	-	-	-	-	-
Operation of non-instructional services:					
Community services operations	-	-	-	-	-
Food services operations	-	-	-	-	13,666
Capital outlay	-	170,184	1,485	34,641	206,310
Total expenditures	14,025	170,184	2,678	35,462	1,685,023
Excess (deficiency) of revenues over (under) expenditures	-	-	-	-	215,063
Other financing sources (uses):					
Other financing uses	-	-	-	-	-
Total other financing sources (uses)	-	-	-	-	-
NET CHANGES IN FUND BALANCES	-	-	-	-	215,063
FUND BALANCES, BEGINNING OF YEAR	-	-	-	-	(282,053)
FUND BALANCES, END OF YEAR	$ -	$ -	$ -	$ -	$ (66,990)

The accompanying notes are an integral part of the financial statements.

STATE OF NEW MEXICO
ALBUQUERQUE MUNICIPAL SCHOOL DISTRICT NO. 12
21st CENTURY CHARTER SCHOOL
RECONCILIATION OF THE STATEMENT OF REVENUES, EXPENDITURES, AND CHANGES IN FUND BALANCES - GOVERNMENTAL FUNDS TO THE STATEMENT OF ACTIVITIES
Year Ended June 30, 2014

Net Changes in Fund Balances - Total Governmental Funds (Statement of Revenues, Expenditures, and Changes in Fund Balances)	$ 215,063
Amounts reported for governmental activities in the Statement of Activities are different because:	
In the Statement of Activities, certain operating expenses - compensated absences (sick and annual leave) are measured by the amounts earned during the year. In the Governmental Funds, however, expenditures for these items are measured by the amounts of financial resources used (essentially, the amounts actually paid).	
Decrease in contingency liability	176,416
The decrease in compensated absences for the fiscal year was:	-
Governmental Funds report capital outlays as expenditures. However, in the Statement of Activities, the cost of those assets is allocated over their estimated useful lives and reported as depreciation expense. In the current period, these amounts were:	
Capital outlay	-
Depreciation expense	(36,192)
Excess of depreciation expense over capital outlay	(36,192)
Loss/Adjustments on disposal of assets	-
Change in net position of governmental activities (Statement of Activities)	$ 355,287

The accompanying notes are an integral part of the financial statements.

STATE OF NEW MEXICO
ALBUQUERQUE MUNICIPAL SCHOOL DISTRICT NO. 12
21st CENTURY CHARTER SCHOOL
GENERAL FUND (FUND 11000)
STATEMENT OF REVENUES, EXPENDITURES AND CHANGES IN
FUND BALANCE - BUDGET (BUDGETARY BASIS) AND ACTUAL
Year Ended June 30, 2014

	Budgeted Amounts		Actual Amounts	Variance From Final Budget
	Original	Final	(Budgetary Basis)	Positive (Negative)
REVENUES				
Local and county sources	$ -	$ 18,538	$ 18,700	$ 162
State sources	1,629,509	1,574,158	1,574,154	(4)
Federal sources	-	-	-	-
Interest	-	-	-	-
TOTAL REVENUES	1,629,509	1,592,696	1,592,854	158
EXPENDITURES				
Current:				
Instruction	997,972	913,891	949,786	(35,895)
Support Services:				
Students	54,998	73,536	130,787	(57,251)
Instruction	-	-	8,726	(8,726)
General administration	11,000	11,000	21,412	(10,412)
School administration	98,422	98,422	110,485	(12,063)
Central services	122,278	122,278	129,524	(7,246)
Operation & maintenance of plant	344,839	103,043	84,651	18,392
Student transportation	-	-	-	-
Other support services	-	270,526	-	270,526
Operation of non-instructional services:				
Community services operations	-	-	-	-
Food services operations	-	-	-	-
Capital outlay	-	-	-	-
TOTAL EXPENDITURES	1,629,509	1,592,696	1,435,371	157,325
EXCESS (DEFICIENCY) OF REVENUES OVER (UNDER) EXPENDITURES	-	-	157,483	(157,483)
DESIGNATED CASH	-	-	-	-
NET CHANGES IN FUND BALANCES	$ -	$ -	157,483	$ 157,483
RECONCILIATION TO GAAP BASIS				
Adjustments to revenues			(18,428)	
Adjustments to expenditures			63,235	
NET CHANGES IN FUND BALANCES			$ 202,290	

The accompanying notes are an integral part of the financial statements.

STATE OF NEW MEXICO
ALBUQUERQUE MUNICIPAL SCHOOL DISTRICT NO. 12
21st CENTURY CHARTER SCHOOL
INSTRUCTIONAL MATERIALS (FUND 14000)
STATEMENT OF REVENUES, EXPENDITURES AND CHANGES IN
FUND BALANCE - BUDGET (BUDGETARY BASIS) AND ACTUAL
Year Ended June 30, 2014

	Budgeted Amounts		Actual Amounts	Variance From Final Budget
	Original	Final	(Budgetary Basis)	Positive (Negative)
REVENUES				
Local and county sources	$ -	$ -	$ -	$ -
State sources	12,376	14,192	17,057	2,865
Federal sources	-	-	-	-
Interest	-	-	-	-
TOTAL REVENUES	12,376	14,192	17,057	2,865
EXPENDITURES				
Current:				
Instruction	22,314	37,452	7,711	29,741
Support Services:				
Students	-	-	-	-
Instruction	-	-	-	-
General administration	-	-	-	-
School administration	-	-	-	-
Central services	-	-	-	-
Operation & maintenance of plant	-	-	-	-
Student transportation	-	-	-	-
Other support services	-	-	-	-
Operation of non-instructional services:				
Community services operations	-	-	-	-
Food services operations	-	-	-	-
Capital outlay	-	-	-	-
TOTAL EXPENDITURES	22,314	37,452	7,711	29,741
EXCESS (DEFICIENCY) OF REVENUES OVER (UNDER) EXPENDITURES	(9,938)	(23,260)	9,346	(32,606)
DESIGNATED CASH	9,938	23,260	-	(23,260)
NET CHANGES IN FUND BALANCES	$ -	$ -	9,346	$ 9,346
RECONCILIATION TO GAAP BASIS				
Adjustments to revenues			(1,816)	
Adjustments to expenditures			-	
NET CHANGES IN FUND BALANCES			$ 7,530	

The accompanying notes are an integral part of the financial statements.

STATE OF NEW MEXICO
ALBUQUERQUE MUNICIPAL SCHOOL DISTRICT NO. 12
21st CENTURY CHARTER SCHOOL
FOOD SERVICES FUND (FUND 21000)
STATEMENT OF REVENUES, EXPENDITURES AND CHANGES IN
FUND BALANCE - BUDGET (BUDGETARY BASIS) AND ACTUAL
Year Ended June 30, 2014

	Budgeted Amounts		Actual Amounts	Variance From Final Budget
	Original	Final	(Budgetary Basis)	Positive (Negative)
REVENUES				
Local and county sources	$ -	$ -	$ 2,158	$ 2,158
State sources	-	-	-	-
Federal sources	-	8,600	8,901	301
Interest	-	-	-	-
TOTAL REVENUES	-	8,600	11,059	2,459
EXPENDITURES				
Current:				
Instruction	-	-	-	-
Support Services:				
Students	-	-	-	-
Instruction	-	-	-	-
General administration	-	-	-	-
School administration	-	-	-	-
Central services	-	-	-	-
Operation & maintenance of plant	-	-	-	-
Student transportation	-	-	-	-
Other support services	-	-	-	-
Operation of non-instructional services:				
Community services operations	-	-	-	-
Food services operations	-	12,172	14,515	(2,343)
Capital outlay	-	-	-	-
TOTAL EXPENDITURES	-	12,172	14,515	(2,343)
EXCESS (DEFICIENCY) OF REVENUES OVER (UNDER) EXPENDITURES	-	(3,572)	(3,456)	(116)
DESIGNATED CASH	-	3,572	-	(3,572)
NET CHANGES IN FUND BALANCES	$ -	$ -	(3,456)	$ (3,456)
RECONCILIATION TO GAAP BASIS				
Adjustments to revenues			-	
Adjustments to expenditures			1,440	
NET CHANGES IN FUND BALANCES			$ (2,016)	

The accompanying notes are an integral part of the financial statements.

STATE OF NEW MEXICO
ALBUQUERQUE MUNICIPAL SCHOOL DISTRICT NO. 12
21st CENTURY CHARTER SCHOOL
IDEA-B ENTITLEMENT (FUND 24106)
STATEMENT OF REVENUES, EXPENDITURES AND CHANGES IN
FUND BALANCE - BUDGET (BUDGETARY BASIS) AND ACTUAL
Year Ended June 30, 2014

	Budgeted Amounts		Actual Amounts	Variance From Final Budget
	Original	Final	(Budgetary Basis)	Positive (Negative)
REVENUES				
Local and county sources	$ -	$ -	$ -	$ -
State sources	-	-	-	-
Federal sources	50,520	53,193	53,193	-
Interest	-	-	-	-
TOTAL REVENUES	50,520	53,193	53,193	-
EXPENDITURES				
Current:				
Instruction	-	-	-	-
Support Services:				
Students	50,520	53,193	53,193	-
Instruction	-	-	-	-
General administration	-	-	-	-
School administration	-	-	-	-
Central services	-	-	-	-
Operation & maintenance of plant	-	-	-	-
Student transportation	-	-	-	-
Other support services	-	-	-	-
Operation of non-instructional services:				
Community services operations	-	-	-	-
Food services operations	-	-	-	-
Capital outlay	-	-	-	-
TOTAL EXPENDITURES	50,520	53,193	53,193	-
EXCESS (DEFICIENCY) OF REVENUES OVER (UNDER) EXPENDITURES	-	-	-	-
DESIGNATED CASH	-	-	-	-
NET CHANGES IN FUND BALANCES	$ -	$ -	-	$ -
RECONCILIATION TO GAAP BASIS				
Adjustments to revenues			-	
Adjustments to expenditures			-	
NET CHANGES IN FUND BALANCES			$ -	

The accompanying notes are an integral part of the financial statements.

STATE OF NEW MEXICO
ALBUQUERQUE MUNICIPAL SCHOOL DISTRICT NO. 12
21st CENTURY CHARTER SCHOOL
TEACHER/PRINCIPAL TRAINING (FUND 24154)
STATEMENT OF REVENUES, EXPENDITURES AND CHANGES IN
FUND BALANCE - BUDGET (BUDGETARY BASIS) AND ACTUAL
Year Ended June 30, 2014

	Budgeted Amounts		Actual Amounts	Variance From Final Budget
	Original	Final	(Budgetary Basis)	Positive (Negative)
REVENUES				
Local and county sources	$ -	$ -	$ -	$ -
State sources	-	-	-	-
Federal sources	10,676	15,268	15,268	-
Interest	-	-	-	-
TOTAL REVENUES	10,676	15,268	15,268	-
EXPENDITURES				
Current:				
Instruction	10,676	15,268	10,525	4,743
Support Services:				
Students	-	-	-	-
Instruction	-	-	-	-
General administration	-	-	-	-
School administration	-	-	4,743	(4,743)
Central services	-	-	-	-
Operation & maintenance of plant	-	-	-	-
Student transportation	-	-	-	-
Other support services	-	-	-	-
Operation of non-instructional services:				
Community services operations	-	-	-	-
Food services operations	-	-	-	-
Capital outlay	-	-	-	-
TOTAL EXPENDITURES	10,676	15,268	15,268	-
EXCESS (DEFICIENCY) OF REVENUES OVER (UNDER) EXPENDITURES	-	-	-	-
DESIGNATED CASH	-	-	-	-
NET CHANGES IN FUND BALANCES	$ -	$ -	-	$ -
RECONCILIATION TO GAAP BASIS				
Adjustments to revenues			-	
Adjustments to expenditures			-	
NET CHANGES IN FUND BALANCES			$ -	

The accompanying notes are an integral part of the financial statements.

STATE OF NEW MEXICO
ALBUQUERQUE MUNICIPAL SCHOOL DISTRICT NO. 12
21st CENTURY CHARTER SCHOOL
TITLE XIX MEDICAID (FUND 25153)
STATEMENT OF REVENUES, EXPENDITURES AND CHANGES IN
FUND BALANCE - BUDGET (BUDGETARY BASIS) AND ACTUAL
Year Ended June 30, 2014

	Budgeted Amounts		Actual Amounts	Variance From Final Budget
	Original	Final	(Budgetary Basis)	Positive (Negative)
REVENUES				
Local and county sources	$ -	$ -	$ -	$ -
State sources	-	-	-	-
Federal sources	-	-	7,259	7,259
Interest	-	-	-	-
TOTAL REVENUES	-	-	7,259	7,259
EXPENDITURES				
Current:				
Instruction	-	-	-	-
Support Services:				
Students	-	-	-	-
Instruction	-	-	-	-
General administration	-	-	-	-
School administration	-	-	-	-
Central services	-	-	-	-
Operation & maintenance of plant	-	-	-	-
Student transportation	-	-	-	-
Other support services	-	-	-	-
Operation of non-instructional services:				
Community services operations	-	-	-	-
Food services operations	-	-	-	-
Capital outlay	-	-	-	-
TOTAL EXPENDITURES	-	-	-	-
EXCESS (DEFICIENCY) OF REVENUES OVER (UNDER) EXPENDITURES	-	-	7,259	(7,259)
DESIGNATED CASH	-	-	-	-
NET CHANGES IN FUND BALANCES	$ -	$ -	7,259	$ 7,259
RECONCILIATION TO GAAP BASIS				
Adjustments to revenues			-	
Adjustments to expenditures			-	
NET CHANGES IN FUND BALANCES			$ 7,259	

The accompanying notes are an integral part of the financial statements.

STATE OF NEW MEXICO
ALBUQUERQUE MUNICIPAL SCHOOL DISTRICT NO. 12
21st CENTURY CHARTER SCHOOL
GOLDEN APPLE FOUNDATION (FUND 26163)
STATEMENT OF REVENUES, EXPENDITURES AND CHANGES IN
FUND BALANCE - BUDGET (BUDGETARY BASIS) AND ACTUAL
Year Ended June 30, 2014

	Budgeted Amounts		Actual Amounts	Variance From Final Budget
	Original	Final	(Budgetary Basis)	Positive (Negative)
REVENUES				
Local and county sources	$ -	$ -	$ -	$ -
State sources	-	-	-	-
Federal sources	-	-	-	-
Interest	-	-	-	-
TOTAL REVENUES	-	-	-	-
EXPENDITURES				
Current:				
Instruction	-	-	-	-
Support Services:				
Students	-	-	-	-
Instruction	-	-	-	-
General administration	-	-	-	-
School administration	-	-	-	-
Central services	-	-	-	-
Operation & maintenance of plant	-	-	-	-
Student transportation	-	-	-	-
Other support services	-	-	-	-
Operation of non-instructional services:				
Community services operations	-	-	-	-
Food services operations	-	-	-	-
Capital outlay	-	-	-	-
TOTAL EXPENDITURES	-	-	-	-
EXCESS (DEFICIENCY) OF REVENUES OVER (UNDER) EXPENDITURES	-	-	-	-
DESIGNATED CASH	-	-	-	-
NET CHANGES IN FUND BALANCES	$ -	$ -	-	$ -
RECONCILIATION TO GAAP BASIS				
Adjustments to revenues			-	
Adjustments to expenditures			-	
NET CHANGES IN FUND BALANCES			$ -	

The accompanying notes are an integral part of the financial statements.

STATE OF NEW MEXICO
ALBUQUERQUE MUNICIPAL SCHOOL DISTRICT NO. 12
21st CENTURY CHARTER SCHOOL
TARGET SCHOOL GRANT (FUND 26211)
STATEMENT OF REVENUES, EXPENDITURES AND CHANGES IN
FUND BALANCE - BUDGET (BUDGETARY BASIS) AND ACTUAL
Year Ended June 30, 2014

	Budgeted Amounts		Actual Amounts	Variance From Final Budget
	Original	Final	(Budgetary Basis)	Positive (Negative)
REVENUES				
Local and county sources	$ -	$ 700	$ 700	$ -
State sources	-	-	-	-
Federal sources	-	-	-	-
Interest	-	-	-	-
TOTAL REVENUES	-	700	700	-
EXPENDITURES				
Current:				
Instruction	-	700	700	-
Support Services:				
Students	-	-	-	-
Instruction	-	-	-	-
General administration	-	-	-	-
School administration	-	-	-	-
Central services	-	-	-	-
Operation & maintenance of plant	-	-	-	-
Student transportation	-	-	-	-
Other support services	-	-	-	-
Operation of non-instructional services:				
Community services operations	-	-	-	-
Food services operations	-	-	-	-
Capital outlay	-	-	-	-
TOTAL EXPENDITURES	-	700	700	-
EXCESS (DEFICIENCY) OF REVENUES OVER (UNDER) EXPENDITURES	-	-	-	-
DESIGNATED CASH	-	-	-	-
NET CHANGES IN FUND BALANCES	$ -	$ -	-	$ -
RECONCILIATION TO GAAP BASIS				
Adjustments to revenues			-	
Adjustments to expenditures			-	
NET CHANGES IN FUND BALANCES			$ -	

The accompanying notes are an integral part of the financial statements.

STATE OF NEW MEXICO
ALBUQUERQUE MUNICIPAL SCHOOL DISTRICT NO. 12
21st CENTURY CHARTER SCHOOL
NM GROWN FRESH FRUITS & VEGETABLES (FUND 27183)
STATEMENT OF REVENUES, EXPENDITURES AND CHANGES IN
FUND BALANCE - BUDGET (BUDGETARY BASIS) AND ACTUAL
Year Ended June 30, 2014

	Budgeted Amounts		Actual Amounts	Variance From Final Budget
	Original	Final	(Budgetary Basis)	Positive (Negative)
REVENUES				
Local and county sources	$ -	$ -	$ -	$ -
State sources	-	591	591	-
Federal sources	-	-	-	-
Interest	-	-	-	-
TOTAL REVENUES	-	591	591	-
EXPENDITURES				
Current:				
Instruction	-	-	-	-
Support Services:				
Students	-	-	-	-
Instruction	-	-	-	-
General administration	-	-	-	-
School administration	-	-	-	-
Central services	-	-	-	-
Operation & maintenance of plant	-	-	-	-
Student transportation	-	-	-	-
Other support services	-	-	-	-
Operation of non-instructional services:				
Community services operations	-	-	-	-
Food services operations	-	591	591	-
Capital outlay	-	-	-	-
TOTAL EXPENDITURES	-	591	591	-
EXCESS (DEFICIENCY) OF REVENUES OVER (UNDER) EXPENDITURES	-	-	-	-
DESIGNATED CASH	-	-	-	-
NET CHANGES IN FUND BALANCES	$ -	$ -	-	$ -
RECONCILIATION TO GAAP BASIS				
Adjustments to revenues			-	
Adjustments to expenditures			-	
NET CHANGES IN FUND BALANCES			$ -	

The accompanying notes are an integral part of the financial statements.

STATE OF NEW MEXICO
ALBUQUERQUE MUNICIPAL SCHOOL DISTRICT NO. 12
21st CENTURY CHARTER SCHOOL
NEXT GENERATION ASSESSMENTS (FUND 27185)
STATEMENT OF REVENUES, EXPENDITURES AND CHANGES IN
FUND BALANCE - BUDGET (BUDGETARY BASIS) AND ACTUAL
Year Ended June 30, 2014

	Budgeted Amounts		Actual Amounts	Variance From Final Budget
	Original	Final	(Budgetary Basis)	Positive (Negative)
REVENUES				
Local and county sources	$ -	$ -	$ -	$ -
State sources	-	14,025	14,025	-
Federal sources	-	-	-	-
Interest	-	-	-	-
TOTAL REVENUES	-	14,025	14,025	-
EXPENDITURES				
Current:				
Instruction	-	-	-	-
Support Services:				
Students	-	-	-	-
Instruction	-	14,025	14,025	-
General administration	-	-	-	-
School administration	-	-	-	-
Central services	-	-	-	-
Operation & maintenance of plant	-	-	-	-
Student transportation	-	-	-	-
Other support services	-	-	-	-
Operation of non-instructional services:				
Community services operations	-	-	-	-
Food services operations	-	-	-	-
Capital outlay	-	-	-	-
TOTAL EXPENDITURES	-	14,025	14,025	-
EXCESS (DEFICIENCY) OF REVENUES OVER (UNDER) EXPENDITURES	-	-	-	-
DESIGNATED CASH	-	-	-	-
NET CHANGES IN FUND BALANCES	$ -	$ -	-	$ -
RECONCILIATION TO GAAP BASIS				
Adjustments to revenues			-	
Adjustments to expenditures			-	
NET CHANGES IN FUND BALANCES			$ -	

The accompanying notes are an integral part of the financial statements.

STATE OF NEW MEXICO
ALBUQUERQUE MUNICIPAL SCHOOL DISTRICT NO. 12
21st CENTURY CHARTER SCHOOL
PUBLIC SCHOOL CAPITAL OUTLAY (FUND 31200)
STATEMENT OF REVENUES, EXPENDITURES AND CHANGES IN
FUND BALANCE - BUDGET (BUDGETARY BASIS) AND ACTUAL
Year Ended June 30, 2014

	Budgeted Amounts		Actual Amounts	Variance From Final Budget
	Original	Final	(Budgetary Basis)	Positive (Negative)
REVENUES				
Local and county sources	$ -	$ -	$ -	$ -
State sources	-	170,184	127,557	(42,627)
Federal sources	-	-	-	-
Interest	-	-	-	-
TOTAL REVENUES	-	170,184	127,557	(42,627)
EXPENDITURES				
Current:				
Instruction	-	-	-	-
Support Services:				
Students	-	-	-	-
Instruction	-	-	-	-
General administration	-	-	-	-
School administration	-	-	-	-
Central services	-	-	-	-
Operation & maintenance of plant	-	-	-	-
Student transportation	-	-	-	-
Other support services	-	-	-	-
Operation of non-instructional services:				
Community services operations	-	-	-	-
Food services operations	-	-	-	-
Capital outlay	-	170,184	170,184	-
TOTAL EXPENDITURES	-	170,184	170,184	-
EXCESS (DEFICIENCY) OF REVENUES OVER (UNDER) EXPENDITURES	-	-	(42,627)	42,627
DESIGNATED CASH	-	-	-	-
NET CHANGES IN FUND BALANCES	$ -	$ -	(42,627)	$ (42,627)
RECONCILIATION TO GAAP BASIS				
Adjustments to revenues			42,627	
Adjustments to expenditures			-	
NET CHANGES IN FUND BALANCES			$ -	

The accompanying notes are an integral part of the financial statements.

STATE OF NEW MEXICO
ALBUQUERQUE MUNICIPAL SCHOOL DISTRICT NO. 12
21st CENTURY CHARTER SCHOOL
HB 33 CAPITAL IMPROVEMENTS (FUND 31600)
STATEMENT OF REVENUES, EXPENDITURES AND CHANGES IN
FUND BALANCE - BUDGET (BUDGETARY BASIS) AND ACTUAL
Year Ended June 30, 2014

	Budgeted Amounts		Actual Amounts	Variance From Final Budget
	Original	Final	(Budgetary Basis)	Positive (Negative)
REVENUES				
Local and county sources	$ 134,727	$ 134,727	$ 135,793	$ 1,066
State sources	-	-	-	-
Federal sources	-	-	-	-
Interest	-	-	-	-
TOTAL REVENUES	134,727	134,727	135,793	1,066
EXPENDITURES				
Current:				
Instruction	-	-	-	-
Support Services:				
Students	-	-	-	-
Instruction	-	-	-	-
General administration	1,347	1,347	1,193	154
School administration	-	-	-	-
Central services	-	-	-	-
Operation & maintenance of plant	-	-	-	-
Student transportation	-	-	-	-
Other support services	-	-	-	-
Operation of non-instructional services:				
Community services operations	-	-	-	-
Food services operations	-	-	-	-
Capital outlay	133,380	370,037	1,485	368,552
TOTAL EXPENDITURES	134,727	371,384	2,678	368,706
EXCESS (DEFICIENCY) OF REVENUES OVER (UNDER) EXPENDITURES	-	(236,657)	133,115	(369,772)
DESIGNATED CASH	-	236,657	-	(236,657)
NET CHANGES IN FUND BALANCES	$ -	$ -	133,115	$ 133,115
RECONCILIATION TO GAAP BASIS				
Adjustments to revenues			(133,115)	
Adjustments to expenditures			-	
NET CHANGES IN FUND BALANCES			$ -	

The accompanying notes are an integral part of the financial statements.

STATE OF NEW MEXICO
ALBUQUERQUE MUNICIPAL SCHOOL DISTRICT NO. 12
21st CENTURY CHARTER SCHOOL
SB 9 CAPITAL IMPROVEMENTS (FUND 31700)
STATEMENT OF REVENUES, EXPENDITURES AND CHANGES IN
FUND BALANCE - BUDGET (BUDGETARY BASIS) AND ACTUAL
Year Ended June 30, 2014

	Budgeted Amounts		Actual Amounts	Variance From Final Budget
	Original	Final	(Budgetary Basis)	Positive (Negative)
REVENUES				
Local and county sources	$ 67,372	$ 67,372	$ 65,234	$ (2,138)
State sources	16,099	21,428	-	(21,428)
Federal sources	-	-	-	-
Interest	-	-	-	-
TOTAL REVENUES	83,471	88,800	65,234	(23,566)
EXPENDITURES				
Current:				
Instruction	-	-	-	-
Support Services:				
Students	-	-	-	-
Instruction	-	-	-	-
General administration	674	674	821	(147)
School administration	-	-	-	-
Central services	-	-	-	-
Operation & maintenance of plant	-	-	-	-
Student transportation	-	-	-	-
Other support services	-	-	-	-
Operation of non-instructional services:				
Community services operations	-	-	-	-
Food services operations	-	-	-	-
Capital outlay	82,797	88,126	34,641	53,485
TOTAL EXPENDITURES	83,471	88,800	35,462	53,338
EXCESS (DEFICIENCY) OF REVENUES OVER (UNDER) EXPENDITURES	-	-	29,772	(29,772)
DESIGNATED CASH	-	-	-	-
NET CHANGES IN FUND BALANCES	$ -	$ -	29,772	$ 29,772
RECONCILIATION TO GAAP BASIS				
Adjustments to revenues			(29,772)	
Adjustments to expenditures			-	
NET CHANGES IN FUND BALANCES			$ -	

The accompanying notes are an integral part of the financial statements.

STATE OF NEW MEXICO
ALBUQUERQUE MUNICIPAL SCHOOL DISTRICT NO. 12
21st CENTURY CHARTER SCHOOL
STATEMENT OF FIDUCIARY ASSETS AND LIABILITIES - AGENCY FUNDS
June 30, 2014

	Agency Funds
ASSETS	
Cash and cash equivalents	$ 5,758
TOTAL ASSETS	$ 5,758
LIABILITIES	
Deposits held for others	$ 5,758
TOTAL LIABILITIES	$ 5,758

The accompanying notes are an integral part of the financial statements.

STATE OF NEW MEXICO
ALBUQUERQUE MUNICIPAL SCHOOL DISTRICT NO. 12
21st CENTURY CHARTER SCHOOL
SCHEDULE OF CHANGES IN ASSETS AND LIABILITIES - AGENCY FUNDS
Year Ended June 30, 2014

	Balance, July 1, 2013	Additions	Deletions	Balance, June 30, 2014
ASSETS				
Cash in bank	$ 4,775	$ 14,294	$ (13,311)	$ 5,758
TOTAL ASSETS	$ 4,775	$ 14,294	$ (13,311)	$ 5,758
LIABILITIES				
Deposits held for others	$ 4,775	$ 14,294	$ (13,311)	$ 5,758
TOTAL ASSETS	$ 4,775	$ 14,294	$ (13,311)	$ 5,758

The accompanying notes are an integral part of the financial statements.

STATE OF NEW MEXICO
ALBUQUERQUE MUNICIPAL SCHOOL DISTRICT NO. 12
21st CENTURY CHARTER SCHOOL
SCHEDULE OF COLLATERAL PLEDGED BY DEPOSITORY
FOR PUBLIC FUNDS
June 30, 2014

Name of Depository	Description of Pledged Collateral	Fair/Par Market Value June 30, 2014	Safekeeping Agent
Wells Fargo Bank	FN AL0093, 3.00%, 04/01/2026, CUSIP 3138EGC77	$ 64,588	Bank of New York Mellon
Wells Fargo Bank	FN AR2636, 3.00%, 02/01/2043, CUSIP 3138NY4W2	50,722	Bank of New York Mellon
		$ 115,310	

The accompanying notes are an integral part of the financial statements.

STATE OF NEW MEXICO
ALBUQUERQUE MUNICIPAL SCHOOL DISTRICT NO. 12
21st CENTURY CHARTER SCHOOL
SCHEDULE OF CASH AND CAH EQUIVALENTS
June 30, 2014

	Wells Fargo Bank
Operating account	$ 462,033
Activity account	5,862
Total on deposit	467,895
Reconciling items	(33,068)
Reconciled balance at June 30, 2014	434,827
Less activity funds	(5,758)
Balance per Exhibit A-1	$ 429,069

The accompanying notes are an integral part of the financial statements.

Schedule III

STATE OF NEW MEXICO
ALBUQUERQUE MUNICIPAL SCHOOL DISTRICT NO. 12
21st CENTURY CHARTER SCHOOL
CASH RECONCILIATION
JUNE 30, 2014

	Operational Account 11000	Pupil Transportation 13000	Instructional Materials 14000	Food Services 21000	Student Activity 23000	Projects Account 24000
June 30, 2013 Cash (Book Balance)	$ -	$ -	$ 23,260	$ 3,572	$ -	$ -
June 30, 2013 Payroll Liabilities	(151,447)	-	-	-	-	-
June 30, 2013 Temporary Interfund Loans	(133,261)	-	-	-	-	-
June 30, 2013 Adjustments/Reconciling Differences	-	-	-	-	-	-
June 30, 2013 Cash Available to Budget	(284,708)	-	23,260	3,572	-	-
2013-2014 Revenue	1,592,854	-	17,057	11,059	19,068	68,461
2013-2014 Expenditures	(1,427,643)	-	(7,711)	(14,516)	(13,310)	(68,461)
Permanent Cash Transfers/Reversions	-	-	-	-	-	-
Audit Adjustments	(1,729)	-	-	-	-	-
June 30, 2014 Cash Available to Budget	(121,226)	-	32,606	115	5,758	-
June 30, 2014 Payroll Liabilities	153,270	-	-	-	-	54
June 30, 2014 Temporary Interfund Loans	(32,044)	-	-	-	-	-
June 30, 2014 Adjustments/Reconciling Differences	-	-	-	-	-	-
June 30, 2014 Cash (Book Balance)	$ -	$ -	$ 32,606	$ 115	$ 5,758	$ 54

Schedule III

STATE OF NEW MEXICO
ALBUQUERQUE MUNICIPAL SCHOOL DISTRICT NO. 12
21st CENTURY CHARTER SCHOOL
CASH RECONCILIATION
JUNE 30, 2014

	Direct Account 25000	Grants Fund 26000	State Flowthrough Fund 27000	State Direct Account 28000	Local/State Account 29000	Public School Capital Outlay 31200
June 30, 2013 Cash (Book Balance)	$ -	$ 74	$ -	$ -	$ -	$ -
June 30, 2013 Payroll Liabilities	-	-	-	-	-	-
June 30, 2013 Temporary Interfund Loans	-	-	-	-	-	-
June 30, 2013 Adjustments/Reconciling Differences	-	-	-	-	-	-
June 30, 2013 Cash Available to Budget	-	74	-	-	-	-
2013-2014 Revenue	7,259	700	14,616	-	-	127,557
2013-2014 Expenditures	-	(700)	(14,616)	-	-	(170,184)
Permanent Cash Transfers/Reversions	-	-	-	-	-	-
Audit Adjustments	-	-	-	-	-	-
June 30, 2014 Cash Available to Budget	7,259	74	-	-	-	(42,627)
June 30, 2014 Payroll Liabilities	-	-	-	-	-	-
June 30, 2014 Temporary Interfund Loans	-	-	-	-	-	42,627
June 30, 2014 Adjustments/Reconciling Differences	-	-	-	-	-	-
June 30, 2014 Cash (Book Balance)	$ 7,259	$ 74	$ -	$ -	$ -	$ -

STATE OF NEW MEXICO
ALBUQUERQUE MUNICIPAL SCHOOL DISTRICT NO. 12
21st CENTURY CHARTER SCHOOL
CASH RECONCILIATION
JUNE 30, 2014

	Special Capital Outlay 31400	Capital Improve. HB 33 31600	Capital Improve. SB 9 31700	Total Primary Government
June 30, 2013 Cash (Book Balance)	$ -	$ 103,396	$ -	$ 130,302
June 30, 2013 Payroll Liabilities	-	-	-	(151,447)
June 30, 2013 Temporary Interfund Loans	-	133,261	-	-
June 30, 2013 Adjustments/Reconciling Differences	-	-	-	-
June 30, 2013 Cash Available to Budget	-	236,657	-	(21,145)
2013-2014 Revenue	-	118,889	82,138	2,059,658
2013-2014 Expenditures	-	(2,678)	(43,192)	(1,763,011)
Permanent Cash Transfers/Reversions	-	-	-	-
Audit Adjustments	-	16,904	(9,174)	6,001
June 30, 2014 Cash Available to Budget	-	369,772	29,772	281,503
June 30, 2014 Payroll Liabilities	-	-	-	153,324
June 30, 2014 Temporary Interfund Loans	-	(10,583)	-	-
June 30, 2014 Adjustments/Reconciling Differences	-	-	-	-
June 30, 2014 Cash (Book Balance)	$ -	$ 359,189	$ 29,772	$ 434,827
			Less Activity Funds	(5,758)
			Per Exhibit B-1	$ 429,069

The accompanying notes are an integral part of the financial statements.

STATE OF NEW MEXICO
ALBUQUERQUE MUNICIPAL SCHOOL DISTRICT NO. 12
ALBUQUERQUE TALENT DEVELOPMENT SECONDARY CHARTER SCHOOL
STATEMENT OF NET POSITION
June 30, 2014

	Governmental Activities
ASSETS	
Cash and cash equivalents	$ 100,378
Receivables, net of allowance for uncollectibles:	
Due from other governments	37,549
Prepaid expenses	-
Total current assets	137,927
NON-CURRENT ASSETS	
Capital assets:	
Building improvements	65,000
Furniture, fixtures and equipment	21,674
Less: accumulated depreciation	(49,910)
Total non-current assets	36,764
TOTAL ASSETS	$ 174,691
LIABILITIES, DEFERRED INFLOWS OF RESOURCES AND NET POSITION	
Accounts payable	$ -
Accrued liabilities	71,257
Due to other governments	-
Total liabilities	71,257
Deferred inflows of resources	28,207
Net investment in capital assets	36,764
Restricted	15,119
Unrestricted	23,344
Total net position	75,227
TOTAL LIABILITIES, DEFERRED INFLOWS OF RESOURCES AND NET POSITION	$ 174,691

The accompanying notes are an integral part of the financial statements.

STATE OF NEW MEXICO
ALBUQUERQUE MUNICIPAL SCHOOL DISTRICT NO. 12
ALBUQUERQUE TALENT DEVELOPMENT SECONDARY CHARTER SCHOOL
STATEMENT OF ACTIVITIES
Year Ended June 30, 2014

		Program Revenues			
FUNCTIONS/PROGRAMS	Expenses	Charges for Services	Operating Grants and Contributions	Capital Grants and Contributions	Net Revenues (Expenses) and Changes in Net Position
Governmental activities:					
Instruction	$ 964,122	$ 6,413	$ 123,833	$ -	$ (833,876)
Support services:					
Students	89,918	-	23,659	-	(66,259)
Instruction	23,602	-	11,691	-	(11,911)
General Administration	15,914	-	-	-	(15,914)
School Administration	273,742	-	-	-	(273,742)
Central Services	105,108	-	-	-	(105,108)
Operation & Maintenance of Plant	219,982	-	-	-	(219,982)
Student Transportation	19,479	-	22,596	-	3,117
Other support services	-	-	-	-	-
Operation of non-instructional services:					
Food Services Operations	32,142	26,629	-	-	(5,513)
Community Services Operations	-	-	-	-	-
Facilities, Materials, Supplies and Other Services	118,275	-	98,043	7,987	(12,245)
TOTAL GOVERNMENTAL ACTIVITIES	$ 1,862,284	$ 33,042	$ 279,822	$ 7,987	(1,541,433)

GENERAL REVENUES	
State Equalization Guarantee	1,385,938
Property Taxes	7,912
Total general revenues	1,393,850
Change in net position	(147,583)
Net position, beginning of year	222,810
Net position, end of year	$ 75,227

The accompanying notes are an integral part of the financial statements.

Exhibit B-1

STATE OF NEW MEXICO
ALBUQUERQUE MUNICIPAL SCHOOL DISTRICT NO. 12
ALBUQUERQUE TALENT DEVELOPMENT SECONDARY CHARTER SCHOOL
BALANCE SHEET - GOVERNMENTAL FUNDS
June 30, 2014

	11000 General	13000 Pupil Transportation	14000 Instructional Materials	21000 Food Services	24101 Title I
ASSETS					
Cash and cash equivalents	$ 64,458	$ 7,722	$ 2,139	$ 5,258	$ -
Accounts receivable:					
Due from other governments	-	-	-	-	-
Due from other funds	29,562	-	-	-	-
Prepaid expenses	-	-	-	-	-
TOTAL ASSETS	$ 94,020	$ 7,722	$ 2,139	$ 5,258	$ -
LIABILITIES, DEFERRED INFLOWS OF RESOURCES AND FUND BALANCE					
Current liabilities:					
Accounts payable	$ -	$ -	$ -	$ -	$ -
Accrued liabilities	70,676	-	-	-	-
Due to other funds	-	-	-	-	-
Due to other governments	-	-	-	-	-
Total current liabilities	70,676	-	-	-	-
Deferred inflows of resources	-	-	-	-	-
Fund balances:					
Nonspendable	-	-	-	-	-
Restricted	-	7,722	2,139	5,258	-
Committed	-	-	-	-	-
Assigned	10,425	-	-	-	-
Unassigned (deficit)	12,919	-	-	-	-
Total fund balance (deficit)	23,344	7,722	2,139	5,258	-
TOTAL LIABILITIES, DEFERRED INFLOWS OF RESOURCES AND FUND BALANCE	$ 94,020	$ 7,722	$ 2,139	$ 5,258	$ -

Exhibit B-1

STATE OF NEW MEXICO
ALBUQUERQUE MUNICIPAL SCHOOL DISTRICT NO. 12
ALBUQUERQUE TALENT DEVELOPMENT SECONDARY CHARTER SCHOOL
BALANCE SHEET - GOVERNMENTAL FUNDS
June 30, 2014

	24106 IDEA-B Entitlement	24154 Teacher/Principal Training	24162 Title I School Improvement	27106 2010 Library GO Bonds	27107 2012 Library GO Bonds
ASSETS					
Cash and cash equivalents	$ 581	$ -	$ -	$ -	$ -
Accounts receivable:					
Due from other governments	-	-	-	2,062	2,989
Due from other funds	-	-	-	-	-
Prepaid expenses	-	-	-	-	-
TOTAL ASSETS	$ 581	$ -	$ -	$ 2,062	$ 2,989
LIABILITIES, DEFERRED INFLOWS OF RESOURCES AND FUND BALANCE					
Current liabilities:					
Accounts payable	$ -	$ -	$ -	$ -	$ -
Accrued liabilities	581	-	-	-	-
Due to other funds	-	-	-	2,062	2,989
Due to other governments	-	-	-	-	-
Total current liabilities	581	-	-	2,062	2,989
Deferred inflows of resources	-	-	-	-	-
Fund balances:					
Nonspendable	-	-	-	-	-
Restricted	-	-	-	-	-
Committed	-	-	-	-	-
Assigned	-	-	-	-	-
Unassigned (deficit)	-	-	-	-	-
Total fund balance (deficit)	-	-	-	-	-
TOTAL LIABILITIES, DEFERRED INFLOWS OF RESOURCES AND FUND BALANCE	$ 581	$ -	$ -	$ 2,062	$ 2,989

STATE OF NEW MEXICO
ALBUQUERQUE MUNICIPAL SCHOOL DISTRICT NO. 12
ALBUQUERQUE TALENT DEVELOPMENT SECONDARY CHARTER SCHOOL
BALANCE SHEET - GOVERNMENTAL FUNDS
June 30, 2014

	27185 Next Generation Assessments	31200 Public School Capital Outlay	31700 SB9 Capital Improvements	Total Primary Government
ASSETS				
Cash and cash equivalents	$ -	$ -	$ 20,220	$ 100,378
Accounts receivable:				
Due from other governments	-	24,511	7,987	37,549
Due from other funds	-	-	-	29,562
Prepaid expenses	-	-	-	-
TOTAL ASSETS	$ -	$ 24,511	$ 28,207	$ 167,489
LIABILITIES, DEFERRED INFLOWS OF RESOURCES AND FUND BALANCE				
Current liabilities:				
Accounts payable	$ -	$ -	$ -	$ -
Accrued liabilities	-	-	-	71,257
Due to other funds	-	24,511	-	29,562
Due to other governments	-	-	-	-
Total current liabilities	-	24,511	-	100,819
Deferred inflows of resources	-	-	28,207	28,207
Fund balances:				
Nonspendable	-	-	-	-
Restricted	-	-	-	15,119
Committed	-	-	-	-
Assigned	-	-	-	10,425
Unassigned (deficit)	-	-	-	12,919
Total fund balance (deficit)	-	-	-	38,463
TOTAL LIABILITIES, DEFERRED INFLOWS OF RESOURCES AND FUND BALANCE	$ -	$ 24,511	$ 28,207	$ 167,489

The accompanying notes are an integral part of the financial statements.

STATE OF NEW MEXICO
ALBUQUERQUE MUNICIPAL SCHOOL DISTRICT NO. 12
ALBUQUERQUE TALENT DEVELOPMENT SECONDARY CHARTER SCHOOL
RECONCILIATION OF THE BALANCE SHEET - GOVERNMENTAL FUNDS
TO THE STATEMENT OF NET POSITION
June 30, 2014

Total Fund Balance - Governmental Funds (Governmental Fund Balance Sheet)	$ 38,463
Amounts reported for governmental activities in the Statement of Net Position are different because:	
Capital assets used in governmental activities are not financial resources and, therefore, are not reported in the funds.	
The cost of capital assets is	86,674
Accumulated depreciation is	(49,910)
Total capital assets	36,764
Long-term and certain other liabilities are not due and payable in the current period and, therefore, are not reported as liabilities in the funds.	
Long-term and other liabilities at year end consist of:	
Compensated absences payable	-
Total long-term and other liabilities	-
Net position of governmental activities (Statement of Net Position)	$ 75,227

The accompanying notes are an integral part of the financial statements.

STATE OF NEW MEXICO
ALBUQUERQUE MUNICIPAL SCHOOL DISTRICT NO. 12
ALBUQUERQUE TALENT DEVELOPMENT SECONDARY SCHOOL
STATEMENT OF REVENUES, EXPENDITURES AND CHANGES IN
FUND BALANCES - GOVERNMENTAL FUNDS
Year Ended June 30, 2014

	11000 General	13000 Pupil Transportation	14000 Instructional Materials	21000 Food Services	24101 Title I
REVENUES					
Property taxes	$ -	$ -	$ -	$ -	$ -
Local and county sources	6,413	-	-	26,629	-
State sources	1,385,938	22,596	8,540	-	-
Federal sources	-	-	-	-	-
Interest	-	-	-	-	-
Total revenues	1,392,351	22,596	8,540	26,629	-
EXPENDITURES					
Current:					
Instruction	839,023	-	9,806	-	-
Support services:					
Students	66,259	-	-	-	-
Instruction	11,911	-	-	-	-
General administration	15,914	-	-	-	-
School administration	273,742	-	-	-	-
Central services	105,108	-	-	-	-
Operation & maintenance of plant	219,098	-	-	-	-
Student transportation	-	19,479	-	-	-
Other support services	-	-	-	-	-
Operation of non-instructional services:					
Community services operations	-	-	-	-	-
Food services operations	6,463	-	-	25,679	-
Capital outlay	-	-	-	-	-
Total expenditures	1,537,518	19,479	9,806	25,679	-
Excess (deficiency) of revenues over (under) expenditures	(145,167)	3,117	(1,266)	950	-
Other financing sources (uses):					
Other financing uses	-	-	-	-	-
Total other financing sources (uses)	-	-	-	-	-
NET CHANGES IN FUND BALANCES	(145,167)	3,117	(1,266)	950	-
FUND BALANCES, BEGINNING OF YEAR	168,511	4,605	3,405	4,308	-
FUND BALANCES, END OF YEAR	$ 23,344	$ 7,722	$ 2,139	$ 5,258	$ -

STATE OF NEW MEXICO
ALBUQUERQUE MUNICIPAL SCHOOL DISTRICT NO. 12
ALBUQUERQUE TALENT DEVELOPMENT SECONDARY SCHOOL
STATEMENT OF REVENUES, EXPENDITURES AND CHANGES IN
FUND BALANCES - GOVERNMENTAL FUNDS
Year Ended June 30, 2014

	24106 IDEA-B Entitlement	24154 Teacher/Principal Training	24162 Title I School Improvement	27106 2010 Library GO Bonds	27107 2012 Library GO Bonds
REVENUES					
Property taxes	$ -	$ -	$ -	$ -	$ -
Local and county sources	-	-	-	-	-
State sources	-	-	-	2,062	2,989
Federal sources	23,659	1,941	113,352	-	-
Interest	-	-	-	-	-
Total revenues	23,659	1,941	113,352	2,062	2,989
EXPENDITURES					
Current:					
Instruction	-	1,941	113,352	-	-
Support services:					
Students	23,659	-	-	-	-
Instruction	-	-	-	2,062	2,989
General administration	-	-	-	-	-
School administration	-	-	-	-	-
Central services	-	-	-	-	-
Operation & maintenance of plant	-	-	-	-	-
Student transportation	-	-	-	-	-
Other support services	-	-	-	-	-
Operation of non-instructional services:					
Community services operations	-	-	-	-	-
Food services operations	-	-	-	-	-
Capital outlay	-	-	-	-	-
Total expenditures	23,659	1,941	113,352	2,062	2,989
Excess (deficiency) of revenues over (under) expenditures	-	-	-	-	-
Other financing sources (uses):					
Other financing uses	-	-	-	-	-
Total other financing sources (uses)	-	-	-	-	-
NET CHANGES IN FUND BALANCES	-	-	-	-	-
FUND BALANCES, BEGINNING OF YEAR	-	-	-	-	-
FUND BALANCES, END OF YEAR	$ -	$ -	$ -	$ -	$ -

STATE OF NEW MEXICO
ALBUQUERQUE MUNICIPAL SCHOOL DISTRICT NO. 12
ALBUQUERQUE TALENT DEVELOPMENT SECONDARY SCHOOL
STATEMENT OF REVENUES, EXPENDITURES AND CHANGES IN
FUND BALANCES - GOVERNMENTAL FUNDS
Year Ended June 30, 2014

	27185 Next Generation Assessments	31200 Public School Capital Outlay	31700 SB9 Capital Improvements	Total Primary Government
REVENUES				
Property taxes	$ -	$ -	$ 7,912	$ 7,912
Local and county sources	-	-	-	33,042
State sources	6,640	98,043	7,987	1,534,795
Federal sources	-	-	-	138,952
Interest	-	-	-	-
Total revenues	6,640	98,043	15,899	1,714,701
EXPENDITURES				
Current:				
Instruction	-	-	-	964,122
Support services:				
Students	-	-	-	89,918
Instruction	6,640	-	-	23,602
General administration	-	-	-	15,914
School administration	-	-	-	273,742
Central services	-	-	-	105,108
Operation & maintenance of plant	-	-	-	219,098
Student transportation	-	-	-	19,479
Other support services	-	-	-	-
Operation of non-instructional services:				
Community services operations	-	-	-	-
Food services operations	-	-	-	32,142
Capital outlay	-	98,043	15,899	113,942
Total expenditures	6,640	98,043	15,899	1,857,067
Excess (deficiency) of revenues over (under) expenditures	-	-	-	(142,366)
Other financing sources (uses):				
Other financing uses	-	-	-	-
Total other financing sources (uses)	-	-	-	-
NET CHANGES IN FUND BALANCES	-	-	-	(142,366)
FUND BALANCES, BEGINNING OF YEAR	-	-	-	180,829
FUND BALANCES, END OF YEAR	$ -	$ -	$ -	$ 38,463

The accompanying notes are an integral part of the financial statements.

STATE OF NEW MEXICO
ALBUQUERQUE MUNICIPAL SCHOOL DISTRICT NO. 12
ALBUQUERQUE TALENT DEVELOPMENT SECONDARY CHARTER SCHOOL
RECONCILIATION OF THE STATEMENT OF REVENUES, EXPENDITURES, AND CHANGES IN FUND BALANCES - GOVERNMENTAL FUNDS TO THE STATEMENT OF ACTIVITIES
Year Ended June 30, 2014

Net Changes in Fund Balances - Total Governmental Funds (Statement of Revenues, Expenditures, and Changes in Fund Balances)	$ (142,366)
Amounts reported for governmental activities in the Statement of Activities are different because:	
In the Statement of Activities, certain operating expenses - compensated absences (sick and annual leave) are measured by the amounts earned during the year. In the Governmental Funds, however, expenditures for these items are measured by the amounts of financial resources used (essentially, the amounts actually paid).	
The decrease in compensated absences for the fiscal year was:	-
Governmental Funds report capital outlays as expenditures. However, in the Statement of Activities, the cost of those assets is allocated over their estimated useful lives and reported as depreciation expense. In the current period, these amounts were:	
Capital outlay	-
Depreciation expense	(5,217)
Excess of depreciation expense over capital outlay	(5,217)
Loss/Adjustments on disposal of assets	-
Change in net position of governmental activities (Statement of Activities)	$ (147,583)

The accompanying notes are an integral part of the financial statements.

STATE OF NEW MEXICO
ALBUQUERQUE MUNICIPAL SCHOOL DISTRICT NO. 12
ALBUQUERQUE TALENT DEVELOPMENT SECONDARY CHARTER SCHOOL
GENERAL FUND (FUND 11000)
STATEMENT OF REVENUES, EXPENDITURES AND CHANGES IN
FUND BALANCE - BUDGET (BUDGETARY BASIS) AND ACTUAL
Year Ended June 30, 2014

	Budgeted Amounts		Actual Amounts	Variance From Final Budget
	Original	Final	(Budgetary Basis)	Positive (Negative)
REVENUES				
Local and county sources	$ -	$ -	$ 6,412	$ 6,412
State sources	1,421,682	1,385,939	1,385,939	-
Federal sources	-	-	-	-
Interest	-	-	-	-
TOTAL REVENUES	1,421,682	1,385,939	1,392,351	6,412
EXPENDITURES				
Current:				
Instruction	608,963	844,160	839,023	5,137
Support Services:				
Students	161,137	78,656	66,259	12,397
Instruction	19,556	12,259	11,911	348
General administration	30,500	20,848	15,914	4,934
School administration	262,686	280,268	273,742	6,526
Central services	105,311	109,584	105,108	4,476
Operation & maintenance of plant	274,279	201,026	219,098	(18,072)
Student transportation	-	-	-	-
Other support services	-	-	-	-
Operation of non-instructional services:				
Community services operations	-	-	-	-
Food services operations	33,786	7,781	6,463	1,318
Capital outlay	-	-	-	-
TOTAL EXPENDITURES	1,496,218	1,554,582	1,537,518	17,064
EXCESS (DEFICIENCY) OF REVENUES OVER (UNDER) EXPENDITURES	(74,536)	(168,643)	(145,167)	(23,476)
DESIGNATED CASH	74,536	168,643	-	(168,643)
NET CHANGES IN FUND BALANCES	$ -	$ -	(145,167)	$ (145,167)
RECONCILIATION TO GAAP BASIS				
Adjustments to revenues			-	
Adjustments to expenditures			-	
NET CHANGES IN FUND BALANCES			$ (145,167)	

The accompanying notes are an integral part of the financial statements.

STATE OF NEW MEXICO
ALBUQUERQUE MUNICIPAL SCHOOL DISTRICT NO. 12
ALBUQUERQUE TALENT DEVELOPMENT SECONDARY CHARTER SCHOOL
PUPIL TRANSPORTATION (FUND 13000)
STATEMENT OF REVENUES, EXPENDITURES AND CHANGES IN
FUND BALANCE - BUDGET (BUDGETARY BASIS) AND ACTUAL
Year Ended June 30, 2014

	Budgeted Amounts		Actual Amounts	Variance From Final Budget
	Original	Final	(Budgetary Basis)	Positive (Negative)
REVENUES				
Local and county sources	$ -	$ -	$ -	$ -
State sources	-	23,057	20,992	(2,065)
Federal sources	-	-	-	-
Interest	-	-	-	-
TOTAL REVENUES	-	23,057	20,992	(2,065)
EXPENDITURES				
Current:				
Instruction	-	-	-	-
Support Services:				
Students	-	-	-	-
Instruction	-	-	-	-
General administration	-	-	-	-
School administration	-	-	-	-
Central services	-	-	-	-
Operation & maintenance of plant	-	-	-	-
Student transportation	-	23,057	19,479	3,578
Other support services	-	-	-	-
Operation of non-instructional services:				
Community services operations	-	-	-	-
Food services operations	-	-	-	-
Capital outlay	-	-	-	-
TOTAL EXPENDITURES	-	23,057	19,479	3,578
EXCESS (DEFICIENCY) OF REVENUES OVER (UNDER) EXPENDITURES	-	-	1,513	(1,513)
DESIGNATED CASH	-	-	-	-
NET CHANGES IN FUND BALANCES	$ -	$ -	1,513	$ 1,513
RECONCILIATION TO GAAP BASIS				
Adjustments to revenues			1,604	
Adjustments to expenditures			-	
NET CHANGES IN FUND BALANCES			$ 3,117	

The accompanying notes are an integral part of the financial statements.

STATE OF NEW MEXICO
ALBUQUERQUE MUNICIPAL SCHOOL DISTRICT NO. 12
ALBUQUERQUE TALENT DEVELOPMENT SECONDARY CHARTER SCHOOL
INSTRUCTIONAL MATERIALS FUND (FUND 14000)
STATEMENT OF REVENUES, EXPENDITURES AND CHANGES IN
FUND BALANCE - BUDGET (BUDGETARY BASIS) AND ACTUAL
Year Ended June 30, 2014

	Budgeted Amounts		Actual Amounts	Variance From Final Budget
	Original	Final	(Budgetary Basis)	Positive (Negative)
REVENUES				
Local and county sources	$ -	$ -	$ -	$ -
State sources	-	9,498	7,208	(2,290)
Federal sources	-	-	-	-
Interest	-	-	-	-
TOTAL REVENUES	-	9,498	7,208	(2,290)
EXPENDITURES				
Current:				
Instruction	-	10,613	9,806	807
Support Services:				
Students	-	-	-	-
Instruction	-	-	-	-
General administration	-	-	-	-
School administration	-	-	-	-
Central services	-	-	-	-
Operation & maintenance of plant	-	-	-	-
Student transportation	-	-	-	-
Other support services	-	-	-	-
Operation of non-instructional services:				
Community services operations	-	-	-	-
Food services operations	-	-	-	-
Capital outlay	-	-	-	-
TOTAL EXPENDITURES	-	10,613	9,806	807
EXCESS (DEFICIENCY) OF REVENUES OVER (UNDER) EXPENDITURES	-	(1,115)	(2,598)	1,483
DESIGNATED CASH	-	1,115	-	(1,115)
NET CHANGES IN FUND BALANCES	$ -	$ -	(2,598)	$ (2,598)
RECONCILIATION TO GAAP BASIS				
Adjustments to revenues			1,332	
Adjustments to expenditures			-	
NET CHANGES IN FUND BALANCES			$ (1,266)	

The accompanying notes are an integral part of the financial statements.

STATE OF NEW MEXICO
ALBUQUERQUE MUNICIPAL SCHOOL DISTRICT NO. 12
ALBUQUERQUE TALENT DEVELOPMENT SECONDARY CHARTER SCHOOL
FOOD SERVICES (FUND 21000)
STATEMENT OF REVENUES, EXPENDITURES AND CHANGES IN
FUND BALANCE - BUDGET (BUDGETARY BASIS) AND ACTUAL
Year Ended June 30, 2014

	Budgeted Amounts		Actual Amounts	Variance From Final Budget
	Original	Final	(Budgetary Basis)	Positive (Negative)
REVENUES				
Local and county sources	$ -	$ -	$ 11,588	$ 11,588
State sources	-	-	-	-
Federal sources	-	27,000	17,977	(9,023)
Interest	-	-	-	-
TOTAL REVENUES	-	27,000	29,565	2,565
EXPENDITURES				
Current:				
Instruction	-	-	-	-
Support Services:				
Students	-	-	-	-
Instruction	-	-	-	-
General administration	-	-	-	-
School administration	-	-	-	-
Central services	-	-	-	-
Operation & maintenance of plant	-	-	-	-
Student transportation	-	-	-	-
Other support services	-	-	-	-
Operation of non-instructional services:				
Community services operations	-	-	-	-
Food services operations	-	31,308	25,679	5,629
Capital outlay	-	-	-	-
TOTAL EXPENDITURES	-	31,308	25,679	5,629
EXCESS (DEFICIENCY) OF REVENUES OVER (UNDER) EXPENDITURES	-	(4,308)	3,886	(8,194)
DESIGNATED CASH	-	4,308	-	(4,308)
NET CHANGES IN FUND BALANCES	$ -	$ -	3,886	$ 3,886
RECONCILIATION TO GAAP BASIS				
Adjustments to revenues			(2,936)	
Adjustments to expenditures			-	
NET CHANGES IN FUND BALANCES			$ 950	

The accompanying notes are an integral part of the financial statements.

STATE OF NEW MEXICO
ALBUQUERQUE MUNICIPAL SCHOOL DISTRICT NO. 12
ALBUQUERQUE TALENT DEVELOPMENT SECONDARY CHARTER SCHOOL
TITLE I ENTITLEMENT (FUND 24101)
STATEMENT OF REVENUES, EXPENDITURES AND CHANGES IN
FUND BALANCE - BUDGET (BUDGETARY BASIS) AND ACTUAL
Year Ended June 30, 2014

	Budgeted Amounts		Actual Amounts	Variance From Final Budget
	Original	Final	(Budgetary Basis)	Positive (Negative)
REVENUES				
Local and county sources	$ -	$ -	$ -	$ -
State sources	-	-	-	-
Federal sources	-	-	4,296	4,296
Interest	-	-	-	-
TOTAL REVENUES	-	-	4,296	4,296
EXPENDITURES				
Current:				
Instruction	-	-	-	-
Support Services:				
Students	-	-	-	-
Instruction	-	-	-	-
General administration	-	-	-	-
School administration	-	-	-	-
Central services	-	-	-	-
Operation & maintenance of plant	-	-	-	-
Student transportation	-	-	-	-
Other support services	-	-	-	-
Operation of non-instructional services:				
Community services operations	-	-	-	-
Food services operations	-	-	-	-
Capital outlay	-	-	-	-
TOTAL EXPENDITURES	-	-	-	-
EXCESS (DEFICIENCY) OF REVENUES OVER (UNDER) EXPENDITURES	-	-	4,296	(4,296)
DESIGNATED CASH	-	-	-	-
NET CHANGES IN FUND BALANCES	$ -	$ -	4,296	$ 4,296
RECONCILIATION TO GAAP BASIS				
Adjustments to revenues			(4,296)	
Adjustments to expenditures			-	
NET CHANGES IN FUND BALANCES			$ -	

The accompanying notes are an integral part of the financial statements.

STATE OF NEW MEXICO
ALBUQUERQUE MUNICIPAL SCHOOL DISTRICT NO. 12
ALBUQUERQUE TALENT DEVELOPMENT SECONDARY CHARTER SCHOOL
IDEA-B ENTITLEMENT (FUND 24106)
STATEMENT OF REVENUES, EXPENDITURES AND CHANGES IN
FUND BALANCE - BUDGET (BUDGETARY BASIS) AND ACTUAL
Year Ended June 30, 2014

	Budgeted Amounts		Actual Amounts	Variance From Final Budget
	Original	Final	(Budgetary Basis)	Positive (Negative)
REVENUES				
Local and county sources	$ -	$ -	$ -	$ -
State sources	-	-	-	-
Federal sources	-	25,878	24,978	(900)
Interest	-	-	-	-
TOTAL REVENUES	-	25,878	24,978	(900)
EXPENDITURES				
Current:				
Instruction	-	-	-	-
Support Services:				
Students	-	25,878	24,978	900
Instruction	-	-	-	-
General administration	-	-	-	-
School administration	-	-	-	-
Central services	-	-	-	-
Operation & maintenance of plant	-	-	-	-
Student transportation	-	-	-	-
Other support services	-	-	-	-
Operation of non-instructional services:				
Community services operations	-	-	-	-
Food services operations	-	-	-	-
Capital outlay	-	-	-	-
TOTAL EXPENDITURES	-	25,878	24,978	900
EXCESS (DEFICIENCY) OF REVENUES OVER (UNDER) EXPENDITURES	-	-	-	-
DESIGNATED CASH	-	-	-	-
NET CHANGES IN FUND BALANCES	$ -	$ -	-	$ -
RECONCILIATION TO GAAP BASIS				
Adjustments to revenues			(1,319)	
Adjustments to expenditures			1,319	
NET CHANGES IN FUND BALANCES			$ -	

The accompanying notes are an integral part of the financial statements.

STATE OF NEW MEXICO
ALBUQUERQUE MUNICIPAL SCHOOL DISTRICT NO. 12
ALBUQUERQUE TALENT DEVELOPMENT SECONDARY CHARTER SCHOOL
TEACHER/PRINCIPAL TRAINING (FUND 24154)
STATEMENT OF REVENUES, EXPENDITURES AND CHANGES IN
FUND BALANCE - BUDGET (BUDGETARY BASIS) AND ACTUAL
Year Ended June 30, 2014

	Budgeted Amounts		Actual Amounts	Variance From Final Budget
	Original	Final	(Budgetary Basis)	Positive (Negative)
REVENUES				
Local and county sources	$ -	$ -	$ -	$ -
State sources	-	-	-	-
Federal sources	5,977	8,331	1,941	(6,390)
Interest	-	-	-	-
TOTAL REVENUES	5,977	8,331	1,941	(6,390)
EXPENDITURES				
Current:				
Instruction	5,977	8,331	1,941	6,390
Support Services:				
Students	-	-	-	-
Instruction	-	-	-	-
General administration	-	-	-	-
School administration	-	-	-	-
Central services	-	-	-	-
Operation & maintenance of plant	-	-	-	-
Student transportation	-	-	-	-
Other support services	-	-	-	-
Operation of non-instructional services:				
Community services operations	-	-	-	-
Food services operations	-	-	-	-
Capital outlay	-	-	-	-
TOTAL EXPENDITURES	5,977	8,331	1,941	6,390
EXCESS (DEFICIENCY) OF REVENUES OVER (UNDER) EXPENDITURES	-	-	-	-
DESIGNATED CASH	-	-	-	-
NET CHANGES IN FUND BALANCES	$ -	$ -	-	$ -
RECONCILIATION TO GAAP BASIS				
Adjustments to revenues			-	
Adjustments to expenditures			-	
NET CHANGES IN FUND BALANCES			$ -	

The accompanying notes are an integral part of the financial statements.

STATE OF NEW MEXICO
ALBUQUERQUE MUNICIPAL SCHOOL DISTRICT NO. 12
ALBUQUERQUE TALENT DEVELOPMENT SECONDARY CHARTER SCHOOL
TITLE I SCHOOL IMPROVEMENT (FUND 24162)
STATEMENT OF REVENUES, EXPENDITURES AND CHANGES IN
FUND BALANCE - BUDGET (BUDGETARY BASIS) AND ACTUAL
Year Ended June 30, 2014

	Budgeted Amounts		Actual Amounts	Variance From Final Budget
	Original	Final	(Budgetary Basis)	Positive (Negative)
REVENUES				
Local and county sources	$ -	$ -	$ -	$ -
State sources	-	-	-	-
Federal sources	100,951	119,168	113,352	(5,816)
Interest	-	-	-	-
TOTAL REVENUES	100,951	119,168	113,352	(5,816)
EXPENDITURES				
Current:				
Instruction	100,951	119,168	113,352	5,816
Support Services:				
Students	-	-	-	-
Instruction	-	-	-	-
General administration	-	-	-	-
School administration	-	-	-	-
Central services	-	-	-	-
Operation & maintenance of plant	-	-	-	-
Student transportation	-	-	-	-
Other support services	-	-	-	-
Operation of non-instructional services:				
Community services operations	-	-	-	-
Food services operations	-	-	-	-
Capital outlay	-	-	-	-
TOTAL EXPENDITURES	100,951	119,168	113,352	5,816
EXCESS (DEFICIENCY) OF REVENUES OVER (UNDER) EXPENDITURES	-	-	-	-
DESIGNATED CASH	-	-	-	-
NET CHANGES IN FUND BALANCES	$ -	$ -	-	$ -
RECONCILIATION TO GAAP BASIS				
Adjustments to revenues			-	
Adjustments to expenditures			-	
NET CHANGES IN FUND BALANCES			$ -	

The accompanying notes are an integral part of the financial statements.

STATE OF NEW MEXICO
ALBUQUERQUE MUNICIPAL SCHOOL DISTRICT NO. 12
ALBUQUERQUE TALENT DEVELOPMENT SECONDARY CHARTER SCHOOL
2010 LIBRARY GO BOND (FUND 27106)
STATEMENT OF REVENUES, EXPENDITURES AND CHANGES IN
FUND BALANCE - BUDGET (BUDGETARY BASIS) AND ACTUAL
Year Ended June 30, 2014

	Budgeted Amounts		Actual Amounts	Variance From Final Budget
	Original	Final	(Budgetary Basis)	Positive (Negative)
REVENUES				
Local and county sources	$ -	$ -	$ -	$ -
State sources	2,067	2,067	-	(2,067)
Federal sources	-	-	-	-
Interest	-	-	-	-
TOTAL REVENUES	2,067	2,067	-	(2,067)
EXPENDITURES				
Current:				
Instruction	-	-	-	-
Support Services:				
Students	-	-	-	-
Instruction	2,067	2,067	2,062	5
General administration	-	-	-	-
School administration	-	-	-	-
Central services	-	-	-	-
Operation & maintenance of plant	-	-	-	-
Student transportation	-	-	-	-
Other support services	-	-	-	-
Operation of non-instructional services:				
Community services operations	-	-	-	-
Food services operations	-	-	-	-
Capital outlay	-	-	-	-
TOTAL EXPENDITURES	2,067	2,067	2,062	5
EXCESS (DEFICIENCY) OF REVENUES OVER (UNDER) EXPENDITURES	-	-	(2,062)	2,062
DESIGNATED CASH	-	-	-	2,062
NET CHANGES IN FUND BALANCES	$ -	$ -	(2,062)	$ (2,062)
RECONCILIATION TO GAAP BASIS				
Adjustments to revenues			2,062	
Adjustments to expenditures			-	
NET CHANGES IN FUND BALANCES			$ -	

The accompanying notes are an integral part of the financial statements.

STATE OF NEW MEXICO
ALBUQUERQUE MUNICIPAL SCHOOL DISTRICT NO. 12
ALBUQUERQUE TALENT DEVELOPMENT SECONDARY CHARTER SCHOOL
2012 LIBRARY GO BOND (FUND 27107)
STATEMENT OF REVENUES, EXPENDITURES AND CHANGES IN
FUND BALANCE - BUDGET (BUDGETARY BASIS) AND ACTUAL
Year Ended June 30, 2014

	Budgeted Amounts		Actual Amounts	Variance From Final Budget
	Original	Final	(Budgetary Basis)	Positive (Negative)
REVENUES				
Local and county sources	$ -	$ -	$ -	$ -
State sources	3,170	3,170	-	(3,170)
Federal sources	-	-	-	-
Interest	-	-	-	-
TOTAL REVENUES	3,170	3,170	-	(3,170)
EXPENDITURES				
Current:				
Instruction	-	-	-	-
Support Services:				
Students	-	-	-	-
Instruction	3,170	3,170	2,989	181
General administration	-	-	-	-
School administration	-	-	-	-
Central services	-	-	-	-
Operation & maintenance of plant	-	-	-	-
Student transportation	-	-	-	-
Other support services	-	-	-	-
Operation of non-instructional services:				
Community services operations	-	-	-	-
Food services operations	-	-	-	-
Capital outlay	-	-	-	-
TOTAL EXPENDITURES	3,170	3,170	2,989	181
EXCESS (DEFICIENCY) OF REVENUES OVER (UNDER) EXPENDITURES	-	-	(2,989)	2,989
DESIGNATED CASH	-	-	-	2,989
NET CHANGES IN FUND BALANCES	$ -	$ -	(2,989)	$ (2,989)
RECONCILIATION TO GAAP BASIS				
Adjustments to revenues			2,989	
Adjustments to expenditures			-	
NET CHANGES IN FUND BALANCES			$ -	

The accompanying notes are an integral part of the financial statements.

STATE OF NEW MEXICO
ALBUQUERQUE MUNICIPAL SCHOOL DISTRICT NO. 12
ALBUQUERQUE TALENT DEVELOPMENT SECONDARY CHARTER SCHOOL
NEXT GENERATION ASSESSMENTS (FUND 27185)
STATEMENT OF REVENUES, EXPENDITURES AND CHANGES IN
FUND BALANCE - BUDGET (BUDGETARY BASIS) AND ACTUAL
Year Ended June 30, 2014

	Budgeted Amounts		Actual Amounts	Variance From Final Budget
	Original	Final	(Budgetary Basis)	Positive (Negative)
REVENUES				
Local and county sources	$ -	$ -	$ -	$ -
State sources	-	6,880	6,640	(240)
Federal sources	-	-	-	-
Interest	-	-	-	-
TOTAL REVENUES	-	6,880	6,640	(240)
EXPENDITURES				
Current:				
Instruction	-	-	-	-
Support Services:				
Students	-	-	-	-
Instruction	-	6,880	6,640	240
General administration	-	-	-	-
School administration	-	-	-	-
Central services	-	-	-	-
Operation & maintenance of plant	-	-	-	-
Student transportation	-	-	-	-
Other support services	-	-	-	-
Operation of non-instructional services:				
Community services operations	-	-	-	-
Food services operations	-	-	-	-
Capital outlay	-	-	-	-
TOTAL EXPENDITURES	-	6,880	6,640	240
EXCESS (DEFICIENCY) OF REVENUES OVER (UNDER) EXPENDITURES	-	-	-	-
DESIGNATED CASH	-	-	-	-
NET CHANGES IN FUND BALANCES	$ -	$ -	-	$ -
RECONCILIATION TO GAAP BASIS				
Adjustments to revenues			-	
Adjustments to expenditures			-	
NET CHANGES IN FUND BALANCES			$ -	

The accompanying notes are an integral part of the financial statements.

STATE OF NEW MEXICO
ALBUQUERQUE MUNICIPAL SCHOOL DISTRICT NO. 12
ALBUQUERQUE TALENT DEVELOPMENT SECONDARY CHARTER SCHOOL
PUBLIC SCHOOLS CAPITAL OUTLAY (FUND 31200)
STATEMENT OF REVENUES, EXPENDITURES AND CHANGES IN
FUND BALANCE - BUDGET (BUDGETARY BASIS) AND ACTUAL
Year Ended June 30, 2014

	Budgeted Amounts		Actual Amounts	Variance From Final Budget
	Original	Final	(Budgetary Basis)	Positive (Negative)
REVENUES				
Local and county sources	$ -	$ -	$ -	$ -
State sources	-	98,043	122,122	24,079
Federal sources	-	-	-	-
Interest	-	-	-	-
TOTAL REVENUES	-	98,043	122,122	24,079
EXPENDITURES				
Current:				
Instruction	-	-	-	-
Support Services:				
Students	-	-	-	-
Instruction	-	-	-	-
General administration	-	-	-	-
School administration	-	-	-	-
Central services	-	-	-	-
Operation & maintenance of plant	-	-	-	-
Student transportation	-	-	-	-
Other support services	-	-	-	-
Operation of non-instructional services:				
Community services operations	-	-	-	-
Food services operations	-	-	-	-
Capital outlay	-	98,043	98,043	-
TOTAL EXPENDITURES	-	98,043	98,043	-
EXCESS (DEFICIENCY) OF REVENUES OVER (UNDER) EXPENDITURES	-	-	24,079	(24,079)
DESIGNATED CASH	-	-	-	(24,079)
NET CHANGES IN FUND BALANCES	$ -	$ -	24,079	$ 24,079
RECONCILIATION TO GAAP BASIS				
Adjustments to revenues			(24,079)	
Adjustments to expenditures			-	
NET CHANGES IN FUND BALANCES			$ -	

The accompanying notes are an integral part of the financial statements.

STATE OF NEW MEXICO
ALBUQUERQUE MUNICIPAL SCHOOL DISTRICT NO. 12
ALBUQUERQUE TALENT DEVELOPMENT SECONDARY CHARTER SCHOOL
CAPITAL IMPROVEMENTS SB-9 (FUND 31700)
STATEMENT OF REVENUES, EXPENDITURES AND CHANGES IN
FUND BALANCE - BUDGET (BUDGETARY BASIS) AND ACTUAL
Year Ended June 30, 2014

	Budgeted Amounts		Actual Amounts	Variance From Final Budget
	Original	Final	(Budgetary Basis)	Positive (Negative)
REVENUES				
Local and county sources	$ 38,080	$ 38,080	$ 36,114	$ (1,966)
State sources	6,315	6,315	5	(6,310)
Federal sources	-	-	-	-
Interest	-	-	-	-
TOTAL REVENUES	44,395	44,395	36,119	(8,276)
EXPENDITURES				
Current:				
Instruction	-	-	-	-
Support Services:				
Students	-	-	-	-
Instruction	-	-	-	-
General administration	-	-	-	-
School administration	-	-	-	-
Central services	-	-	-	-
Operation & maintenance of plant	-	-	-	-
Student transportation	-	-	-	-
Other support services	-	-	-	-
Operation of non-instructional services:				
Community services operations	-	-	-	-
Food services operations	-	-	-	-
Capital outlay	44,395	44,395	42,196	2,199
TOTAL EXPENDITURES	44,395	44,395	42,196	2,199
EXCESS (DEFICIENCY) OF REVENUES OVER (UNDER) EXPENDITURES	-	-	(6,077)	6,077
DESIGNATED CASH	-	-	-	-
NET CHANGES IN FUND BALANCES	$ -	$ -	(6,077)	$ (6,077)
RECONCILIATION TO GAAP BASIS				
Adjustments to revenues			(20,220)	
Adjustments to expenditures			26,297	
NET CHANGES IN FUND BALANCES			$ -	

The accompanying notes are an integral part of the financial statements.

STATE OF NEW MEXICO
ALBUQUERQUE MUNICIPAL SCHOOL DISTRICT NO. 12
ALBUQUERQUE TALENT DEVELOPMENT SECONDARY CHARTER SCHOOL
STATEMENT OF FIDUCIARY ASSETS AND LIABILITIES
June 30, 2014

	Agency Funds
ASSETS	
Cash and cash equivalents	$ 1,332
TOTAL ASSETS	$ 1,332
LIABILITIES	
Deposits held for others	$ 1,332
TOTAL LIABILITIES	$ 1,332

The accompanying notes are an integral part of the financial statements.

STATE OF NEW MEXICO
ALBUQUERQUE MUNICIPAL SCHOOL DISTRICT NO. 12
ALBUQUERQUE TALENT DEVELOPMENT SECONDARY CHARTER SCHOOL
SCHEDULE OF CHANGES IN ASSETS AND LIABILITIES - AGENCY FUNDS
Year Ended June 30, 2014

	Balance, July 1, 2013	Additions	Deletions	Balance, June 30, 2014
ASSETS				
Cash in bank	$ 768	$ 11,612	$ (11,048)	$ 1,332
TOTAL ASSETS	$ 768	$ 11,612	$ (11,048)	$ 1,332
LIABILITIES				
Deposits held for others	$ 768	$ 11,612	$ (11,048)	$ 1,332
TOTAL ASSETS	$ 768	$ 11,612	$ (11,048)	$ 1,332

The accompanying notes are an integral part of the financial statements.

STATE OF NEW MEXICO
ALBUQUERQUE MUNICIPAL SCHOOL DISTRICT NO. 12
ALBUQUERQUE TALENT DEVELOPMENT SECONDARY CHARTER SCHOOL
SCHEDULE OF CASH AND CASH EQUIVALENTS
June 30, 2014

	NM Bank & Trust
Operating account	$ 191,505
Total on deposit	191,505
Reconciling items	(89,795)
Reconciled balance at June 30, 2014	101,710
Less activity funds	(1,332)
Balance per Exhibit A-1	$ 100,378

The accompanying notes are an integral part of the financial statements.

Schedule III

STATE OF NEW MEXICO
ALBUQUERQUE MUNICIPAL SCHOOL DISTRICT NO. 12
ALBUQUERQUE TALENT DEVELOPMENT SECONDARY CHARTER SCHOOL
CASH RECONCILIATION
June 30, 2014

	Operational Account 11000	Pupil Transportation 13000	Instructional Materials 14000	Food Services 21000	Student Activity 23000	Projects Account 24000
June 30, 2013 Cash (Book Balance)	$ 175,100	$ 4,605	$ 1,115	$ 4,308	$ -	$ -
June 30, 2013 Payroll Liabilities	(59,681)	-	-	-	-	(980)
June 30, 2013 Temporary Interfund Loans	53,224	-	-	-	-	(4,634)
June 30, 2013 Adjustments/Reconciling Differences	(132)	-	2,290	-	-	-
June 30, 2013 Cash Available to Budget	168,511	4,605	3,405	4,308	-	(5,614)
2013-2014 Revenue	1,392,351	22,596	7,208	27,961	-	144,566
2013-2014 Expenditures	(1,509,902)	(19,479)	(9,806)	(25,679)	-	(140,271)
Permanent Cash Transfers/Reversions	-	-	-	-	-	-
Adjustments	(27,616)	-	1,332	(1,332)	-	1,319
June 30, 2014 Cash Available to Budget	23,344	7,722	2,139	5,258	-	-
June 30, 2014 Payroll Liabilities	70,676	-	-	-	-	581
June 30, 2014 Temporary Interfund Loans	(29,562)	-	-	-	-	-
June 30, 2014 Adjustments/Reconciling Differences	-	-	-	-	-	-
June 30, 2014 Cash (Book Balance)	$ 64,458	$ 7,722	$ 2,139	$ 5,258	$ -	$ 581

Schedule III

STATE OF NEW MEXICO
ALBUQUERQUE MUNICIPAL SCHOOL DISTRICT NO. 12
ALBUQUERQUE TALENT DEVELOPMENT SECONDARY CHARTER SCHOOL
CASH RECONCILIATION
June 30, 2014

	Direct Account 25000	Grants Fund 26000	State Flowthrough Fund 27000	State Direct Account 28000	Local/State Account 29000	Public School Capital Outlay 31200
June 30, 2013 Cash (Book Balance)	$ -	$ -	$ -	$ -	$ -	$ -
June 30, 2013 Payroll Liabilities	-	-	-	-	-	-
June 30, 2013 Temporary Interfund Loans	-	-	-	-	-	(48,590)
June 30, 2013 Adjustments/Reconciling Differences	-	-	-	-	-	-
June 30, 2013 Cash Available to Budget	-	-	-	-	-	(48,590)
2013-2014 Revenue	-	-	6,640	-	-	122,122
2013-2014 Expenditures	-	-	(11,691)	-	-	(98,043)
Permanent Cash Transfers/Reversions	-	-	-	-	-	-
Adjustments	-	-	-	-	-	-
June 30, 2014 Cash Available to Budget	-	-	(5,051)	-	-	(24,511)
June 30, 2014 Payroll Liabilities	-	-	-	-	-	-
June 30, 2014 Temporary Interfund Loans	-	-	5,051	-	-	24,511
June 30, 2014 Adjustments/Reconciling Differences	-	-	-	-	-	-
June 30, 2014 Cash (Book Balance)	$ -	$ -	$ -	$ -	$ -	$ -

The accompanying n

STATE OF NEW MEXICO
ALBUQUERQUE MUNICIPAL SCHOOL DISTRICT NO. 12
ALBUQUERQUE TALENT DEVELOPMENT SECONDARY CHARTER SCHOOL
CASH RECONCILIATION
June 30, 2014

	Special Capital Outlay 31400	Capital Improve. HB 33 31600	Capital Improve. SB 9 31700	Total Primary Government
June 30, 2013 Cash (Book Balance)	$ -	$ -	$ -	$ 185,128
June 30, 2013 Payroll Liabilities	-	-	-	(60,661)
June 30, 2013 Temporary Interfund Loans	-	-	-	-
June 30, 2013 Adjustments/Reconciling Differences	-	-	-	2,158
June 30, 2013 Cash Available to Budget	-	-	-	126,625
2013-2014 Revenue	-	-	36,119	1,759,563
2013-2014 Expenditures	-	-	(42,196)	(1,857,067)
Permanent Cash Transfers/Reversions	-	-	-	-
Adjustments	-	-	26,297	-
June 30, 2014 Cash Available to Budget	-	-	20,220	29,121
June 30, 2014 Payroll Liabilities	-	-	-	71,257
June 30, 2014 Temporary Interfund Loans	-	-	-	-
June 30, 2014 Adjustments/Reconciling Differences	-	-	-	-
June 30, 2014 Cash (Book Balance)	$ -	$ -	$ 20,220	$ 100,378

xes are an integral part of the financial statements.

STATE OF NEW MEXICO
ALBUQUERQUE MUNICIPAL SCHOOL DISTRICT NO. 12
ALICE KING COMMUNITY SCHOOL
STATEMENT OF NET POSITION
June 30, 2014

	Governmental Activities
ASSETS	
Cash and cash equivalents	$ 259,235
Receivables, net of allowance for uncollectibles:	
Due from other governments	81,486
Prepaid expenses	-
Total current assets	340,721
NON-CURRENT ASSETS	
Capital assets:	
Building improvements	51,539
Furniture, fixtures and equipment	36,741
Less: accumulated depreciation	(23,350)
Total non-current assets	64,930
TOTAL ASSETS	$ 405,651
LIABILITIES, DEFERRED INFLOWS OF RESOURCES AND NET POSITION	
Accrued liabilities	$ 183,455
Due to other governments	-
Compensated absences	-
Total liabilities	183,455
Deferred inflows of resources	12,255
Net investment in capital assets	64,930
Restricted	11,565
Unrestricted	133,446
Total net position	209,941
TOTAL LIABILITIES, DEFERRED INFLOWS OF RESOURCES AND NET POSITION	$ 405,651

The accompanying notes are an integral part of the financial statements.

STATE OF NEW MEXICO
ALBUQUERQUE MUNICIPAL SCHOOL DISTRICT NO. 12
ALICE KING COMMUNITY SCHOOL
STATEMENT OF ACTIVITIES
Year Ended June 30, 2014

		Program Revenues			
FUNCTIONS/PROGRAMS	Expenses	Charges for Services	Operating Grants and Contributions	Capital Grants and Contributions	Net Revenues (Expenses) and Changes in Net Position
Governmental activities:					
Instruction	$ 1,456,733	$ 52,861	$ 147,419	$ -	$ (1,256,453)
Support services:					
Students	134,594	-	57,554	-	(77,040)
Instruction	2,641	-	2,641	-	-
General Administration	14,596	-	-	-	(14,596)
School Administration	250,227	-	4,754	-	(245,473)
Central Services	62,002	-	-	-	(62,002)
Operation & Maintenance of Plant	209,852	-	-	-	(209,852)
Student Transportation	-	-	-	-	-
Operating of Non-instructional Services:					
Food Services Operations	74,382	40,439	38,224	-	4,281
Community Services Operations	14,408	-	-	-	(14,408)
Facilities, Materials, Supplies and Other Services	304,481	-	238,634	-	(65,847)
TOTAL GOVERNMENTAL ACTIVITIES	$ 2,523,916	$ 93,300	$ 489,226	$ -	(1,941,390)

GENERAL REVENUES	
State Equalization Guarantee	1,851,826
Property Taxes	79,602
Total general revenues	1,931,428
Change in net position	(9,962)
Net position, beginning of year	219,903
Net position, end of year	$ 209,941

The accompanying notes are an integral part of the financial statements.

Exhibit B-1

STATE OF NEW MEXICO
ALBUQUERQUE MUNICIPAL SCHOOL DISTRICT NO. 12
ALICE KING COMMUNITY SCHOOL
BALANCE SHEET - GOVERNMENTAL FUNDS
June 30, 2014

	11000 General	14000 Instructional Materials	21000 Food Services	24106 IDEA-B Entitlement	24120 IDEA-B Risk Pool
ASSETS					
Cash and cash equivalents	$ 235,415	$ 2,109	$ 1,264	$ -	$ -
Accounts receivable:					
Due from other governments	-	-	-	6,038	59,481
Due from other funds	81,486	-	-	-	-
Prepaid expenses	-	-	-	-	-
TOTAL ASSETS	$ 316,901	$ 2,109	$ 1,264	$ 6,038	$ 59,481
LIABILITIES, DEFERRED INFLOWS OF RESOURCES AND FUND BALANCE					
Current liabilities:					
Accounts payable	$ -	$ -	$ -	$ -	$ -
Accrued liabilities	183,455	-	-	-	-
Due to other funds	-	-	-	6,038	59,481
Due to other governments	-	-	-	-	-
Total current liabilities	183,455	-	-	6,038	59,481
Deferred inflows of resources	-	-	-	-	-
Fund balances:					
Nonspendable	-	-	-	-	-
Restricted	-	2,109	1,264	-	-
Committed	-	-	-	-	-
Assigned	-	-	-	-	-
Unassigned (deficit)	133,446	-	-	-	-
Total fund balance (deficit)	133,446	2,109	1,264	-	-
TOTAL LIABILITIES, DEFERRED INFLOWS OF RESOURCES AND FUND BALANCE	$ 316,901	$ 2,109	$ 1,264	$ 6,038	$ 59,481

Exhibit B-1

STATE OF NEW MEXICO
ALBUQUERQUE MUNICIPAL SCHOOL DISTRICT NO. 12
ALICE KING COMMUNITY SCHOOL
BALANCE SHEET - GOVERNMENTAL FUNDS
June 30, 2014

	24154 Teacher/Principal Training	25152 Title XIX Medicaid	26123 PNM Foundation	26158 Direct Action for Youth Foundation
ASSETS				
Cash and cash equivalents	$ -	$ 5,913	$ -	$ 26
Accounts receivable:				
Due from other governments	13,060	-	-	-
Due from other funds	-	-	-	-
Prepaid expenses	-	-	-	-
TOTAL ASSETS	$ 13,060	$ 5,913	$ -	$ 26
LIABILITIES, DEFERRED INFLOWS OF RESOURCES AND FUND BALANCE				
Current liabilities:				
Accounts payable	$ -	$ -	$ -	$ -
Accrued liabilities	-	-	-	-
Due to other funds	13,060	-	-	-
Due to other governments	-	-	-	-
Total current liabilities	13,060	-	-	-
Deferred inflows of resources	-	-	-	-
Fund balances:				
Nonspendable	-	-	-	-
Restricted	-	5,913	-	26
Committed	-	-	-	-
Assigned	-	-	-	-
Unassigned (deficit)	-	-	-	-
Total fund balance (deficit)	-	5,913	-	26
TOTAL LIABILITIES, DEFERRED INFLOWS OF RESOURCES AND FUND BALANCE	$ 13,060	$ 5,913	$ -	$ 26

Exhibit B-1

STATE OF NEW MEXICO
ALBUQUERQUE MUNICIPAL SCHOOL DISTRICT NO. 12
ALICE KING COMMUNITY SCHOOL
BALANCE SHEET - GOVERNMENTAL FUNDS
June 30, 2014

	26216 Fuel Up To Play 60	27106 2010 Library GO Bonds	27171 2010 GO Bond Instructional	27183 NM Grown Fresh Fruits & Vegetables	27185 Next Generation Assessments
ASSETS					
Cash and cash equivalents	$ 2,253	$ -	$ -	$ -	$ -
Accounts receivable:					
Due from other governments	-	411	-	591	1,905
Due from other funds	-	-	-	-	-
Prepaid expenses	-	-	-	-	-
TOTAL ASSETS	$ 2,253	$ 411	$ -	$ 591	$ 1,905
LIABILITIES, DEFERRED INFLOWS OF RESOURCES AND FUND BALANCE					
Current liabilities:					
Accounts payable	$ -	$ -	$ -	$ -	$ -
Accrued liabilities	-	-	-	-	-
Due to other funds	-	411	-	591	1,905
Due to other governments	-	-	-	-	-
Total current liabilities	-	411	-	591	1,905
Deferred inflows of resources	-	-	-	-	-
Fund balances:					
Nonspendable	-	-	-	-	-
Restricted	2,253	-	-	-	-
Committed	-	-	-	-	-
Assigned	-	-	-	-	-
Unassigned (deficit)	-	-	-	-	-
Total fund balance (deficit)	2,253	-	-	-	-
TOTAL LIABILITIES, DEFERRED INFLOWS OF RESOURCES AND FUND BALANCE	$ 2,253	$ 411	$ -	$ 591	$ 1,905

STATE OF NEW MEXICO
ALBUQUERQUE MUNICIPAL SCHOOL DISTRICT NO. 12
ALICE KING COMMUNITY SCHOOL
BALANCE SHEET - GOVERNMENTAL FUNDS
June 30, 2014

	31200 Public School Capital Outlay	31700 SB9 Capital Improvements	Total Primary Government
ASSETS			
Cash and cash equivalents	$ -	$ 12,255	$ 259,235
Accounts receivable:			
Due from other governments	-	-	81,486
Due from other funds	-	-	81,486
Prepaid expenses	-	-	-
TOTAL ASSETS	$ -	$ 12,255	$ 422,207
LIABILITIES, DEFERRED INFLOWS OF RESOURCES AND FUND BALANCE			
Current liabilities:			
Accounts payable	$ -	$ -	$ -
Accrued liabilities	-	-	183,455
Due to other funds	-	-	81,486
Due to other governments	-	-	-
Total current liabilities	-	-	264,941
Deferred inflows of resources	-	12,255	12,255
Fund balances:			
Nonspendable	-	-	-
Restricted	-	-	11,565
Committed	-	-	-
Assigned	-	-	-
Unassigned (deficit)	-	-	133,446
Total fund balance (deficit)	-	-	145,011
TOTAL LIABILITIES, DEFERRED INFLOWS OF RESOURCES AND FUND BALANCE	$ -	$ 12,255	$ 422,207

The accompanying notes are an integral part of the financial statements.

STATE OF NEW MEXICO
ALBUQUERQUE MUNICIPAL SCHOOL DISTRICT NO. 12
ALICE KING COMMUNITY SCHOOL
RECONCILIATION OF THE BALANCE SHEET - GOVERNMENTAL FUNDS
TO THE STATEMENT OF NET POSITION
June 30, 2014

Total Fund Balance - Governmental Funds (Governmental Fund Balance Sheet)	$ 145,011
Amounts reported for governmental activities in the Statement of Net Position are different because:	
Capital assets used in governmental activities are not financial resources and, therefore, are not reported in the funds.	
The cost of capital assets is	88,280
Accumulated depreciation is	(23,350)
Total capital assets	64,930
Long-term and certain other liabilities are not due and payable in the current period and, therefore, are not reported as liabilities in the funds.	
Long-term and other liabilities at year end consist of:	
Compensated absences payable	-
Total long-term and other liabilities	-
Net position of governmental activities (Statement of Net Position)	$ 209,941

The accompanying notes are an integral part of the financial statements.

Exhibit B-3

STATE OF NEW MEXICO
ALBUQUERQUE MUNICIPAL SCHOOL DISTRICT NO. 12
ALICE KING COMMUNITY SCHOOL
STATEMENT OF REVENUES, EXPENDITURES AND CHANGES IN
FUND BALANCES - GOVERNMENTAL FUNDS
Year Ended June 30, 2014

	11000 General	14000 Instructional Materials	21000 Food Services	24106 IDEA-B Entitlement	24120 IDEA-B Risk Pool
REVENUES					
Property taxes	$ -	$ -	$ -	$ -	$ -
Local and county sources	52,861	-	40,439	-	-
State sources	1,851,826	19,392	-	-	-
Federal sources	-	-	37,633	43,129	111,843
Interest	-	-	-	-	-
Total revenues	1,904,687	19,392	78,072	43,129	111,843
EXPENDITURES					
Current:					
Instruction	1,305,876	22,808	-	-	103,742
Support services:					
Students	78,184	-	-	43,129	8,101
Instruction	-	-	-	-	-
General administration	14,596	-	-	-	-
School administration	250,473	-	-	-	-
Central services	62,002	-	-	-	-
Operation & maintenance of plant	206,661	-	-	-	-
Student transportation	-	-	-	-	-
Other support services	-	-	-	-	-
Operation of non-instructional services:					
Community services operations	14,408	-	-	-	-
Food services operations	-	-	73,791	-	-
Capital outlay	-	-	-	-	-
Total expenditures	1,932,200	22,808	73,791	43,129	111,843
Excess (deficiency) of revenues over (under) expenditures	(27,513)	(3,416)	4,281	-	-
Other financing sources (uses):					
Other financing uses	-	-	-	-	-
Total other financing sources (uses)	-	-	-	-	-
NET CHANGES IN FUND BALANCES	(27,513)	(3,416)	4,281	-	-
FUND BALANCES, BEGINNING OF YEAR	160,959	5,525	(3,017)	-	-
FUND BALANCES, END OF YEAR	$ 133,446	$ 2,109	$ 1,264	$ -	$ -

Exhibit B-3

STATE OF NEW MEXICO
ALBUQUERQUE MUNICIPAL SCHOOL DISTRICT NO. 12
ALICE KING COMMUNITY SCHOOL
STATEMENT OF REVENUES, EXPENDITURES AND CHANGES IN
FUND BALANCES - GOVERNMENTAL FUNDS
Year Ended June 30, 2014

	24154 Teacher/Principal Training	25152 Title XIX Medicaid	26123 PNM Foundation	26158 Direct Action for Youth Foundation
REVENUES				
Property taxes	$ -	$ -	$ -	$ -
Local and county sources	-	-	-	-
State sources	-	-	-	-
Federal sources	20,619	2,549	-	-
Interest	-	-	-	-
Total revenues	20,619	2,549	-	-
EXPENDITURES				
Current:				
Instruction	15,540	-	22	-
Support services:				
Students	-	721	-	2,937
Instruction	325	-	-	-
General administration	-	-	-	-
School administration	4,754	-	-	-
Central services	-	-	-	-
Operation & maintenance of plant	-	-	-	-
Student transportation	-	-	-	-
Other support services	-	-	-	-
Operation of non-instructional services:				
Community services operations	-	-	-	-
Food services operations	-	-	-	-
Capital outlay	-	-	-	-
Total expenditures	20,619	721	22	2,937
Excess (deficiency) of revenues over (under) expenditures	-	1,828	(22)	(2,937)
Other financing sources (uses):				
Other financing uses	-	-	-	-
Total other financing sources (uses)	-	-	-	-
NET CHANGES IN FUND BALANCES	-	1,828	(22)	(2,937)
FUND BALANCES, BEGINNING OF YEAR	-	4,085	22	2,963
FUND BALANCES, END OF YEAR	$ -	$ 5,913	$ -	$ 26

Exhibit B-3

STATE OF NEW MEXICO
ALBUQUERQUE MUNICIPAL SCHOOL DISTRICT NO. 12
ALICE KING COMMUNITY SCHOOL
STATEMENT OF REVENUES, EXPENDITURES AND CHANGES IN
FUND BALANCES - GOVERNMENTAL FUNDS
Year Ended June 30, 2014

	26216 Fuel Up To Play 60	27106 2010 Library GO Bonds	27171 2010 GO Bond Instructional	27183 NM Grown Fresh Fruits & Vegetables	27185 Next Generation Assessments
REVENUES					
Property taxes	$ -	$ -	$ -	$ -	$ -
Local and county sources	-	-	-	-	-
State sources	3,775	411	8,745	591	1,905
Federal sources	-	-	-	-	-
Interest	-	-	-	-	-
Total revenues	3,775	411	8,745	591	1,905
EXPENDITURES					
Current:					
Instruction	-	-	8,745	-	-
Support services:					
Students	1,522	-	-	-	-
Instruction	-	411	-	-	1,905
General administration	-	-	-	-	-
School administration	-	-	-	-	-
Central services	-	-	-	-	-
Operation & maintenance of plant	-	-	-	-	-
Student transportation	-	-	-	-	-
Other support services	-	-	-	-	-
Operation of non-instructional services:					
Community services operations	-	-	-	-	-
Food services operations	-	-	-	591	-
Capital outlay	-	-	-	-	-
Total expenditures	1,522	411	8,745	591	1,905
Excess (deficiency) of revenues over (under) expenditures	2,253	-	-	-	-
Other financing sources (uses):					
Other financing uses	-	-	-	-	-
Total other financing sources (uses)	-	-	-	-	-
NET CHANGES IN FUND BALANCES	2,253	-	-	-	-
FUND BALANCES, BEGINNING OF YEAR	-	-	-	-	-
FUND BALANCES, END OF YEAR	$ 2,253	$ -	$ -	$ -	$ -

Exhibit B-3

STATE OF NEW MEXICO
ALBUQUERQUE MUNICIPAL SCHOOL DISTRICT NO. 12
ALICE KING COMMUNITY SCHOOL
STATEMENT OF REVENUES, EXPENDITURES AND CHANGES IN
FUND BALANCES - GOVERNMENTAL FUNDS
Year Ended June 30, 2014

	31200 Public School Capital Outlay	31700 SB9 Capital Improvements	Total Primary Government
REVENUES			
Property taxes	$ -	$ 79,602	$ 79,602
Local and county sources	-	-	93,300
State sources	238,634	-	2,125,279
Federal sources	-	-	215,773
Interest	-	-	-
Total revenues	238,634	79,602	2,513,954
EXPENDITURES			
Current:			
Instruction	-	-	1,456,733
Support services:			
Students	-	-	134,594
Instruction	-	-	2,641
General administration	-	-	14,596
School administration	-	-	255,227
Central services	-	-	62,002
Operation & maintenance of plant	-	-	206,661
Student transportation	-	-	-
Other support services	-	-	-
Operation of non-instructional services:			
Community services operations	-	-	14,408
Food services operations	-	-	74,382
Capital outlay	238,634	79,602	318,236
Total expenditures	238,634	79,602	2,539,480
Excess (deficiency) of revenues over (under) expenditures	-	-	(25,526)
Other financing sources (uses):			
Other financing uses	-	-	-
Total other financing sources (uses)	-	-	-
NET CHANGES IN FUND BALANCES	-	-	(25,526)
FUND BALANCES, BEGINNING OF YEAR	-	-	170,537
FUND BALANCES, END OF YEAR	$ -	$ -	$ 145,011

The accompanying notes are an integral part of the financial statements.

STATE OF NEW MEXICO
ALBUQUERQUE MUNICIPAL SCHOOL DISTRICT NO. 12
ALICE KING COMMUNITY SCHOOL
RECONCILIATION OF THE STATEMENT OF REVENUES, EXPENDITURES, AND CHANGES IN FUND BALANCES - GOVERNMENTAL FUNDS TO THE STATEMENT OF ACTIVITIES
Year Ended June 30, 2014

Net Changes in Fund Balances - Total Governmental Funds (Statement of Revenues, Expenditures, and Changes in Fund Balances)	$ (25,526)
Amounts reported for governmental activities in the Statement of Activities are different because:	
In the Statement of Activities, certain operating expenses - compensated absences (sick and annual leave) are measured by the amounts earned during the year. In the Governmental Funds, however, expenditures for these items are measured by the amounts of financial resources used (essentially, the amounts actually paid).	
The decrease in compensated absences for the fiscal year was:	5,000
Governmental Funds report capital outlays as expenditures. However, in the Statement of Activities, the cost of those assets is allocated over their estimated useful lives and reported as depreciation expense. In the current period, these amounts were:	
Capital outlay	15,756
Depreciation expense	(5,192)
Excess of depreciation expense over capital outlay	10,564
Loss/Adjustments on disposal of assets	-
Change in net position of governmental activities (Statement of Activities)	$ (9,962)

The accompanying notes are an integral part of the financial statements.

STATE OF NEW MEXICO
ALBUQUERQUE MUNICIPAL SCHOOL DISTRICT NO. 12
ALICE KING COMMUNITY SCHOOL
GENERAL FUND (FUND 11000)
STATEMENT OF REVENUES, EXPENDITURES AND CHANGES IN
FUND BALANCE - BUDGET (BUDGETARY BASIS) AND ACTUAL
Year Ended June 30, 2014

	Budgeted Amounts		Actual Amounts	Variance From Final Budget
	Original	Final	(Budgetary Basis)	Positive (Negative)
REVENUES				
Local and county sources	$ -	$ 41,474	$ 52,861	$ 11,387
State sources	1,851,826	1,851,826	1,851,826	-
Federal sources	-	-	-	-
Interest	-	-	-	-
TOTAL REVENUES	1,851,826	1,893,300	1,904,687	11,387
EXPENDITURES				
Current:				
Instruction	1,286,664	1,387,897	1,305,876	82,021
Support Services:				
Students	103,983	103,983	78,184	25,799
Instruction	-	-	-	-
General administration	16,500	16,500	14,596	1,904
School administration	228,236	249,936	250,473	(537)
Central services	65,000	65,000	62,002	2,998
Operation & maintenance of plant	212,068	213,068	206,661	6,407
Student transportation	-	-	-	-
Other support services	-	-	-	-
Operation of non-instructional services				
Community services operations	14,375	17,875	14,408	3,467
Food services operations	-	-	-	-
Capital outlay	-	-	-	-
TOTAL EXPENDITURES	1,926,826	2,054,259	1,932,200	122,059
EXCESS (DEFICIENCY) OF REVENUES OVER (UNDER) EXPENDITURES	(75,000)	(160,959)	(27,513)	(133,446)
DESIGNATED CASH	75,000	160,959	-	(160,959)
NET CHANGES IN FUND BALANCES	$ -	$ -	(27,513)	$ (27,513)
RECONCILIATION TO GAAP BASIS				
Adjustments to revenues			-	
Adjustments to expenditures			-	
NET CHANGES IN FUND BALANCES			$ (27,513)	

The accompanying notes are an integral part of the financial statements.

STATE OF NEW MEXICO
ALBUQUERQUE MUNICIPAL SCHOOL DISTRICT NO. 12
ALICE KING COMMUNITY SCHOOL
INSTRUCTIONAL MATERIAL (FUND 14000)
STATEMENT OF REVENUES, EXPENDITURES AND CHANGES IN
FUND BALANCE - BUDGET (BUDGETARY BASIS) AND ACTUAL
Year Ended June 30, 2014

	Budgeted Amounts		Actual Amounts	Variance From Final Budget
	Original	Final	(Budgetary Basis)	Positive (Negative)
REVENUES				
Local and county sources	$ -	$ -	$ -	$ -
State sources	17,430	22,376	24,338	1,962
Federal sources	-	-	-	-
Interest	-	-	-	-
TOTAL REVENUES	17,430	22,376	24,338	1,962
EXPENDITURES				
Current:				
Instruction	17,430	22,955	22,808	147
Support Services:				
Students	-	-	-	-
Instruction	-	-	-	-
General administration	-	-	-	-
School administration	-	-	-	-
Central services	-	-	-	-
Operation & maintenance of plant	-	-	-	-
Student transportation	-	-	-	-
Other support services	-	-	-	-
Operation of non-instructional services				
Community services operations	-	-	-	-
Food services operations	-	-	-	-
Capital outlay	-	-	-	-
TOTAL EXPENDITURES	17,430	22,955	22,808	147
EXCESS (DEFICIENCY) OF REVENUES OVER (UNDER) EXPENDITURES	-	(579)	1,530	(2,109)
DESIGNATED CASH	-	579	-	(579)
NET CHANGES IN FUND BALANCES	$ -	$ -	1,530	$ 1,530
RECONCILIATION TO GAAP BASIS				
Adjustments to revenues			(4,946)	
Adjustments to expenditures			-	
NET CHANGES IN FUND BALANCES			$ (3,416)	

The accompanying notes are an integral part of the financial statements.

STATE OF NEW MEXICO
ALBUQUERQUE MUNICIPAL SCHOOL DISTRICT NO. 12
ALICE KING COMMUNITY SCHOOL
FOOD SERVICES FUND (FUND 21000)
STATEMENT OF REVENUES, EXPENDITURES AND CHANGES IN
FUND BALANCE - BUDGET (BUDGETARY BASIS) AND ACTUAL
Year Ended June 30, 2014

	Budgeted Amounts		Actual Amounts	Variance From Final Budget
	Original	Final	(Budgetary Basis)	Positive (Negative)
REVENUES				
Local and county sources	$ 20,000	$ 20,000	$ 40,439	$ 20,439
State sources	15,000	49,000	30,109	(18,891)
Federal sources	-	-	7,524	7,524
Interest	-	-	-	-
TOTAL REVENUES	35,000	69,000	78,072	9,072
EXPENDITURES				
Current:				
Instruction	-	-	-	-
Support Services:				
Students	-	-	-	-
Instruction	-	-	-	-
General administration	-	-	-	-
School administration	-	-	-	-
Central services	-	-	-	-
Operation & maintenance of plant	-	-	-	-
Student transportation	-	-	-	-
Other support services	-	-	-	-
Operation of non-instructional services				
Community services operations	-	-	-	-
Food services operations	35,000	69,000	73,791	(4,791)
Capital outlay	-	-	-	-
TOTAL EXPENDITURES	35,000	69,000	73,791	(4,791)
EXCESS (DEFICIENCY) OF REVENUES OVER (UNDER) EXPENDITURES	-	-	4,281	(4,281)
DESIGNATED CASH	-	-	-	-
NET CHANGES IN FUND BALANCES	$ -	$ -	4,281	$ 4,281
RECONCILIATION TO GAAP BASIS				
Adjustments to revenues			-	
Adjustments to expenditures			-	
NET CHANGES IN FUND BALANCES			$ 4,281	

The accompanying notes are an integral part of the financial statements.

STATE OF NEW MEXICO
ALBUQUERQUE MUNICIPAL SCHOOL DISTRICT NO. 12
ALICE KING COMMUNITY SCHOOL
IDEA-B ENTITLEMENT (FUND 24106)
STATEMENT OF REVENUES, EXPENDITURES AND CHANGES IN
FUND BALANCE - BUDGET (BUDGETARY BASIS) AND ACTUAL
Year Ended June 30, 2014

	Budgeted Amounts		Actual Amounts	Variance From Final Budget
	Original	Final	(Budgetary Basis)	Positive (Negative)
REVENUES				
Local and county sources	$ -	$ -	$ -	$ -
State sources	-	-	-	-
Federal sources	-	43,129	37,091	(6,038)
Interest	-	-	-	-
TOTAL REVENUES	-	43,129	37,091	(6,038)
EXPENDITURES				
Current:				
Instruction	-	-	-	-
Support Services:				
Students	-	43,129	43,129	-
Instruction	-	-	-	-
General administration	-	-	-	-
School administration	-	-	-	-
Central services	-	-	-	-
Operation & maintenance of plant	-	-	-	-
Student transportation	-	-	-	-
Other support services	-	-	-	-
Operation of non-instructional services				
Community services operations	-	-	-	-
Food services operations	-	-	-	-
Capital outlay	-	-	-	-
TOTAL EXPENDITURES	-	43,129	43,129	-
EXCESS (DEFICIENCY) OF REVENUES OVER (UNDER) EXPENDITURES	-	-	(6,038)	6,038
DESIGNATED CASH	-	-	-	-
NET CHANGES IN FUND BALANCES	$ -	$ -	(6,038)	$ (6,038)
RECONCILIATION TO GAAP BASIS				
Adjustments to revenues			6,038	
Adjustments to expenditures			-	
NET CHANGES IN FUND BALANCES			$ -	

The accompanying notes are an integral part of the financial statements.

STATE OF NEW MEXICO
ALBUQUERQUE MUNICIPAL SCHOOL DISTRICT NO. 12
ALICE KING COMMUNITY SCHOOL
IDEA-B RISK POOL (FUND 24120)
STATEMENT OF REVENUES, EXPENDITURES AND CHANGES IN
FUND BALANCE - BUDGET (BUDGETARY BASIS) AND ACTUAL
Year Ended June 30, 2014

	Budgeted Amounts		Actual Amounts	Variance From Final Budget
	Original	Final	(Budgetary Basis)	Positive (Negative)
REVENUES				
Local and county sources	$ -	$ -	$ -	$ -
State sources	-	-	-	-
Federal sources	-	111,843	57,503	(54,340)
Interest	-	-	-	-
TOTAL REVENUES	-	111,843	57,503	(54,340)
EXPENDITURES				
Current:				
Instruction	-	103,742	103,742	-
Support Services:				
Students	-	8,101	8,101	-
Instruction	-	-	-	-
General administration	-	-	-	-
School administration	-	-	-	-
Central services	-	-	-	-
Operation & maintenance of plant	-	-	-	-
Student transportation	-	-	-	-
Other support services	-	-	-	-
Operation of non-instructional services				
Community services operations	-	-	-	-
Food services operations	-	-	-	-
Capital outlay	-	-	-	-
TOTAL EXPENDITURES	-	111,843	111,843	-
EXCESS (DEFICIENCY) OF REVENUES OVER (UNDER) EXPENDITURES	-	-	(54,340)	54,340
DESIGNATED CASH	-	-	-	-
NET CHANGES IN FUND BALANCES	$ -	$ -	(54,340)	$ (54,340)
RECONCILIATION TO GAAP BASIS				
Adjustments to revenues			54,340	
Adjustments to expenditures			-	
NET CHANGES IN FUND BALANCES			$ -	

The accompanying notes are an integral part of the financial statements.

STATE OF NEW MEXICO
ALBUQUERQUE MUNICIPAL SCHOOL DISTRICT NO. 12
ALICE KING COMMUNITY SCHOOL
TEACHER/PRINCIPAL TRAINING (FUND 24154)
STATEMENT OF REVENUES, EXPENDITURES AND CHANGES IN
FUND BALANCE - BUDGET (BUDGETARY BASIS) AND ACTUAL
Year Ended June 30, 2014

	Budgeted Amounts		Actual Amounts	Variance From Final Budget
	Original	Final	(Budgetary Basis)	Positive (Negative)
REVENUES				
Local and county sources	$ -	$ -	$ -	$ -
State sources	-	-	-	-
Federal sources	14,783	20,619	25,108	4,489
Interest	-	-	-	-
TOTAL REVENUES	14,783	20,619	25,108	4,489
EXPENDITURES				
Current:				
Instruction	14,783	15,540	15,540	-
Support Services:				
Students	-	-	-	-
Instruction	-	325	325	-
General administration	-	-	-	-
School administration	-	4,754	4,754	-
Central services	-	-	-	-
Operation & maintenance of plant	-	-	-	-
Student transportation	-	-	-	-
Other support services	-	-	-	-
Operation of non-instructional services				
Community services operations	-	-	-	-
Food services operations	-	-	-	-
Capital outlay	-	-	-	-
TOTAL EXPENDITURES	14,783	20,619	20,619	-
EXCESS (DEFICIENCY) OF REVENUES OVER (UNDER) EXPENDITURES	-	-	4,489	(4,489)
DESIGNATED CASH	-	-	-	-
NET CHANGES IN FUND BALANCES	$ -	$ -	4,489	$ 4,489
RECONCILIATION TO GAAP BASIS				
Adjustments to revenues			(4,489)	
Adjustments to expenditures			-	
NET CHANGES IN FUND BALANCES			$ -	

The accompanying notes are an integral part of the financial statements.

STATE OF NEW MEXICO
ALBUQUERQUE MUNICIPAL SCHOOL DISTRICT NO. 12
ALICE KING COMMUNITY SCHOOL
TITLE XIX MEDICAID (FUND 25152)
STATEMENT OF REVENUES, EXPENDITURES AND CHANGES IN
FUND BALANCE - BUDGET (BUDGETARY BASIS) AND ACTUAL
Year Ended June 30, 2014

	Budgeted Amounts		Actual Amounts	Variance From Final Budget
	Original	Final	(Budgetary Basis)	Positive (Negative)
REVENUES				
Local and county sources	$ -	$ -	$ -	$ -
State sources	-	-	-	-
Federal sources	-	1,435	2,549	1,114
Interest	-	-	-	-
TOTAL REVENUES	-	1,435	2,549	1,114
EXPENDITURES				
Current:				
Instruction	-	-	-	-
Support Services:				
Students	4,000	5,520	721	4,799
Instruction	-	-	-	-
General administration	-	-	-	-
School administration	-	-	-	-
Central services	-	-	-	-
Operation & maintenance of plant	-	-	-	-
Student transportation	-	-	-	-
Other support services	-	-	-	-
Operation of non-instructional services				
Community services operations	-	-	-	-
Food services operations	-	-	-	-
Capital outlay	-	-	-	-
TOTAL EXPENDITURES	4,000	5,520	721	4,799
EXCESS (DEFICIENCY) OF REVENUES OVER (UNDER) EXPENDITURES	(4,000)	(4,085)	1,828	(5,913)
DESIGNATED CASH	4,000	4,085	-	(4,085)
NET CHANGES IN FUND BALANCES	$ -	$ -	1,828	$ 1,828
RECONCILIATION TO GAAP BASIS				
Adjustments to revenues			-	
Adjustments to expenditures			-	
NET CHANGES IN FUND BALANCES			$ 1,828	

The accompanying notes are an integral part of the financial statements.

STATE OF NEW MEXICO
ALBUQUERQUE MUNICIPAL SCHOOL DISTRICT NO. 12
ALICE KING COMMUNITY SCHOOL
PNM FOUNDATION (FUND 26123)
STATEMENT OF REVENUES, EXPENDITURES AND CHANGES IN
FUND BALANCE - BUDGET (BUDGETARY BASIS) AND ACTUAL
Year Ended June 30, 2014

	Budgeted Amounts		Actual Amounts	Variance From Final Budget
	Original	Final	(Budgetary Basis)	Positive (Negative)
REVENUES				
Local and county sources	$ -	$ -	$ -	$ -
State sources	-	-	-	-
Federal sources	-	-	-	-
Interest	-	-	-	-
TOTAL REVENUES	-	-	-	-
EXPENDITURES				
Current:				
Instruction	-	22	22	-
Support Services:				
Students	-	-	-	-
Instruction	-	-	-	-
General administration	-	-	-	-
School administration	-	-	-	-
Central services	-	-	-	-
Operation & maintenance of plant	-	-	-	-
Student transportation	-	-	-	-
Other support services	-	-	-	-
Operation of non-instructional services				
Community services operations	-	-	-	-
Food services operations	-	-	-	-
Capital outlay	-	-	-	-
TOTAL EXPENDITURES	-	22	22	-
EXCESS (DEFICIENCY) OF REVENUES OVER (UNDER) EXPENDITURES	-	(22)	(22)	-
DESIGNATED CASH	-	22	-	(22)
NET CHANGES IN FUND BALANCES	$ -	$ -	(22)	$ (22)
RECONCILIATION TO GAAP BASIS				
Adjustments to revenues			-	
Adjustments to expenditures			-	
NET CHANGES IN FUND BALANCES			$ (22)	

The accompanying notes are an integral part of the financial statements.

STATE OF NEW MEXICO
ALBUQUERQUE MUNICIPAL SCHOOL DISTRICT NO. 12
ALICE KING COMMUNITY SCHOOL
DIRECT ACTION FOR YOUTH FOUNDATION (FUND 26158)
STATEMENT OF REVENUES, EXPENDITURES AND CHANGES IN
FUND BALANCE - BUDGET (BUDGETARY BASIS) AND ACTUAL
Year Ended June 30, 2014

	Budgeted Amounts		Actual Amounts	Variance From Final Budget
	Original	Final	(Budgetary Basis)	Positive (Negative)
REVENUES				
Local and county sources	$ -	$ -	$ -	$ -
State sources	-	-	-	-
Federal sources	-	-	-	-
Interest	-	-	-	-
TOTAL REVENUES	-	-	-	-
EXPENDITURES				
Current:				
Instruction	-	-	-	-
Support Services:				
Students	-	2,963	2,937	26
Instruction	-	-	-	-
General administration	-	-	-	-
School administration	-	-	-	-
Central services	-	-	-	-
Operation & maintenance of plant	-	-	-	-
Student transportation	-	-	-	-
Other support services	-	-	-	-
Operation of non-instructional services				
Community services operations	-	-	-	-
Food services operations	-	-	-	-
Capital outlay	-	-	-	-
TOTAL EXPENDITURES	-	2,963	2,937	26
EXCESS (DEFICIENCY) OF REVENUES OVER (UNDER) EXPENDITURES	-	(2,963)	(2,937)	(26)
DESIGNATED CASH	-	2,963	-	(2,963)
NET CHANGES IN FUND BALANCES	$ -	$ -	(2,937)	$ (2,937)
RECONCILIATION TO GAAP BASIS				
Adjustments to revenues			-	
Adjustments to expenditures			-	
NET CHANGES IN FUND BALANCES			$ (2,937)	

The accompanying notes are an integral part of the financial statements.

STATE OF NEW MEXICO
ALBUQUERQUE MUNICIPAL SCHOOL DISTRICT NO. 12
ALICE KING COMMUNITY SCHOOL
FUEL UP TO PLAY 60 (FUND 26216)
STATEMENT OF REVENUES, EXPENDITURES AND CHANGES IN
FUND BALANCE - BUDGET (BUDGETARY BASIS) AND ACTUAL
Year Ended June 30, 2014

	Budgeted Amounts		Actual Amounts	Variance From Final Budget
	Original	Final	(Budgetary Basis)	Positive (Negative)
REVENUES				
Local and county sources	$ -	$ 3,775	$ 3,775	$ -
State sources	-	-	-	-
Federal sources	-	-	-	-
Interest	-	-	-	-
TOTAL REVENUES	-	3,775	3,775	-
EXPENDITURES				
Current:				
Instruction	-	-	-	-
Support Services:				
Students	-	3,775	1,522	2,253
Instruction	-	-	-	-
General administration	-	-	-	-
School administration	-	-	-	-
Central services	-	-	-	-
Operation & maintenance of plant	-	-	-	-
Student transportation	-	-	-	-
Other support services	-	-	-	-
Operation of non-instructional services				
Community services operations	-	-	-	-
Food services operations	-	-	-	-
Capital outlay	-	-	-	-
TOTAL EXPENDITURES	-	3,775	1,522	2,253
EXCESS (DEFICIENCY) OF REVENUES OVER (UNDER) EXPENDITURES	-	-	2,253	(2,253)
DESIGNATED CASH	-	-	-	-
NET CHANGES IN FUND BALANCES	$ -	$ -	2,253	$ 2,253
RECONCILIATION TO GAAP BASIS				
Adjustments to revenues			-	
Adjustments to expenditures			-	
NET CHANGES IN FUND BALANCES			$ 2,253	

The accompanying notes are an integral part of the financial statements.

STATE OF NEW MEXICO
ALBUQUERQUE MUNICIPAL SCHOOL DISTRICT NO. 12
ALICE KING COMMUNITY SCHOOL
2010 LIBRARY GO BONDS (FUND 27106)
STATEMENT OF REVENUES, EXPENDITURES AND CHANGES IN
FUND BALANCE - BUDGET (BUDGETARY BASIS) AND ACTUAL
Year Ended June 30, 2014

	Budgeted Amounts		Actual Amounts	Variance From Final Budget
	Original	Final	(Budgetary Basis)	Positive (Negative)
REVENUES				
Local and county sources	$ -	$ -	$ -	$ -
State sources	423	423	-	(423)
Federal sources	-	-	-	-
Interest	-	-	-	-
TOTAL REVENUES	423	423	-	(423)
EXPENDITURES				
Current:				
Instruction	-	-	-	-
Support Services:				
Students	-	-	-	-
Instruction	423	423	411	12
General administration	-	-	-	-
School administration	-	-	-	-
Central services	-	-	-	-
Operation & maintenance of plant	-	-	-	-
Student transportation	-	-	-	-
Other support services	-	-	-	-
Operation of non-instructional services				
Community services operations	-	-	-	-
Food services operations	-	-	-	-
Capital outlay	-	-	-	-
TOTAL EXPENDITURES	423	423	411	12
EXCESS (DEFICIENCY) OF REVENUES OVER (UNDER) EXPENDITURES	-	-	(411)	411
DESIGNATED CASH	-	-	-	-
NET CHANGES IN FUND BALANCES	$ -	$ -	(411)	$ (411)
RECONCILIATION TO GAAP BASIS				
Adjustments to revenues			411	
Adjustments to expenditures			-	
NET CHANGES IN FUND BALANCES			$ -	

The accompanying notes are an integral part of the financial statements.

STATE OF NEW MEXICO
ALBUQUERQUE MUNICIPAL SCHOOL DISTRICT NO. 12
ALICE KING COMMUNITY SCHOOL
2010 GO BOND INSTRUCTION (FUND 27171)
STATEMENT OF REVENUES, EXPENDITURES AND CHANGES IN
FUND BALANCE - BUDGET (BUDGETARY BASIS) AND ACTUAL
Year Ended June 30, 2014

	Budgeted Amounts		Actual Amounts	Variance From Final Budget
	Original	Final	(Budgetary Basis)	Positive (Negative)
REVENUES				
Local and county sources	$ -	$ -	$ 9,711	$ 9,711
State sources	-	8,745	8,745	-
Federal sources	-	-	-	-
Interest	-	-	-	-
TOTAL REVENUES	-	8,745	18,456	9,711
EXPENDITURES				
Current:				
Instruction	-	8,745	8,745	-
Support Services:				
Students	-	-	-	-
Instruction	-	-	-	-
General administration	-	-	-	-
School administration	-	-	-	-
Central services	-	-	-	-
Operation & maintenance of plant	-	-	-	-
Student transportation	-	-	-	-
Other support services	-	-	-	-
Operation of non-instructional services				
Community services operations	-	-	-	-
Food services operations	-	-	-	-
Capital outlay	-	-	-	-
TOTAL EXPENDITURES	-	8,745	8,745	-
EXCESS (DEFICIENCY) OF REVENUES OVER (UNDER) EXPENDITURES	-	-	9,711	(9,711)
DESIGNATED CASH	-	-	-	-
NET CHANGES IN FUND BALANCES	$ -	$ -	9,711	$ 9,711
RECONCILIATION TO GAAP BASIS				
Adjustments to revenues			(9,711)	
Adjustments to expenditures			-	
NET CHANGES IN FUND BALANCES			$ -	

The accompanying notes are an integral part of the financial statements.

STATE OF NEW MEXICO
ALBUQUERQUE MUNICIPAL SCHOOL DISTRICT NO. 12
ALICE KING COMMUNITY SCHOOL
NM GROWN FRESH FRUITS & VEGETABLES (FUND 27183)
STATEMENT OF REVENUES, EXPENDITURES AND CHANGES IN
FUND BALANCE - BUDGET (BUDGETARY BASIS) AND ACTUAL
Year Ended June 30, 2014

	Budgeted Amounts		Actual Amounts	Variance From Final Budget
	Original	Final	(Budgetary Basis)	Positive (Negative)
REVENUES				
Local and county sources	$ -	$ -	$ -	$ -
State sources	-	591	-	(591)
Federal sources	-	-	-	-
Interest	-	-	-	-
TOTAL REVENUES	-	591	-	(591)
EXPENDITURES				
Current:				
Instruction	-	-	-	-
Support Services:				
Students	-	-	-	-
Instruction	-	-	-	-
General administration	-	-	-	-
School administration	-	-	-	-
Central services	-	-	-	-
Operation & maintenance of plant	-	-	-	-
Student transportation	-	-	-	-
Other support services	-	-	-	-
Operation of non-instructional services				
Community services operations	-	-	-	-
Food services operations	-	591	591	-
Capital outlay	-	-	-	-
TOTAL EXPENDITURES	-	591	591	-
EXCESS (DEFICIENCY) OF REVENUES OVER (UNDER) EXPENDITURES	-	-	(591)	591
DESIGNATED CASH	-	-	-	-
NET CHANGES IN FUND BALANCES	$ -	$ -	(591)	$ (591)
RECONCILIATION TO GAAP BASIS				
Adjustments to revenues			591	
Adjustments to expenditures			-	
NET CHANGES IN FUND BALANCES			$ -	

The accompanying notes are an integral part of the financial statements.

STATE OF NEW MEXICO
ALBUQUERQUE MUNICIPAL SCHOOL DISTRICT NO. 12
ALICE KING COMMUNITY SCHOOL
NEXT GENERATION ASSESSMENTS (FUND 27185)
STATEMENT OF REVENUES, EXPENDITURES AND CHANGES IN
FUND BALANCE - BUDGET (BUDGETARY BASIS) AND ACTUAL
Year Ended June 30, 2014

	Budgeted Amounts		Actual Amounts	Variance From Final Budget
	Original	Final	(Budgetary Basis)	Positive (Negative)
REVENUES				
Local and county sources	$ -	$ -	$ -	$ -
State sources	-	1,905	-	(1,905)
Federal sources	-	-	-	-
Interest	-	-	-	-
TOTAL REVENUES	-	1,905	-	(1,905)
EXPENDITURES				
Current:				
Instruction	-	-	-	-
Support Services:				
Students	-	-	-	-
Instruction	-	1,905	1,905	-
General administration	-	-	-	-
School administration	-	-	-	-
Central services	-	-	-	-
Operation & maintenance of plant	-	-	-	-
Student transportation	-	-	-	-
Other support services	-	-	-	-
Operation of non-instructional services				
Community services operations	-	-	-	-
Food services operations	-	-	-	-
Capital outlay	-	-	-	-
TOTAL EXPENDITURES	-	1,905	1,905	-
EXCESS (DEFICIENCY) OF REVENUES OVER (UNDER) EXPENDITURES	-	-	(1,905)	1,905
DESIGNATED CASH	-	-	-	-
NET CHANGES IN FUND BALANCES	$ -	$ -	(1,905)	$ (1,905)
RECONCILIATION TO GAAP BASIS				
Adjustments to revenues			1,905	
Adjustments to expenditures			-	
NET CHANGES IN FUND BALANCES			$ -	

The accompanying notes are an integral part of the financial statements.

STATE OF NEW MEXICO
ALBUQUERQUE MUNICIPAL SCHOOL DISTRICT NO. 12
ALICE KING COMMUNITY SCHOOL
PUBLIC SCHOOL CAPITAL OUTLAY (FUND 31200)
STATEMENT OF REVENUES, EXPENDITURES AND CHANGES IN
FUND BALANCE - BUDGET (BUDGETARY BASIS) AND ACTUAL
Year Ended June 30, 2014

	Budgeted Amounts		Actual Amounts	Variance From Final Budget
	Original	Final	(Budgetary Basis)	Positive (Negative)
REVENUES				
Local and county sources	$ -	$ -	$ -	$ -
State sources	-	238,634	253,301	14,667
Federal sources	-	-	-	-
Interest	-	-	-	-
TOTAL REVENUES	-	238,634	253,301	14,667
EXPENDITURES				
Current:				
Instruction	-	-	-	-
Support Services:				
Students	-	-	-	-
Instruction	-	-	-	-
General administration	-	-	-	-
School administration	-	-	-	-
Central services	-	-	-	-
Operation & maintenance of plant	-	-	-	-
Student transportation	-	-	-	-
Other support services	-	-	-	-
Operation of non-instructional services				
Community services operations	-	-	-	-
Food services operations	-	-	-	-
Capital outlay	-	238,634	238,634	-
TOTAL EXPENDITURES	-	238,634	238,634	-
EXCESS (DEFICIENCY) OF REVENUES OVER (UNDER) EXPENDITURES	-	-	14,667	(14,667)
DESIGNATED CASH	-	-	-	-
NET CHANGES IN FUND BALANCES	$ -	$ -	14,667	$ 14,667
RECONCILIATION TO GAAP BASIS				
Adjustments to revenues			(14,667)	
Adjustments to expenditures			-	
NET CHANGES IN FUND BALANCES			$ -	

The accompanying notes are an integral part of the financial statements.

STATE OF NEW MEXICO
ALBUQUERQUE MUNICIPAL SCHOOL DISTRICT NO. 12
ALICE KING COMMUNITY SCHOOL
SB 9 CAPITAL IMPROVEMENTS (FUND 31700)
STATEMENT OF REVENUES, EXPENDITURES AND CHANGES IN
FUND BALANCE - BUDGET (BUDGETARY BASIS) AND ACTUAL
Year Ended June 30, 2014

	Budgeted Amounts		Actual Amounts	Variance From Final Budget
	Original	Final	(Budgetary Basis)	Positive (Negative)
REVENUES				
Local and county sources	$ 96,664	$ 96,664	$ 99,312	$ 2,648
State sources	-	7,488	-	(7,488)
Federal sources	-	-	-	-
Interest	-	-	-	-
TOTAL REVENUES	96,664	104,152	99,312	(4,840)
EXPENDITURES				
Current:				
Instruction	-	-	-	-
Support Services:				
Students	-	-	-	-
Instruction	-	-	-	-
General administration	-	-	-	-
School administration	-	-	-	-
Central services	-	-	-	-
Operation & maintenance of plant	-	-	-	-
Student transportation	-	-	-	-
Other support services	-	-	-	-
Operation of non-instructional services				
Community services operations	-	-	-	-
Food services operations	-	-	-	-
Capital outlay	96,664	104,152	79,602	24,550
TOTAL EXPENDITURES	96,664	104,152	79,602	24,550
EXCESS (DEFICIENCY) OF REVENUES OVER (UNDER) EXPENDITURES	-	-	19,710	(19,710)
DESIGNATED CASH	-	-	-	-
NET CHANGES IN FUND BALANCES	$ -	$ -	19,710	$ 19,710
RECONCILIATION TO GAAP BASIS				
Adjustments to revenues			(19,710)	
Adjustments to expenditures			-	
NET CHANGES IN FUND BALANCES			$ -	

The accompanying notes are an integral part of the financial statements.

STATE OF NEW MEXICO
ALBUQUERQUE MUNICIPAL SCHOOL DISTRICT NO. 12
ALICE KING COMMUNITY SCHOOL
STATEMENT OF FIDUCIARY ASSETS AND LIABILITIES - AGENCY FUNDS
June 30, 2014

	Agency Funds
ASSETS	
Cash and cash equivalents	$ 9,932
TOTAL ASSETS	$ 9,932
LIABILITIES	
Deposits held for others	$ 9,932
TOTAL LIABILITIES	$ 9,932

The accompanying notes are an integral part of the financial statements.

STATE OF NEW MEXICO
ALBUQUERQUE MUNICIPAL SCHOOL DISTRICT NO. 12
ALICE KING COMMUNITY SCHOOL
SCHEDULE OF CHANGES IN ASSETS AND LIABILITIES - AGENCY FUNDS
Year Ended June 30, 2014

	Balance, July 1, 2013	Additions	Deletions	Balance, June 30, 2014
ASSETS				
Cash and cash equivalents	$ 12,634	$ 13,808	$ (16,510)	$ 9,932
TOTAL ASSETS	$ 12,634	$ 13,808	$ (16,510)	$ 9,932
LIABILITIES				
Deposits held for others	$ 12,634	$ 13,808	$ (16,510)	$ 9,932
TOTAL ASSETS	$ 12,634	$ 13,808	$ (16,510)	$ 9,932

The accompanying notes are an integral part of the financial statements.

STATE OF NEW MEXICO
ALBUQUERQUE MUNICIPAL SCHOOL DISTRICT NO. 12
ALICE KING COMMUNITY SCHOOL
SCHEDULE OF COLLATERAL PLEDGED BY DEPOSITORY
FOR PUBLIC FUNDS
June 30, 2014

Name of Depository	Description of Pledged Collateral	Fair/Par Market Value June 30, 2014	Safekeeping Agent
US Bank	FHLMC GOLD REMIC 4193 AP Matures 04/15/2043	$ 167,944	US Bank
		$ 167,944	

The accompanying notes are an integral part of the financial statements.

STATE OF NEW MEXICO
ALBUQUERQUE MUNICIPAL SCHOOL DISTRICT NO. 12
ALICE KING COMMUNITY SCHOOL
SCHEDULE OF CASH AND CASH EQUIVALENTS
June 30, 2014

	US Bank
Operating account	$ 275,776
Total on deposit	275,776
Reconciling items	(6,609)
Reconciled balance at June 30, 2014	269,167
Less activity funds	(9,932)
Balance per Exhibit A-1	$ 259,235

The accompanying notes are an integral part of the financial statements.

Schedule III

STATE OF NEW MEXICO
ALBUQUERQUE MUNICIPAL SCHOOL DISTRICT NO. 12
ALICE KING COMMUNITY SCHOOL
CASH RECONCILIATION
June 30, 2014

	Operational Account 11000	Pupil Transportation 13000	Instructional Materials 14000	Food Services 21000	Student Activity 23000	Projects Account 24000
June 30, 2013 Cash (Book Balance)	$ 245,976	$ -	$ 579	$ -	$ 12,634	$ -
June 30, 2013 Payroll Liabilities	(135,709)	-	-	-	-	(6,848)
June 30, 2013 Temporary Interfund Loans	50,692	-	-	(3,017)	-	(15,842)
June 30, 2013 Adjustments/Reconciling Differences	-	-	-	-	-	-
June 30, 2013 Cash Available to Budget	160,959	-	579	(3,017)	12,634	(22,690)
2013-2014 Revenue	1,904,687	-	24,338	78,072	13,808	119,702
2013-2014 Expenditures	(1,932,200)	-	(22,808)	(73,791)	(16,510)	(175,591)
Permanent Cash Transfers/Reversions	-	-	-	-	-	-
Adjustments	-	-	-	-	-	-
June 30, 2014 Cash Available to Budget	133,446	-	2,109	1,264	9,932	(78,579)
June 30, 2014 Payroll Liabilities	183,455	-	-	-	-	-
June 30, 2014 Temporary Interfund Loans	(81,486)	-	-	-	-	78,579
June 30, 2014 Adjustments/Reconciling Differences	-	-	-	-	-	-
June 30, 2014 Cash (Book Balance)	$ 235,415	$ -	$ 2,109	$ 1,264	$ 9,932	$ -

Schedule III

STATE OF NEW MEXICO
ALBUQUERQUE MUNICIPAL SCHOOL DISTRICT NO. 12
ALICE KING COMMUNITY SCHOOL
CASH RECONCILIATION
June 30, 2014

	Direct Account 25000	Grants Fund 26000	State Flowthrough Fund 27000	State Direct Account 28000	Local/State Account 29000	Public School Capital Outlay 31200
June 30, 2013 Cash (Book Balance)	$ 4,085	$ 2,985	$ -	$ -	$ -	$ -
June 30, 2013 Payroll Liabilities	-	-	-	-	-	-
June 30, 2013 Temporary Interfund Loans	-	-	(9,711)	-	-	(14,667)
June 30, 2013 Adjustments/Reconciling Differences	-	-	-	-	-	-
June 30, 2013 Cash Available to Budget	4,085	2,985	(9,711)	-	-	(14,667)
2013-2014 Revenue	2,549	3,775	18,456	-	-	253,301
2013-2014 Expenditures	(721)	(4,481)	(11,652)	-	-	(238,634)
Permanent Cash Transfers/Reversions	-	-	-	-	-	-
Adjustments	-	-	-	-	-	-
June 30, 2014 Cash Available to Budget	5,913	2,279	(2,907)	-	-	-
June 30, 2014 Payroll Liabilities	-	-	-	-	-	-
June 30, 2014 Temporary Interfund Loans	-	-	2,907	-	-	-
June 30, 2014 Adjustments/Reconciling Differences	-	-	-	-	-	-
June 30, 2014 Cash (Book Balance)	$ 5,913	$ 2,279	$ -	$ -	$ -	$ -

STATE OF NEW MEXICO
ALBUQUERQUE MUNICIPAL SCHOOL DISTRICT NO. 12
ALICE KING COMMUNITY SCHOOL
CASH RECONCILIATION
June 30, 2014

	Special Capital Outlay 31400	Capital Improve. HB 33 31600	Capital Improve. SB 9 31700	Total Primary Government
June 30, 2013 Cash (Book Balance)	$ -	$ -	$ -	$ 266,259
June 30, 2013 Payroll Liabilities	-	-	-	(142,557)
June 30, 2013 Temporary Interfund Loans	-	-	(7,455)	-
June 30, 2013 Adjustments/Reconciling Differences	-	-	-	-
June 30, 2013 Cash Available to Budget	-	-	(7,455)	123,702
2013-2014 Revenue	-	-	99,312	2,518,000
2013-2014 Expenditures	-	-	(79,602)	(2,555,990)
Permanent Cash Transfers/Reversions	-	-	-	-
Adjustments	-	-	-	-
June 30, 2014 Cash Available to Budget	-	-	12,255	85,712
June 30, 2014 Payroll Liabilities	-	-	-	183,455
June 30, 2014 Temporary Interfund Loans	-	-	-	-
June 30, 2014 Adjustments/Reconciling Differences	-	-	-	-
June 30, 2014 Cash (Book Balance)	$ -	$ -	$ 12,255	$ 269,167
			Less Activity Funds	(9,932)
			Per Exhibit B-1	$ 259,235

The accompanying notes are an integral part of the financial statements.

STATE OF NEW MEXICO
ALBUQUERQUE MUNICIPAL SCHOOL DISTRICT NO. 12
CHRISTINE DUNCAN HERITAGE ACADEMY
STATEMENT OF NET POSITION
June 30, 2014

	Governmental Activities
ASSETS	
Cash and cash equivalents	$ 412,293
Receivables, net of allowance for uncollectibles:	
Due from other governments	58,952
Other	8,332
Prepaid expenses	14,000
Total current assets	493,577
NON-CURRENT ASSETS	
Capital assets:	
Building improvements	54,400
Furniture, fixtures and equipment	22,687
Less: accumulated depreciation	(44,920)
Total non-current assets	32,167
TOTAL ASSETS	$ 525,744
LIABILITIES, DEFERRED INFLOWS OF RESOURCES AND NET POSITION	
Accounts payable	$ 674
Accrued liabilities	32,490
Due to other governments	-
Total liabilities	33,164
Deferred inflows of resources	30,619
Net investment in capital assets	32,167
Restricted	28,172
Unrestricted	401,622
Total net position	461,961
TOTAL LIABILITIES, DEFERRED INFLOWS OF RESOURCES AND NET POSITION	$ 525,744

The accompanying notes are an integral part of the financial statements.

STATE OF NEW MEXICO
ALBUQUERQUE MUNICIPAL SCHOOL DISTRICT NO. 12
CHRISTINE DUNCAN HERITAGE ACADEMY
STATEMENT OF ACTIVITIES
Year Ended June 30, 2014

		Program Revenues			
FUNCTIONS/PROGRAMS	**Expenses**	**Charges for Services**	**Operating Grants and Contributions**	**Capital Grants and Contributions**	**Net Revenues (Expenses) and Changes in Net Position**
Governmental activities:					
Instruction	$ 926,671	$ 24,965	$ 143,701	$ -	$ (758,005)
Support services:					
Students	158,632	-	72,000	-	(86,632)
Instruction	6,573	-	6,573	-	-
General Administration	22,806	-	200	-	(22,606)
School Administration	167,155	-	9,356	-	(157,799)
Central Services	101,475	-	-	-	(101,475)
Operation & Maintenance of Plant	217,755	-	-	-	(217,755)
Student Transportation	-	-	-	-	-
Other support services	2,107	-	-	-	(2,107)
Operating of Non-instructional Services					
Food Services Operations	126,830	-	127,602	-	772
Community Services Operations	-	-	-	-	-
Facilities, Materials, Supplies and Other Services	83,930	-	81,025	2,634	(271)
TOTAL GOVERNMENTAL ACTIVITIES	$ 1,813,934	$ 24,965	$ 440,457	$ 2,634	(1,345,878)

GENERAL REVENUES	
State Equalization Guarantee	1,509,600
Property Taxes	-
Total general revenues	1,509,600
Change in net position	163,722
Net position, beginning of year	298,239
Net position, end of year	$ 461,961

The accompanying notes are an integral part of the financial statements.

Exhibit B-1

STATE OF NEW MEXICO
ALBUQUERQUE MUNICIPAL SCHOOL DISTRICT NO. 12
CHRISTINE DUNCAN HERITAGE ACADEMY
BALANCE SHEET - GOVERNMENTAL FUNDS
June 30, 2014

	11000 General	14000 Instructional Materials	21000 Food Services	24101 Title I IASA	24106 IDEA-B Entitlement
ASSETS					
Cash and cash equivalents	$ 353,502	$ 6,394	$ 16,213	$ -	$ -
Accounts receivable:	-	-	-	-	-
Due from other governments	-	-	-	3,538	810
Other	8,332	-	-	-	-
Due from other funds	58,939	-	-	-	-
Prepaid expenses	14,000	-	-	-	-
TOTAL ASSETS	$ 420,773	$ 6,394	$ 16,213	$ 3,538	$ 810
LIABILITIES, DEFERRED INFLOWS OF RESOURCES AND FUND BALANCE					
Current liabilities:					
Accounts payable	$ 674	$ -	$ -	$ -	$ -
Accrued liabilities	32,477	-	-	-	9
Due to other funds	-	-	-	3,538	801
Due to other governments	-	-	-	-	-
Total current liabilities	33,151	-	-	3,538	810
Deferred inflows of resources	-	-	-	-	-
Fund balances:					
Nonspendable	14,000	-	-	-	-
Restricted	-	6,394	16,213	-	-
Committed	-	-	-	-	-
Assigned	250,260	-	-	-	-
Unassigned (deficit)	137,362	-	-	-	-
Total fund balance (deficit)	401,622	6,394	16,213	-	-
TOTAL LIABILITIES, DEFERRED INFLOWS OF RESOURCES AND FUND BALANCE	$ 434,773	$ 6,394	$ 16,213	$ 3,538	$ 810

Exhibit B-1

STATE OF NEW MEXICO
ALBUQUERQUE MUNICIPAL SCHOOL DISTRICT NO. 12
CHRISTINE DUNCAN HERITAGE ACADEMY
BALANCE SHEET - GOVERNMENTAL FUNDS
June 30, 2014

	24118 Fruit and Vegetables	24153 English Language Acquisition	24154 Teacher/Principal Training	25153 Title XIX Medicaid 3/21 Years	25171 Child and Adult Food Program
ASSETS					
Cash and cash equivalents	$ -	$ -	$ -	$ 3,187	$ 2,378
Accounts receivable:	-	-	-	-	-
Due from other governments	-	-	-	-	-
Other	-	-	-	-	-
Due from other funds	-	-	-	-	-
Prepaid expenses	-	-	-	-	-
TOTAL ASSETS	$ -	$ -	$ -	$ 3,187	$ 2,378
LIABILITIES, DEFERRED INFLOWS OF RESOURCES AND FUND BALANCE					
Current liabilities:					
Accounts payable	$ -	$ -	$ -	$ -	$ -
Accrued liabilities	-	-	-	-	-
Due to other funds	-	-	-	-	-
Due to other governments	-	-	-	-	-
Total current liabilities	-	-	-	-	-
Deferred inflows of resources	-	-	-	-	-
Fund balances:					
Nonspendable	-	-	-	-	-
Restricted	-	-	-	3,187	2,378
Committed	-	-	-	-	-
Assigned	-	-	-	-	-
Unassigned (deficit)	-	-	-	-	-
Total fund balance (deficit)	-	-	-	3,187	2,378
TOTAL LIABILITIES, DEFERRED INFLOWS OF RESOURCES AND FUND BALANCE	$ -	$ -	$ -	$ 3,187	$ 2,378

Exhibit B-1

STATE OF NEW MEXICO
ALBUQUERQUE MUNICIPAL SCHOOL DISTRICT NO. 12
CHRISTINE DUNCAN HERITAGE ACADEMY
BALANCE SHEET - GOVERNMENTAL FUNDS
June 30, 2014

	26177 EMSI	27107 Library GO Bonds	27114 NM Reads to Lead K-3	27155 Breakfast For Elementary	27166 Kindergarten Three Plus
ASSETS					
Cash and cash equivalents	$ -	$ -	$ -	$ -	$ -
Accounts receivable:	-	-	-	-	-
Due from other governments	7,979	-	-	-	26,369
Other	-	-	-	-	-
Due from other funds	-	-	-	-	-
Prepaid expenses	-	-	-	-	-
TOTAL ASSETS	$ 7,979	$ -	$ -	$ -	$ 26,369
LIABILITIES, DEFERRED INFLOWS OF RESOURCES AND FUND BALANCE					
Current liabilities:					
Accounts payable	$ -	$ -	$ -	$ -	$ -
Accrued liabilities	-	-	-	-	4
Due to other funds	7,979	-	-	-	26,365
Due to other governments	-	-	-	-	-
Total current liabilities	7,979	-	-	-	26,369
Deferred inflows of resources	-	-	-	-	-
Fund balances:					
Nonspendable	-	-	-	-	-
Restricted	-	-	-	-	-
Committed	-	-	-	-	-
Assigned	-	-	-	-	-
Unassigned (deficit)	-	-	-	-	-
Total fund balance (deficit)	-	-	-	-	-
TOTAL LIABILITIES, DEFERRED INFLOWS OF RESOURCES AND FUND BALANCE	$ 7,979	$ -	$ -	$ -	$ 26,369

Exhibit B-1

STATE OF NEW MEXICO
ALBUQUERQUE MUNICIPAL SCHOOL DISTRICT NO. 12
CHRISTINE DUNCAN HERITAGE ACADEMY
BALANCE SHEET - GOVERNMENTAL FUNDS
June 30, 2014

	27183 NM Grown Fresh Fruits & Vegetables	27185 Next Generation Assessments	31200 Public School Capital Outlay	31700 SB9 Capital Improvements	Total Primary Government
ASSETS					
Cash and cash equivalents	$ -	$ -	$ -	$ 30,619	$ 412,293
Accounts receivable:	-	-	-	-	
Due from other governments	-	-	20,256	-	58,952
Other	-	-	-	-	8,332
Due from other funds	-	-	-	-	58,939
Prepaid expenses	-	-	-	-	14,000
TOTAL ASSETS	$ -	$ -	$ 20,256	$ 30,619	$ 552,516
LIABILITIES, DEFERRED INFLOWS OF RESOURCES AND FUND BALANCE					
Current liabilities:					
Accounts payable	$ -	$ -	$ -	$ -	$ 674
Accrued liabilities	-	-	-	-	32,490
Due to other funds	-	-	20,256	-	58,939
Due to other governments	-	-	-	-	-
Total current liabilities	-	-	20,256	-	92,103
Deferred inflows of resources	-	-	-	30,619	30,619
Fund balances:					
Nonspendable	-	-	-	-	14,000
Restricted	-	-	-	-	28,172
Committed	-	-	-	-	-
Assigned	-	-	-	-	250,260
Unassigned (deficit)	-	-	-	-	137,362
Total fund balance (deficit)	-	-	-	-	429,794
TOTAL LIABILITIES, DEFERRED INFLOWS OF RESOURCES AND FUND BALANCE	$ -	$ -	$ 20,256	$ 30,619	$ 552,516

The accompanying notes are an integral part of the financial statements.

STATE OF NEW MEXICO
ALBUQUERQUE MUNICIPAL SCHOOL DISTRICT NO. 12
CHRISTINE DUNCAN HERITAGE ACADEMY
RECONCILIATION OF THE BALANCE SHEET - GOVERNMENTAL FUNDS
TO THE STATEMENT OF NET POSITION
June 30, 2014

Total Fund Balance - Governmental Funds (Governmental Fund Balance Sheet)	$	429,794
Amounts reported for governmental activities in the Statement of Net Position are different because:		
Capital assets used in governmental activities are not financial resources and, therefore, are not reported in the funds.		
The cost of capital assets is		77,087
Accumulated depreciation is		(44,920)
Total capital assets		32,167
Long-term and certain other liabilities are not due and payable in the current period and, therefore, are not reported as liabilities in the funds.		
Long-term and other liabilities at year end consist of:		
Compensated absences payable		-
Total long-term and other liabilities		-
Net position of governmental activities (Statement of Net Position)	$	461,961

The accompanying notes are an integral part of the financial statements.

Exhibit B-3

STATE OF NEW MEXICO
ALBUQUERQUE MUNICIPAL SCHOOL DISTRICT NO. 12
CHRISTINE DUNCAN HERITAGE ACADEMY
STATEMENT OF REVENUES, EXPENDITURES AND CHANGES IN
FUND BALANCES -
GOVERNMENTAL FUNDS
Year Ended June 30, 2014

	11000 General	14000 Instructional Materials	21000 Food Services	24101 Title I IASA	24106 IDEA-B Entitlement
REVENUES					
Property taxes	$ -	$ -	$ -	$ -	$ -
Local and county sources	24,965	-	-	-	-
State sources	1,509,600	10,733	-	-	-
Federal sources	-	-	105,203	54,711	30,063
Interest	-	-	-	-	-
Total revenues	1,534,565	10,733	105,203	54,711	30,063
EXPENDITURES					
Current:					
Instruction	786,510	7,193	-	35,941	28,495
Support services:					
Students	85,477	-	-	18,770	1,568
Instruction	-	-	-	-	-
General administration	22,606	-	-	-	-
School administration	157,799	-	-	-	-
Central services	101,475	-	-	-	-
Operation & maintenance of plant	217,755	-	-	-	-
Student transportation	-	-	-	-	-
Other support services	2,107	-	-	-	-
Operation of non-instructional services					
Community services operations	-	-	-	-	-
Food services operations	38	-	101,754	-	-
Capital outlay	-	-	-	-	-
Total expenditures	1,373,767	7,193	101,754	54,711	30,063
Excess (deficiency) of revenues over (under) expenditures	160,798	3,540	3,449	-	-
Other financing sources (uses):					
Other financing uses	-	-	-	-	-
Total other financing sources (uses)	-	-	-	-	-
NET CHANGES IN FUND BALANCES	160,798	3,540	3,449	-	-
FUND BALANCES, BEGINNING OF YEAR	240,824	2,854	12,764	-	-
FUND BALANCES, END OF YEAR	$ 401,622	$ 6,394	$ 16,213	$ -	$ -

Exhibit B-3

STATE OF NEW MEXICO
ALBUQUERQUE MUNICIPAL SCHOOL DISTRICT NO. 12
CHRISTINE DUNCAN HERITAGE ACADEMY
STATEMENT OF REVENUES, EXPENDITURES AND CHANGES IN
FUND BALANCES -
GOVERNMENTAL FUNDS
Year Ended June 30, 2014

	24118 Fruit and Vegetables	24153 English Language Acquisition	24154 Teacher/Principal Training	25153 Title XIX Medicaid 3/21 Years	25171 Child and Adult Food Program
REVENUES					
Property taxes	$ -	$ -	$ -	$ -	$ -
Local and county sources	-	-	-	-	-
State sources	-	-	-	-	-
Federal sources	4,124	3,248	6,777	3,210	15,449
Interest	-	-	-	-	-
Total revenues	4,124	3,248	6,777	3,210	15,449
EXPENDITURES					
Current:					
Instruction	-	3,248	6,777	-	-
Support services:					
Students	-	-	-	4,365	-
Instruction	-	-	-	-	-
General administration	-	-	-	-	-
School administration	-	-	-	-	-
Central services	-	-	-	-	-
Operation & maintenance of plant	-	-	-	-	-
Student transportation	-	-	-	-	-
Other support services	-	-	-	-	-
Operation of non-instructional services					
Community services operations	-	-	-	-	-
Food services operations	4,124	-	-	-	14,510
Capital outlay	-	-	-	-	-
Total expenditures	4,124	3,248	6,777	4,365	14,510
Excess (deficiency) of revenues over (under) expenditures	-	-	-	(1,155)	939
Other financing sources (uses):					
Other financing uses	-	-	-	-	-
Total other financing sources (uses)	-	-	-	-	-
NET CHANGES IN FUND BALANCES	-	-	-	(1,155)	939
FUND BALANCES, BEGINNING OF YEAR	-	-	-	4,342	1,439
FUND BALANCES, END OF YEAR	$ -	$ -	$ -	$ 3,187	$ 2,378

Exhibit B-3

STATE OF NEW MEXICO
ALBUQUERQUE MUNICIPAL SCHOOL DISTRICT NO. 12
CHRISTINE DUNCAN HERITAGE ACADEMY
STATEMENT OF REVENUES, EXPENDITURES AND CHANGES IN
FUND BALANCES -
GOVERNMENTAL FUNDS
Year Ended June 30, 2014

	26177 EMSI	27107 Library GO Bonds	27114 NM Reads to Lead K-3	27155 Breakfast For Elementary	27166 Kindergarten Three Plus
REVENUES					
Property taxes	$ -	$ -	$ -	$ -	$ -
Local and county sources	7,979	-	-	-	-
State sources	-	3,154	50,111	2,235	55,271
Federal sources	-	-	-	-	-
Interest	-	-	-	-	-
Total revenues	7,979	3,154	50,111	2,235	55,271
EXPENDITURES					
Current:					
Instruction	7,979	3,154	2,000	-	45,374
Support services:					
Students	-	-	48,111	-	341
Instruction	-	-	-	-	-
General administration	-	-	-	-	200
School administration	-	-	-	-	9,356
Central services	-	-	-	-	-
Operation & maintenance of plant	-	-	-	-	-
Student transportation	-	-	-	-	-
Other support services	-	-	-	-	-
Operation of non-instructional services					
Community services operations	-	-	-	-	-
Food services operations	-	-	-	2,235	-
Capital outlay	-	-	-	-	-
Total expenditures	7,979	3,154	50,111	2,235	55,271
Excess (deficiency) of revenues over (under) expenditures	-	-	-	-	-
Other financing sources (uses):					
Other financing uses	-	-	-	-	-
Total other financing sources (uses)	-	-	-	-	-
NET CHANGES IN FUND BALANCES	-	-	-	-	-
FUND BALANCES, BEGINNING OF YEAR	-	-	-	-	-
FUND BALANCES, END OF YEAR	$ -	$ -	$ -	$ -	$ -

Exhibit B-3

STATE OF NEW MEXICO
ALBUQUERQUE MUNICIPAL SCHOOL DISTRICT NO. 12
CHRISTINE DUNCAN HERITAGE ACADEMY
STATEMENT OF REVENUES, EXPENDITURES AND CHANGES IN
FUND BALANCES -
GOVERNMENTAL FUNDS
Year Ended June 30, 2014

	27183 NM Grown Fresh Fruits & Vegetables	27185 Next Generation Assessments	31200 Public School Capital Outlay	31700 SB9 Capital Improvements	Total Primary Government
REVENUES					
Property taxes	$ -	$ -	$ -	$ -	$ -
Local and county sources	-	-	-	-	32,944
State sources	591	6,573	81,025	2,634	1,721,927
Federal sources	-	-	-	-	222,785
Interest	-	-	-	-	-
Total revenues	591	6,573	81,025	2,634	1,977,656
EXPENDITURES					
Current:					
Instruction	-	-	-	-	926,671
Support services:					
Students	-	-	-	-	158,632
Instruction	-	6,573	-	-	6,573
General administration	-	-	-	-	22,806
School administration	-	-	-	-	167,155
Central services	-	-	-	-	101,475
Operation & maintenance of plant	-	-	-	-	217,755
Student transportation	-	-	-	-	-
Other support services	-	-	-	-	2,107
Operation of non-instructional services					-
Community services operations	-	-	-	-	-
Food services operations	591	-	-	-	123,252
Capital outlay	-	-	81,025	2,634	83,659
Total expenditures	591	6,573	81,025	2,634	1,810,085
Excess (deficiency) of revenues over (under) expenditures	-	-	-	-	167,571
Other financing sources (uses):					
Other financing uses	-	-	-	-	-
Total other financing sources (uses)	-	-	-	-	-
NET CHANGES IN FUND BALANCES	-	-	-	-	167,571
FUND BALANCES, BEGINNING OF YEAR	-	-	-	-	262,223
FUND BALANCES, END OF YEAR	$ -	$ -	$ -	$ -	$ 429,794

The accompanying notes are an integral part of the financial statements.

STATE OF NEW MEXICO
ALBUQUERQUE MUNICIPAL SCHOOL DISTRICT NO. 12
CHRISTINE DUNCAN HERITAGE ACADEMY
RECONCILIATION OF THE STATEMENT OF REVENUES, EXPENDITURES, AND CHANGES IN FUND BALANCES - GOVERNMENTAL FUNDS TO THE STATEMENT OF ACTIVITIES
Year Ended June 30, 2014

Net Changes in Fund Balances - Total Governmental Funds (Statement of Revenues, Expenditures, and Changes in Fund Balances)	$ 167,571
Amounts reported for governmental activities in the Statement of Activities are different because:	
In the Statement of Activities, certain operating expenses - compensated absences (sick and annual leave) are measured by the amounts earned during the year. In the Governmental Funds, however, expenditures for these items are measured by the amounts of financial resources used (essentially, the amounts actually paid).	
The decrease in compensated absences for the fiscal year was:	-
Governmental Funds report capital outlays as expenditures. However, in the Statement of Activities, the cost of those assets is allocated over their estimated useful lives and reported as depreciation expense. In the current period, these amounts were:	
Capital outlay	7,500
Depreciation expense	(11,349)
Excess of depreciation expense over capital outlay	(3,849)
Loss/Adjustments on disposal of assets	-
Change in net position of governmental activities (Statement of Activities)	$ 163,722

The accompanying notes are an integral part of the financial statements.

STATE OF NEW MEXICO
ALBUQUERQUE MUNICIPAL SCHOOL DISTRICT NO. 12
CHRISTINE DUNCAN HERITAGE ACADEMY
GENERAL FUND (FUND 11000)
STATEMENT OF REVENUES, EXPENDITURES AND CHANGES IN
FUND BALANCE - BUDGET (BUDGETARY BASIS) AND ACTUAL
Year Ended June 30, 2014

	Budgeted Amounts		Actual Amounts	Variance From Final Budget
	Original	Final	(Budgetary Basis)	Positive (Negative)
REVENUES				
Local and county sources	$ 1,500	$ 12,332	$ 16,632	$ 4,300
State sources	1,279,385	1,509,600	1,509,600	-
Federal sources	-	-	-	-
Interest	-	-	-	-
TOTAL REVENUES	1,280,885	1,521,932	1,526,232	4,300
EXPENDITURES				
Current:				
Instruction	895,413	902,012	786,510	115,502
Support Services:				
Students	55,616	98,285	85,477	12,808
Instruction	-	-	-	-
General administration	21,698	28,931	22,606	6,325
School administration	163,042	178,460	157,799	20,661
Central services	93,678	114,860	101,475	13,385
Operation & maintenance of plant	249,534	392,560	240,204	152,356
Student transportation	-	-	-	-
Other support services	1,000	11,639	2,107	9,532
Operation of non-instructional services				
Community services operations	-	-	-	-
Food services operations	-	1,898	264	1,634
Capital outlay	-	-	-	-
TOTAL EXPENDITURES	1,479,981	1,728,645	1,396,442	332,203
EXCESS (DEFICIENCY) OF REVENUES OVER (UNDER) EXPENDITURES	(199,096)	(206,713)	129,790	(336,503)
DESIGNATED CASH	199,096	206,713	-	(206,713)
NET CHANGES IN FUND BALANCES	$ -	$ -	129,790	$ 129,790
RECONCILIATION TO GAAP BASIS				
Adjustments to revenues			8,333	
Adjustments to expenditures			22,675	
NET CHANGES IN FUND BALANCES			$ 160,798	

The accompanying notes are an integral part of the financial statements.

STATE OF NEW MEXICO
ALBUQUERQUE MUNICIPAL SCHOOL DISTRICT NO. 12
CHRISTINE DUNCAN HERITAGE ACADEMY
INSTRUCTIONAL MATERIALS FUND (FUND 14000)
STATEMENT OF REVENUES, EXPENDITURES AND CHANGES IN
FUND BALANCE - BUDGET (BUDGETARY BASIS) AND ACTUAL
Year Ended June 30, 2014

	Budgeted Amounts		Actual Amounts	Variance From Final Budget
	Original	Final	(Budgetary Basis)	Positive (Negative)
REVENUES				
Local and county sources	$ -	$ -	$ -	$ -
State sources	6,137	6,137	12,042	5,905
Federal sources	-	-	-	-
Interest	-	-	-	-
TOTAL REVENUES	6,137	6,137	12,042	5,905
EXPENDITURES				
Current:				
Instruction	7,446	7,446	7,193	253
Support Services:				
Students	-	-	-	-
Instruction	-	-	-	-
General administration	-	-	-	-
School administration	-	-	-	-
Central services	-	-	-	-
Operation & maintenance of plant	-	-	-	-
Student transportation	-	-	-	-
Other support services	-	-	-	-
Operation of non-instructional services				
Community services operations	-	-	-	-
Food services operations	-	-	-	-
Capital outlay	-	-	-	-
TOTAL EXPENDITURES	7,446	7,446	7,193	253
EXCESS (DEFICIENCY) OF REVENUES OVER (UNDER) EXPENDITURES	(1,309)	(1,309)	4,849	(6,158)
DESIGNATED CASH	1,309	1,309	-	(1,309)
NET CHANGES IN FUND BALANCES	$ -	$ -	4,849	$ 4,849
RECONCILIATION TO GAAP BASIS				
Adjustments to revenues			(1,309)	
Adjustments to expenditures			-	
NET CHANGES IN FUND BALANCES			$ 3,540	

The accompanying notes are an integral part of the financial statements.

STATE OF NEW MEXICO
ALBUQUERQUE MUNICIPAL SCHOOL DISTRICT NO. 12
CHRISTINE DUNCAN HERITAGE ACADEMY
FOOD SERVICES (FUND 21000)
STATEMENT OF REVENUES, EXPENDITURES AND CHANGES IN
FUND BALANCE - BUDGET (BUDGETARY BASIS) AND ACTUAL
Year Ended June 30, 2014

	Budgeted Amounts		Actual Amounts	Variance From Final Budget
	Original	Final	(Budgetary Basis)	Positive (Negative)
REVENUES				
Local and county sources	$ -	$ -	$ -	$ -
State sources	-	-	-	-
Federal sources	85,000	120,000	111,556	(8,444)
Interest	-	-	-	-
TOTAL REVENUES	85,000	120,000	111,556	(8,444)
EXPENDITURES				
Current:				
Instruction	-	-	-	-
Support Services:				
Students	-	-	-	-
Instruction	-	-	-	-
General administration	-	-	-	-
School administration	-	-	-	-
Central services	-	-	-	-
Operation & maintenance of plant	-	-	-	-
Student transportation	-	-	-	-
Other support services	-	-	-	-
Operation of non-instructional services				
Community services operations	-	-	-	-
Food services operations	85,000	127,662	103,005	24,657
Capital outlay	-	-	-	-
TOTAL EXPENDITURES	85,000	127,662	103,005	24,657
EXCESS (DEFICIENCY) OF REVENUES OVER (UNDER) EXPENDITURES	-	(7,662)	8,551	(16,213)
DESIGNATED CASH	-	7,662	-	(7,662)
NET CHANGES IN FUND BALANCES	$ -	$ -	8,551	$ 8,551
RECONCILIATION TO GAAP BASIS				
Adjustments to revenues			(6,353)	
Adjustments to expenditures			1,251	
NET CHANGES IN FUND BALANCES			$ 3,449	

The accompanying notes are an integral part of the financial statements.

STATE OF NEW MEXICO
ALBUQUERQUE MUNICIPAL SCHOOL DISTRICT NO. 12
CHRISTINE DUNCAN HERITAGE ACADEMY
TITLE I - IASA (FUND 24101)
STATEMENT OF REVENUES, EXPENDITURES AND CHANGES IN
FUND BALANCE - BUDGET (BUDGETARY BASIS) AND ACTUAL
Year Ended June 30, 2014

	Budgeted Amounts		Actual Amounts	Variance From Final Budget
	Original	Final	(Budgetary Basis)	Positive (Negative)
REVENUES				
Local and county sources	$ -	$ -	$ -	$ -
State sources	-	-	-	-
Federal sources	25,854	54,851	51,173	(3,678)
Interest	-	-	-	-
TOTAL REVENUES	25,854	54,851	51,173	(3,678)
EXPENDITURES				
Current:				
Instruction	-	36,032	35,940	92
Support Services:				
Students	25,854	18,819	18,771	48
Instruction	-	-	-	-
General administration	-	-	-	-
School administration	-	-	-	-
Central services	-	-	-	-
Operation & maintenance of plant	-	-	-	-
Student transportation	-	-	-	-
Other support services	-	-	-	-
Operation of non-instructional services				
Community services operations	-	-	-	-
Food services operations	-	-	-	-
Capital outlay	-	-	-	-
TOTAL EXPENDITURES	25,854	54,851	54,711	140
EXCESS (DEFICIENCY) OF REVENUES OVER (UNDER) EXPENDITURES	-	-	(3,538)	3,538
DESIGNATED CASH	-	-	-	-
NET CHANGES IN FUND BALANCES	$ -	$ -	(3,538)	$ (3,538)
RECONCILIATION TO GAAP BASIS				
Adjustments to revenues			3,538	
Adjustments to expenditures			-	
NET CHANGES IN FUND BALANCES			$ -	

The accompanying notes are an integral part of the financial statements.

STATE OF NEW MEXICO
ALBUQUERQUE MUNICIPAL SCHOOL DISTRICT NO. 12
CHRISTINE DUNCAN HERITAGE ACADEMY
IDEA-B ENTITLEMENT (FUND 24106)
STATEMENT OF REVENUES, EXPENDITURES AND CHANGES IN
FUND BALANCE - BUDGET (BUDGETARY BASIS) AND ACTUAL
Year Ended June 30, 2014

	Budgeted Amounts		Actual Amounts	Variance From Final Budget
	Original	Final	(Budgetary Basis)	Positive (Negative)
REVENUES				
Local and county sources	$ -	$ -	$ -	$ -
State sources	-	-	-	-
Federal sources	-	30,191	29,253	(938)
Interest	-	-	-	-
TOTAL REVENUES	-	30,191	29,253	(938)
EXPENDITURES				
Current:				
Instruction	-	28,623	28,495	128
Support Services:				
Students	-	1,568	1,568	-
Instruction	-	-	-	-
General administration	-	-	-	-
School administration	-	-	-	-
Central services	-	-	-	-
Operation & maintenance of plant	-	-	-	-
Student transportation	-	-	-	-
Other support services	-	-	-	-
Operation of non-instructional services				
Community services operations	-	-	-	-
Food services operations	-	-	-	-
Capital outlay	-	-	-	-
TOTAL EXPENDITURES	-	30,191	30,063	128
EXCESS (DEFICIENCY) OF REVENUES OVER (UNDER) EXPENDITURES	-	-	(810)	810
DESIGNATED CASH	-	-	-	-
NET CHANGES IN FUND BALANCES	$ -	$ -	(810)	$ (810)
RECONCILIATION TO GAAP BASIS				
Adjustments to revenues			810	
Adjustments to expenditures			-	
NET CHANGES IN FUND BALANCES			$ -	

The accompanying notes are an integral part of the financial statements.

STATE OF NEW MEXICO
ALBUQUERQUE MUNICIPAL SCHOOL DISTRICT NO. 12
CHRISTINE DUNCAN HERITAGE ACADEMY
FRESH FRUIT AND VEGETABLES (FUND 24118)
STATEMENT OF REVENUES, EXPENDITURES AND CHANGES IN
FUND BALANCE - BUDGET (BUDGETARY BASIS) AND ACTUAL
Year Ended June 30, 2014

	Budgeted Amounts		Actual Amounts	Variance From Final Budget
	Original	Final	(Budgetary Basis)	Positive (Negative)
REVENUES				
Local and county sources	$ -	$ -	$ -	$ -
State sources	-	-	-	-
Federal sources	-	4,200	4,124	(76)
Interest	-	-	-	-
TOTAL REVENUES	-	4,200	4,124	(76)
EXPENDITURES				
Current:				
Instruction	-	-	-	-
Support Services:				
Students	-	-	-	-
Instruction	-	-	-	-
General administration	-	-	-	-
School administration	-	-	-	-
Central services	-	-	-	-
Operation & maintenance of plant	-	-	-	-
Student transportation	-	-	-	-
Other support services	-	-	-	-
Operation of non-instructional services				
Community services operations	-	-	-	-
Food services operations	-	4,200	4,124	76
Capital outlay	-	-	-	-
TOTAL EXPENDITURES	-	4,200	4,124	76
EXCESS (DEFICIENCY) OF REVENUES OVER (UNDER) EXPENDITURES	-	-	-	-
DESIGNATED CASH	-	-	-	-
NET CHANGES IN FUND BALANCES	$ -	$ -	-	$ -
RECONCILIATION TO GAAP BASIS				
Adjustments to revenues			-	
Adjustments to expenditures			-	
NET CHANGES IN FUND BALANCES			$ -	

The accompanying notes are an integral part of the financial statements.

STATE OF NEW MEXICO
ALBUQUERQUE MUNICIPAL SCHOOL DISTRICT NO. 12
CHRISTINE DUNCAN HERITAGE ACADEMY
ENGLISH LANGUAGE ACQUISITION (FUND 24153)
STATEMENT OF REVENUES, EXPENDITURES AND CHANGES IN
FUND BALANCE - BUDGET (BUDGETARY BASIS) AND ACTUAL
Year Ended June 30, 2014

	Budgeted Amounts		Actual Amounts	Variance From Final Budget
	Original	Final	(Budgetary Basis)	Positive (Negative)
REVENUES				
Local and county sources	$ -	$ -	$ -	$ -
State sources	-	-	-	-
Federal sources	3,248	3,248	3,248	-
Interest	-	-	-	-
TOTAL REVENUES	3,248	3,248	3,248	-
EXPENDITURES				
Current:				
Instruction	3,248	3,248	3,248	-
Support Services:				
Students	-	-	-	-
Instruction	-	-	-	-
General administration	-	-	-	-
School administration	-	-	-	-
Central services	-	-	-	-
Operation & maintenance of plant	-	-	-	-
Student transportation	-	-	-	-
Other support services	-	-	-	-
Operation of non-instructional services				
Community services operations	-	-	-	-
Food services operations	-	-	-	-
Capital outlay	-	-	-	-
TOTAL EXPENDITURES	3,248	3,248	3,248	-
EXCESS (DEFICIENCY) OF REVENUES OVER (UNDER) EXPENDITURES	-	-	-	-
DESIGNATED CASH	-	-	-	-
NET CHANGES IN FUND BALANCES	$ -	$ -	-	$ -
RECONCILIATION TO GAAP BASIS				
Adjustments to revenues			-	
Adjustments to expenditures			-	
NET CHANGES IN FUND BALANCES			$ -	

The accompanying notes are an integral part of the financial statements.

STATE OF NEW MEXICO
ALBUQUERQUE MUNICIPAL SCHOOL DISTRICT NO. 12
CHRISTINE DUNCAN HERITAGE ACADEMY
TEACHER/PRINCIPAL TRAINING (FUND 24154)
STATEMENT OF REVENUES, EXPENDITURES AND CHANGES IN
FUND BALANCE - BUDGET (BUDGETARY BASIS) AND ACTUAL
Year Ended June 30, 2014

	Budgeted Amounts		Actual Amounts	Variance From Final Budget
	Original	Final	(Budgetary Basis)	Positive (Negative)
REVENUES				
Local and county sources	$ -	$ -	$ -	$ -
State sources	-	-	-	-
Federal sources	5,019	6,780	7,380	600
Interest	-	-	-	-
TOTAL REVENUES	5,019	6,780	7,380	600
EXPENDITURES				
Current:				
Instruction	5,019	6,780	6,777	3
Support Services:				
Students	-	-	-	-
Instruction	-	-	-	-
General administration	-	-	-	-
School administration	-	-	-	-
Central services	-	-	-	-
Operation & maintenance of plant	-	-	-	-
Student transportation	-	-	-	-
Other support services	-	-	-	-
Operation of non-instructional services				
Community services operations	-	-	-	-
Food services operations	-	-	-	-
Capital outlay	-	-	-	-
TOTAL EXPENDITURES	5,019	6,780	6,777	3
EXCESS (DEFICIENCY) OF REVENUES OVER (UNDER) EXPENDITURES	-	-	603	(603)
DESIGNATED CASH	-	-	-	-
NET CHANGES IN FUND BALANCES	$ -	$ -	603	$ 603
RECONCILIATION TO GAAP BASIS				
Adjustments to revenues			(603)	
Adjustments to expenditures			-	
NET CHANGES IN FUND BALANCES			$ -	

The accompanying notes are an integral part of the financial statements.

STATE OF NEW MEXICO
ALBUQUERQUE MUNICIPAL SCHOOL DISTRICT NO. 12
CHRISTINE DUNCAN HERITAGE ACADEMY
TITLE XIX MEDICAID 3/21 YEARS (FUND 25153)
STATEMENT OF REVENUES, EXPENDITURES AND CHANGES IN
FUND BALANCE - BUDGET (BUDGETARY BASIS) AND ACTUAL
Year Ended June 30, 2014

	Budgeted Amounts		Actual Amounts	Variance From Final Budget
	Original	Final	(Budgetary Basis)	Positive (Negative)
REVENUES				
Local and county sources	$ -	$ -	$ -	$ -
State sources	-	-	-	-
Federal sources	-	124	3,210	3,086
Interest	-	-	-	-
TOTAL REVENUES	-	124	3,210	3,086
EXPENDITURES				
Current:				
Instruction	-	-	-	-
Support Services:				
Students	-	4,466	4,365	101
Instruction	-	-	-	-
General administration	-	-	-	-
School administration	-	-	-	-
Central services	-	-	-	-
Operation & maintenance of plant	-	-	-	-
Student transportation	-	-	-	-
Other support services	-	-	-	-
Operation of non-instructional services				
Community services operations	-	-	-	-
Food services operations	-	-	-	-
Capital outlay	-	-	-	-
TOTAL EXPENDITURES	-	4,466	4,365	101
EXCESS (DEFICIENCY) OF REVENUES OVER (UNDER) EXPENDITURES	-	(4,342)	(1,155)	(3,187)
DESIGNATED CASH	-	4,342	-	(4,342)
NET CHANGES IN FUND BALANCES	$ -	$ -	(1,155)	$ (1,155)
RECONCILIATION TO GAAP BASIS				
Adjustments to revenues			-	
Adjustments to expenditures			-	
NET CHANGES IN FUND BALANCES			$ (1,155)	

The accompanying notes are an integral part of the financial statements.

STATE OF NEW MEXICO
ALBUQUERQUE MUNICIPAL SCHOOL DISTRICT NO. 12
CHRISTINE DUNCAN HERITAGE ACADEMY
CHILD AND ADULT FOOD PROGRAM (FUND 25171)
STATEMENT OF REVENUES, EXPENDITURES AND CHANGES IN
FUND BALANCE - BUDGET (BUDGETARY BASIS) AND ACTUAL
Year Ended June 30, 2014

	Budgeted Amounts		Actual Amounts	Variance From Final Budget
	Original	Final	(Budgetary Basis)	Positive (Negative)
REVENUES				
Local and county sources	$ -	$ -	$ -	$ -
State sources	-	-	-	-
Federal sources	-	15,449	15,449	-
Interest	-	-	-	-
TOTAL REVENUES	-	15,449	15,449	-
EXPENDITURES				
Current:				
Instruction	-	-	-	-
Support Services:				
Students	-	-	-	-
Instruction	-	-	-	-
General administration	-	-	-	-
School administration	-	-	-	-
Central services	-	-	-	-
Operation & maintenance of plant	-	-	-	-
Student transportation	-	-	-	-
Other support services	-	-	-	-
Operation of non-instructional services				
Community services operations	-	-	-	-
Food services operations	-	16,888	14,510	2,378
Capital outlay	-	-	-	-
TOTAL EXPENDITURES	-	16,888	14,510	2,378
EXCESS (DEFICIENCY) OF REVENUES OVER (UNDER) EXPENDITURES	-	(1,439)	939	(2,378)
DESIGNATED CASH	-	1,439	-	(1,439)
NET CHANGES IN FUND BALANCES	$ -	$ -	939	$ 939
RECONCILIATION TO GAAP BASIS				
Adjustments to revenues			-	
Adjustments to expenditures			-	
NET CHANGES IN FUND BALANCES			$ 939	

The accompanying notes are an integral part of the financial statements.

STATE OF NEW MEXICO
ALBUQUERQUE MUNICIPAL SCHOOL DISTRICT NO. 12
CHRISTINE DUNCAN HERITAGE ACADEMY
EMSI (FUND 26177)
STATEMENT OF REVENUES, EXPENDITURES AND CHANGES IN
FUND BALANCE - BUDGET (BUDGETARY BASIS) AND ACTUAL
Year Ended June 30, 2014

	Budgeted Amounts		Actual Amounts	Variance From Final Budget
	Original	Final	(Budgetary Basis)	Positive (Negative)
REVENUES				
Local and county sources	$ -	$ 7,994	$ 4,000	$ (3,994)
State sources	-	-	-	-
Federal sources	-	-	-	-
Interest	-	-	-	-
TOTAL REVENUES	-	7,994	4,000	(3,994)
EXPENDITURES				
Current:				
Instruction	-	7,994	7,979	15
Support Services:				
Students	-	-	-	-
Instruction	-	-	-	-
General administration	-	-	-	-
School administration	-	-	-	-
Central services	-	-	-	-
Operation & maintenance of plant	-	-	-	-
Student transportation	-	-	-	-
Other support services	-	-	-	-
Operation of non-instructional services				
Community services operations	-	-	-	-
Food services operations	-	-	-	-
Capital outlay	-	-	-	-
TOTAL EXPENDITURES	-	7,994	7,979	15
EXCESS (DEFICIENCY) OF REVENUES OVER (UNDER) EXPENDITURES	-	-	(3,979)	3,979
DESIGNATED CASH	-	-	-	-
NET CHANGES IN FUND BALANCES	$ -	$ -	(3,979)	$ (3,979)
RECONCILIATION TO GAAP BASIS				
Adjustments to revenues			3,979	
Adjustments to expenditures			-	
NET CHANGES IN FUND BALANCES			$ -	

The accompanying notes are an integral part of the financial statements.

STATE OF NEW MEXICO
ALBUQUERQUE MUNICIPAL SCHOOL DISTRICT NO. 12
CHRISTINE DUNCAN HERITAGE ACADEMY
GO BOND STUDENT LIBRARY (FUND 27107)
STATEMENT OF REVENUES, EXPENDITURES AND CHANGES IN
FUND BALANCE - BUDGET (BUDGETARY BASIS) AND ACTUAL
Year Ended June 30, 2014

	Budgeted Amounts		Actual Amounts	Variance From Final Budget
	Original	Final	(Budgetary Basis)	Positive (Negative)
REVENUES				
Local and county sources	$ -	$ -	$ -	$ -
State sources	3,154	3,154	3,154	-
Federal sources	-	-	-	-
Interest	-	-	-	-
TOTAL REVENUES	3,154	3,154	3,154	-
EXPENDITURES				
Current:				
Instruction	3,154	3,154	3,154	-
Support Services:				
Students	-	-	-	-
Instruction	-	-	-	-
General administration	-	-	-	-
School administration	-	-	-	-
Central services	-	-	-	-
Operation & maintenance of plant	-	-	-	-
Student transportation	-	-	-	-
Other support services	-	-	-	-
Operation of non-instructional services				
Community services operations	-	-	-	-
Food services operations	-	-	-	-
Capital outlay	-	-	-	-
TOTAL EXPENDITURES	3,154	3,154	3,154	-
EXCESS (DEFICIENCY) OF REVENUES OVER (UNDER) EXPENDITURES	-	-	-	-
DESIGNATED CASH	-	-	-	-
NET CHANGES IN FUND BALANCES	$ -	$ -	-	$ -
RECONCILIATION TO GAAP BASIS				
Adjustments to revenues			-	
Adjustments to expenditures			-	
NET CHANGES IN FUND BALANCES			$ -	

The accompanying notes are an integral part of the financial statements.

STATE OF NEW MEXICO
ALBUQUERQUE MUNICIPAL SCHOOL DISTRICT NO. 12
CHRISTINE DUNCAN HERITAGE ACADEMY
NM READS TO LEAD K-3 (FUND 27114)
STATEMENT OF REVENUES, EXPENDITURES AND CHANGES IN
FUND BALANCE - BUDGET (BUDGETARY BASIS) AND ACTUAL
Year Ended June 30, 2014

	Budgeted Amounts		Actual Amounts	Variance From Final Budget
	Original	Final	(Budgetary Basis)	Positive (Negative)
REVENUES				
Local and county sources	$ -	$ -	$ -	$ -
State sources	-	50,115	50,111	(4)
Federal sources	-	-	-	-
Interest	-	-	-	-
TOTAL REVENUES	-	50,115	50,111	(4)
EXPENDITURES				
Current:				
Instruction	-	2,000	2,000	-
Support Services:				
Students	-	48,115	48,111	4
Instruction	-	-	-	-
General administration	-	-	-	-
School administration	-	-	-	-
Central services	-	-	-	-
Operation & maintenance of plant	-	-	-	-
Student transportation	-	-	-	-
Other support services	-	-	-	-
Operation of non-instructional services				
Community services operations	-	-	-	-
Food services operations	-	-	-	-
Capital outlay	-	-	-	-
TOTAL EXPENDITURES	-	50,115	50,111	4
EXCESS (DEFICIENCY) OF REVENUES OVER (UNDER) EXPENDITURES	-	-	-	-
DESIGNATED CASH	-	-	-	-
NET CHANGES IN FUND BALANCES	$ -	$ -	-	$ -
RECONCILIATION TO GAAP BASIS				
Adjustments to revenues			-	
Adjustments to expenditures			-	
NET CHANGES IN FUND BALANCES			$ -	

The accompanying notes are an integral part of the financial statements.

STATE OF NEW MEXICO
ALBUQUERQUE MUNICIPAL SCHOOL DISTRICT NO. 12
CHRISTINE DUNCAN HERITAGE ACADEMY
BREAKFAST FOR ELEMENTARY (FUND 27155)
STATEMENT OF REVENUES, EXPENDITURES AND CHANGES IN
FUND BALANCE - BUDGET (BUDGETARY BASIS) AND ACTUAL
Year Ended June 30, 2014

	Budgeted Amounts		Actual Amounts	Variance From Final Budget
	Original	Final	(Budgetary Basis)	Positive (Negative)
REVENUES				
Local and county sources	$ -	$ -	$ -	$ -
State sources	-	2,235	2,299	64
Federal sources	-	-	-	-
Interest	-	-	-	-
TOTAL REVENUES	-	2,235	2,299	64
EXPENDITURES				
Current:				
Instruction	-	-	-	-
Support Services:				
Students	-	-	-	-
Instruction	-	-	-	-
General administration	-	-	-	-
School administration	-	-	-	-
Central services	-	-	-	-
Operation & maintenance of plant	-	-	-	-
Student transportation	-	-	-	-
Other support services	-	-	-	-
Operation of non-instructional services				
Community services operations	-	-	-	-
Food services operations	-	2,235	2,235	-
Capital outlay	-	-	-	-
TOTAL EXPENDITURES	-	2,235	2,235	-
EXCESS (DEFICIENCY) OF REVENUES OVER (UNDER) EXPENDITURES	-	-	64	(64)
DESIGNATED CASH	-	-	-	-
NET CHANGES IN FUND BALANCES	$ -	$ -	64	$ 64
RECONCILIATION TO GAAP BASIS				
Adjustments to revenues			(64)	
Adjustments to expenditures			-	
NET CHANGES IN FUND BALANCES			$ -	

The accompanying notes are an integral part of the financial statements.

STATE OF NEW MEXICO
ALBUQUERQUE MUNICIPAL SCHOOL DISTRICT NO. 12
CHRISTINE DUNCAN HERITAGE ACADEMY
KINDERGARTEN THREE PLUS (FUND 27166)
STATEMENT OF REVENUES, EXPENDITURES AND CHANGES IN
FUND BALANCE - BUDGET (BUDGETARY BASIS) AND ACTUAL
Year Ended June 30, 2014

	Budgeted Amounts		Actual Amounts	Variance From Final Budget
	Original	Final	(Budgetary Basis)	Positive (Negative)
REVENUES				
Local and county sources	$ -	$ -	$ -	$ -
State sources	42,044	64,189	50,835	(13,354)
Federal sources	-	-	-	-
Interest	-	-	-	-
TOTAL REVENUES	42,044	64,189	50,835	(13,354)
EXPENDITURES				
Current:				
Instruction	25,920	45,379	45,374	5
Support Services:				
Students	4,492	4,692	341	4,351
Instruction	-	-	-	-
General administration	-	200	200	-
School administration	7,220	9,846	9,356	490
Central services	4,412	4,072	-	4,072
Operation & maintenance of plant	-	-	-	-
Student transportation	-	-	-	-
Other support services	-	-	-	-
Operation of non-instructional services				
Community services operations	-	-	-	-
Food services operations	-	-	-	-
Capital outlay	-	-	-	-
TOTAL EXPENDITURES	42,044	64,189	55,271	8,918
EXCESS (DEFICIENCY) OF REVENUES OVER (UNDER) EXPENDITURES	-	-	(4,436)	4,436
DESIGNATED CASH	-	-	-	-
NET CHANGES IN FUND BALANCES	$ -	$ -	(4,436)	$ (4,436)
RECONCILIATION TO GAAP BASIS				
Adjustments to revenues			4,436	
Adjustments to expenditures			-	
NET CHANGES IN FUND BALANCES			$ -	

The accompanying notes are an integral part of the financial statements.

STATE OF NEW MEXICO
ALBUQUERQUE MUNICIPAL SCHOOL DISTRICT NO. 12
CHRISTINE DUNCAN HERITAGE ACADEMY
NM GROWN FRESH FRUITS & VEGETABLES (FUND 27183)
STATEMENT OF REVENUES, EXPENDITURES AND CHANGES IN
FUND BALANCE - BUDGET (BUDGETARY BASIS) AND ACTUAL
Year Ended June 30, 2014

	Budgeted Amounts		Actual Amounts	Variance From Final Budget
	Original	Final	(Budgetary Basis)	Positive (Negative)
REVENUES				
Local and county sources	$ -	$ -	$ -	$ -
State sources	-	591	591	-
Federal sources	-	-	-	-
Interest	-	-	-	-
TOTAL REVENUES	-	591	591	-
EXPENDITURES				
Current:				
Instruction	-	-	-	-
Support Services:				
Students	-	-	-	-
Instruction	-	-	-	-
General administration	-	-	-	-
School administration	-	-	-	-
Central services	-	-	-	-
Operation & maintenance of plant	-	-	-	-
Student transportation	-	-	-	-
Other support services	-	-	-	-
Operation of non-instructional services				
Community services operations	-	-	-	-
Food services operations	-	591	591	-
Capital outlay	-	-	-	-
TOTAL EXPENDITURES	-	591	591	-
EXCESS (DEFICIENCY) OF REVENUES OVER (UNDER) EXPENDITURES	-	-	-	-
DESIGNATED CASH	-	-	-	-
NET CHANGES IN FUND BALANCES	$ -	$ -	-	$ -
RECONCILIATION TO GAAP BASIS				
Adjustments to revenues			-	
Adjustments to expenditures			-	
NET CHANGES IN FUND BALANCES			$ -	

The accompanying notes are an integral part of the financial statements.

STATE OF NEW MEXICO
ALBUQUERQUE MUNICIPAL SCHOOL DISTRICT NO. 12
CHRISTINE DUNCAN HERITAGE ACADEMY
NEXT GENERATION ASSESSMENTS (FUND 27185)
STATEMENT OF REVENUES, EXPENDITURES AND CHANGES IN
FUND BALANCE - BUDGET (BUDGETARY BASIS) AND ACTUAL
Year Ended June 30, 2014

	Budgeted Amounts		Actual Amounts	Variance From Final Budget
	Original	Final	(Budgetary Basis)	Positive (Negative)
REVENUES				
Local and county sources	$ -	$ -	$ -	$ -
State sources	-	6,585	6,573	(12)
Federal sources	-	-	-	-
Interest	-	-	-	-
TOTAL REVENUES	-	6,585	6,573	(12)
EXPENDITURES				
Current:				
Instruction	-	-	-	-
Support Services:				
Students	-	-	-	-
Instruction	-	6,585	6,573	12
General administration	-	-	-	-
School administration	-	-	-	-
Central services	-	-	-	-
Operation & maintenance of plant	-	-	-	-
Student transportation	-	-	-	-
Other support services	-	-	-	-
Operation of non-instructional services				
Community services operations	-	-	-	-
Food services operations	-	-	-	-
Capital outlay	-	-	-	-
TOTAL EXPENDITURES	-	6,585	6,573	12
EXCESS (DEFICIENCY) OF REVENUES OVER (UNDER) EXPENDITURES	-	-	-	-
DESIGNATED CASH	-	-	-	-
NET CHANGES IN FUND BALANCES	$ -	$ -	-	$ -
RECONCILIATION TO GAAP BASIS				
Adjustments to revenues			-	
Adjustments to expenditures			-	
NET CHANGES IN FUND BALANCES			$ -	

The accompanying notes are an integral part of the financial statements.

STATE OF NEW MEXICO
ALBUQUERQUE MUNICIPAL SCHOOL DISTRICT NO. 12
CHRISTINE DUNCAN HERITAGE ACADEMY
PUBLIC SCHOOL CAPITAL OUTLAY (FUND 31200)
STATEMENT OF REVENUES, EXPENDITURES AND CHANGES IN
FUND BALANCE - BUDGET (BUDGETARY BASIS) AND ACTUAL
Year Ended June 30, 2014

	Budgeted Amounts		Actual Amounts	Variance From Final Budget
	Original	Final	(Budgetary Basis)	Positive (Negative)
REVENUES				
Local and county sources	$ -	$ -	$ -	$ -
State sources	-	81,025	60,769	(20,256)
Federal sources	-	-	-	-
Interest	-	-	-	-
TOTAL REVENUES	-	81,025	60,769	(20,256)
EXPENDITURES				
Current:				
Instruction	-	-	-	-
Support Services:				
Students	-	-	-	-
Instruction	-	-	-	-
General administration	-	-	-	-
School administration	-	-	-	-
Central services	-	-	-	-
Operation & maintenance of plant	-	-	-	-
Student transportation	-	-	-	-
Other support services	-	-	-	-
Operation of non-instructional services				
Community services operations	-	-	-	-
Food services operations	-	-	-	-
Capital outlay	-	81,025	81,025	-
TOTAL EXPENDITURES	-	81,025	81,025	-
EXCESS (DEFICIENCY) OF REVENUES OVER (UNDER) EXPENDITURES	-	-	(20,256)	20,256
DESIGNATED CASH	-	-	-	-
NET CHANGES IN FUND BALANCES	$ -	$ -	(20,256)	$ (20,256)
RECONCILIATION TO GAAP BASIS				
Adjustments to revenues			20,256	
Adjustments to expenditures			-	
NET CHANGES IN FUND BALANCES			$ -	

The accompanying notes are an integral part of the financial statements.

STATE OF NEW MEXICO
ALBUQUERQUE MUNICIPAL SCHOOL DISTRICT NO. 12
CHRISTINE DUNCAN HERITAGE ACADEMY
SB 9 CAPITAL IMPROVEMENTS (FUND 31700)
STATEMENT OF REVENUES, EXPENDITURES AND CHANGES IN
FUND BALANCE - BUDGET (BUDGETARY BASIS) AND ACTUAL
Year Ended June 30, 2014

	Budgeted Amounts		Actual Amounts	Variance From Final Budget
	Original	Final	(Budgetary Basis)	Positive (Negative)
REVENUES				
Local and county sources	$ 32,221	$ 32,221	$ 30,619	$ (1,602)
State sources	2,634	5,276	2,634	(2,642)
Federal sources	-	-	-	-
Interest	-	-	-	-
TOTAL REVENUES	34,855	37,497	33,253	(4,244)
EXPENDITURES				
Current:				
Instruction	-	-	-	-
Support Services:				
Students	-	-	-	-
Instruction	-	-	-	-
General administration	-	-	-	-
School administration	-	-	-	-
Central services	-	-	-	-
Operation & maintenance of plant	-	-	-	-
Student transportation	-	-	-	-
Other support services	-	-	-	-
Operation of non-instructional services				
Community services operations	-	-	-	-
Food services operations	-	-	-	-
Capital outlay	34,855	37,497	2,634	34,863
TOTAL EXPENDITURES	34,855	37,497	2,634	34,863
EXCESS (DEFICIENCY) OF REVENUES OVER (UNDER) EXPENDITURES	-	-	30,619	(30,619)
DESIGNATED CASH	-	-	-	-
NET CHANGES IN FUND BALANCES	$ -	$ -	30,619	$ 30,619
RECONCILIATION TO GAAP BASIS				
Adjustments to revenues			(30,619)	
Adjustments to expenditures			-	
NET CHANGES IN FUND BALANCES			$ -	

The accompanying notes are an integral part of the financial statements.

STATE OF NEW MEXICO
ALBUQUERQUE MUNICIPAL SCHOOL DISTRICT NO. 12
CHRISTINE DUNCAN HERITAGE ACADEMY
SCHEDULE OF COLLATERAL PLEDGED BY DEPOSITORY
FOR PUBLIC FUNDS
June 30, 2014

Name of Depository	Description of Pledged Collateral	Fair/Par Market Value June 30, 2014	Safekeeping Agent
Wells Fargo Bank	FN AR8590 3.500% Matures 06/01/2043	$ 19,995	Bank of New York Mellon
Wells Fargo Bank	FN AU4290 4.000% Matures 09/01/2043	81,389	Bank of New York Mellon
Wells Fargo Bank	FN MA1688 3.500% Matures 12/01/2033	5,058	Bank of New York Mellon
		$ 106,442	

The accompanying notes are an integral part of the financial statements.

STATE OF NEW MEXICO
ALBUQUERQUE MUNICIPAL SCHOOL DISTRICT NO. 12
CHRISTINE DUNCAN HERITAGE ACADEMY
SCHEDULE OF CASH AND CASH EQUIVALENTS
June 30, 2014

	Wells Fargo Bank
Operating account	$ 425,234
Petty cash	100
Total on deposit	425,334
Reconciling items	(13,041)
Reconciled balance at June 30, 2014	412,293
Less activity funds	-
Balance per Exhibit A-1	$ 412,293

The accompanying notes are an integral part of the financial statements.

Schedule III

STATE OF NEW MEXICO
ALBUQUERQUE MUNICIPAL SCHOOL DISTRICT NO. 12
CHRISTINE DUNCAN HERITAGE ACADEMY
CASH RECONCILIATION
June 30, 2014

	Operational Account 11000	Pupil Transportation 13000	Instructional Materials 14000	Food Services 21000	Student Activity 23000	Projects Account 24000
June 30, 2013 Cash (Book Balance)	$ 239,810	$ -	$ 1,545	$ 7,662	$ -	$ 35
June 30, 2013 Payroll Liabilities	(16,237)	-	-	-	-	(35)
June 30, 2013 Temporary Interfund Loans	26,600	-	-	-	-	(603)
June 30, 2013 Adjustments/Reconciling Differences	(674)	-	-	-	-	-
June 30, 2013 Cash Available to Budget	249,499	-	1,545	7,662	-	(603)
2013-2014 Revenue	1,526,233	-	12,042	111,556	-	95,178
2013-2014 Expenditures	(1,396,442)	-	(7,193)	(103,005)	-	(98,923)
Permanent Cash Transfers/Reversions	-	-	-	-	-	-
Adjustments	-	-	-	-	-	-
June 30, 2014 Cash Available to Budget	379,290	-	6,394	16,213	-	(4,348)
June 30, 2014 Payroll Liabilities	32,477	-	-	-	-	9
June 30, 2014 Temporary Interfund Loans	(58,939)	-	-	-	-	4,339
June 30, 2014 Adjustments/Reconciling Differences	674	-	-	-	-	-
June 30, 2014 Cash (Book Balance)	$ 353,502	$ -	$ 6,394	$ 16,213	$ -	$ -

Schedule III

STATE OF NEW MEXICO
ALBUQUERQUE MUNICIPAL SCHOOL DISTRICT NO. 12
CHRISTINE DUNCAN HERITAGE ACADEMY
CASH RECONCILIATION
June 30, 2014

	Direct Account 25000	Grants Fund 26000	State Flowthrough Fund 27000	State Direct Account 28000	Local/State Account 29000	Public School Capital Outlay 31200
June 30, 2013 Cash (Book Balance)	$ 5,781	$ -	$ -	$ -	$ -	$ -
June 30, 2013 Payroll Liabilities	-	-	-	-	-	-
June 30, 2013 Temporary Interfund Loans	-	(4,000)	(21,997)	-	-	-
June 30, 2013 Adjustments/Reconciling Differences	-	-	-	-	-	-
June 30, 2013 Cash Available to Budget	5,781	(4,000)	(21,997)	-	-	-
2013-2014 Revenue	18,659	4,000	113,563	-	-	60,769
2013-2014 Expenditures	(18,875)	(7,979)	(117,935)	-	-	(81,025)
Permanent Cash Transfers/Reversions	-	-	-	-	-	-
Adjustments	-	-	-	-	-	-
June 30, 2014 Cash Available to Budget	5,565	(7,979)	(26,369)	-	-	(20,256)
June 30, 2014 Payroll Liabilities	-	-	4	-	-	-
June 30, 2014 Temporary Interfund Loans	-	7,979	26,365	-	-	20,256
June 30, 2014 Adjustments/Reconciling Differences	-	-	-	-	-	-
June 30, 2014 Cash (Book Balance)	$ 5,565	$ -	$ -	$ -	$ -	$ -

STATE OF NEW MEXICO
ALBUQUERQUE MUNICIPAL SCHOOL DISTRICT NO. 12
CHRISTINE DUNCAN HERITAGE ACADEMY
CASH RECONCILIATION
June 30, 2014

	Special Capital Outlay 31400	Capital Improve. HB 33 31600	Capital Improve. SB 9 31700	Total Primary Government
June 30, 2013 Cash (Book Balance)	$ -	$ -	$ -	$ 254,833
June 30, 2013 Payroll Liabilities	-	-	-	(16,272)
June 30, 2013 Temporary Interfund Loans	-	-	-	-
June 30, 2013 Adjustments/Reconciling Differences	-	-	-	(674)
June 30, 2013 Cash Available to Budget	-	-	-	237,887
2013-2014 Revenue	-	-	33,253	1,975,253
2013-2014 Expenditures	-	-	(2,634)	(1,834,011)
Permanent Cash Transfers/Reversions	-	-	-	-
Adjustments	-	-	-	-
June 30, 2014 Cash Available to Budget	-	-	30,619	379,129
June 30, 2014 Payroll Liabilities	-	-	-	32,490
June 30, 2014 Temporary Interfund Loans	-	-	-	-
June 30, 2014 Adjustments/Reconciling Differences	-	-	-	674
June 30, 2014 Cash (Book Balance)	$ -	$ -	$ 30,619	$ 412,293

The accompanying notes are an integral part of the financial statements.

STATE OF NEW MEXICO
ALBUQUERQUE MUNICIPAL SCHOOL DISTRICT NO. 12
CORRALES INTERNATIONAL CHARTER SCHOOL
STATEMENT OF NET POSITION
June 30, 2014

	Governmental Activities
ASSETS	
Cash and cash equivalents	$ 280,876
Receivables, net of allowance for uncollectibles:	
Due from other governments	19,688
Prepaid expenses	18,107
Total current assets	318,671
NON-CURRENT ASSETS	
Capital assets:	
Building improvements	-
Furniture, fixtures and equipment	10,911
Less: accumulated depreciation	(10,911)
Total non-current assets	-
TOTAL ASSETS	$ 318,671
LIABILITIES, DEFERRED INFLOWS OF RESOURCES AND NET POSITION	
Accounts payable	$ 41,003
Accrued liabilities	143,816
Due to other governments	-
Total liabilities	184,819
Deferred inflows of resources	61,238
Net investment in capital assets	-
Restricted	27,207
Unrestricted (deficit)	45,407
Total net position (deficit)	72,614
TOTAL LIABILITIES, DEFERRED INFLOWS OF RESOURCES AND NET POSITION	$ 318,671

The accompanying notes are an integral part of the financial statements.

STATE OF NEW MEXICO
ALBUQUERQUE MUNICIPAL SCHOOL DISTRICT NO. 12
CORRALES INTERNATIONAL CHARTER SCHOOL
STATEMENT OF ACTIVITIES
Year Ended June 30, 2014

		Program Revenues			
FUNCTIONS/PROGRAMS	**Expenses**	**Charges for Services**	**Operating Grants and Contributions**	**Capital Grants and Contributions**	**Net Revenues (Expenses) and Changes in Net Position**
Governmental activities:					
Instruction	$ 1,468,746	$ 2,174	$ 132,558	$ -	$ (1,334,014)
Support services:					
Students	151,582	-	17,309	-	(134,273)
Instruction	45,332	-	1,577	-	(43,755)
General Administration	57,365	-	-	-	(57,365)
School Administration	147,509	-	-	-	(147,509)
Central Services	274,671	-	1,278	-	(273,393)
Operation & Maintenance of Plant	265,397	-	-	-	(265,397)
Student Transportation	-	-	-	-	-
Operation of non-instructional services:					
Food Services Operations	5,692	-	7,897	-	2,205
Community Services Operations	-	-	-	-	-
Facilities, Materials, Supplies and Other Services	161,679	-	161,679	-	-
TOTAL GOVERNMENTAL ACTIVITIES	$ 2,577,973	$ 2,174	$ 322,298	$ -	(2,253,501)

GENERAL REVENUES	
State Equalization Guarantee	2,085,722
Property Taxes	-
Total general revenues	2,085,722
Change in net position	(167,779)
Net position, beginning of year	240,393
Net position, end of year	$ 72,614

The accompanying notes are an integral part of the financial statements.

Exhibit B-1

STATE OF NEW MEXICO
ALBUQUERQUE MUNICIPAL SCHOOL DISTRICT NO. 12
CORRALES INTERNATIONAL CHARTER SCHOOL
BALANCE SHEET - GOVERNMENTAL FUNDS
June 30, 2014

	11000 General	14000 Instructional Materials	21000 Food Services	24106 IDEA-B Entitlement	24153 English Language Acquisition
ASSETS					
Cash and cash equivalents	$ 192,431	$ -	$ 2,643	$ -	$ -
Accounts receivable:	-	-	-	-	-
Due from other governments	-	-	-	-	-
Due from other funds	14,098	-	-	-	-
Prepaid expenses	18,107	-	-	-	-
TOTAL ASSETS	$ 224,636	$ -	$ 2,643	$ -	$ -
LIABILITIES, DEFFERED INFLOWS OF RESOURCES AND FUND BALANCE					
Current liabilities:					
Accounts payable	$ 41,003	$ -	$ -	$ -	$ -
Accrued liabilities	138,226	-	-	-	-
Due to other funds	-	-	-	-	-
Due to other governments	-	-	-	-	-
Total current liabilities	179,229	-	-	-	-
Deferred inflows of resources	-	-	-	-	-
Fund balances:					
Nonspendable	-	-	-	-	-
Restricted	-	-	2,643	-	-
Committed	-	-	-	-	-
Assigned	45,407	-	-	-	-
Unassigned (deficit)	-	-	-	-	-
Total fund balance (deficit)	45,407	-	2,643	-	-
TOTAL LIABILITIES, DEFFERED INFLOWS OF RESOURCES AND FUND BALANCE	$ 224,636	$ -	$ 2,643	$ -	$ -

Exhibit B-1

STATE OF NEW MEXICO
ALBUQUERQUE MUNICIPAL SCHOOL DISTRICT NO. 12
CORRALES INTERNATIONAL CHARTER SCHOOL
BALANCE SHEET - GOVERNMENTAL FUNDS
June 30, 2014

	24154 Teacher/Principal Training	26116 Intel Grant	26177 Elementary & Middle School Initiative	26211 Target School Grant
ASSETS				
Cash and cash equivalents	$ -	$ 913	$ -	$ 751
Accounts receivable:	-	-	-	-
Due from other governments	-	-	6,575	-
Due from other funds	-	-	-	-
Prepaid expenses	-	-	-	-
TOTAL ASSETS	$ -	$ 913	$ 6,575	$ 751
LIABILITIES, DEFFERED INFLOWS OF RESOURCES AND FUND BALANCE				
Current liabilities:				
Accounts payable	$ -	$ -	$ -	$ -
Accrued liabilities	-	-	585	-
Due to other funds	-	-	5,990	-
Due to other governments	-	-	-	-
Total current liabilities	-	-	6,575	-
Deferred inflows of resources	-	-	-	-
Fund balances:				
Nonspendable	-	-	-	-
Restricted	-	913	-	751
Committed	-	-	-	-
Assigned	-	-	-	-
Unassigned (deficit)	-	-	-	-
Total fund balance (deficit)	-	913	-	751
TOTAL LIABILITIES, DEFFERED INFLOWS OF RESOURCES AND FUND BALANCE	$ -	$ 913	$ 6,575	$ 751

Exhibit B-1

STATE OF NEW MEXICO
ALBUQUERQUE MUNICIPAL SCHOOL DISTRICT NO. 12
CORRALES INTERNATIONAL CHARTER SCHOOL
BALANCE SHEET - GOVERNMENTAL FUNDS
June 30, 2014

	27114 NM Reads to Lead K-3	27154 Beginning Teacher Mentoring	27185 Next Generation Assessments	29102 Private Direct Grants	29113 Honeywell Grant
ASSETS					
Cash and cash equivalents	$ -	$ 2,006	$ -	$ 20,067	$ 827
Accounts receivable:	-	-	-	-	-
Due from other governments	11,536	-	1,577	-	-
Due from other funds	-	-	-	-	-
Prepaid expenses	-	-	-	-	-
TOTAL ASSETS	$ 11,536	$ 2,006	$ 1,577	$ 20,067	$ 827
LIABILITIES, DEFFERED INFLOWS OF RESOURCES AND FUND BALANCE					
Current liabilities:					
Accounts payable	$ -	$ -	$ -	$ -	$ -
Accrued liabilities	5,005	-	-	-	-
Due to other funds	6,531	-	1,577	-	-
Due to other governments	-	-	-	-	-
Total current liabilities	11,536	-	1,577	-	-
Deferred inflows of resources	-	-	-	-	-
Fund balances:					
Nonspendable	-	-	-	-	-
Restricted	-	2,006	-	20,067	827
Committed	-	-	-	-	-
Assigned	-	-	-	-	-
Unassigned (deficit)	-	-	-	-	-
Total fund balance (deficit)	-	2,006	-	20,067	827
TOTAL LIABILITIES, DEFFERED INFLOWS OF RESOURCES AND FUND BALANCE	$ 11,536	$ 2,006	$ 1,577	$ 20,067	$ 827

STATE OF NEW MEXICO
ALBUQUERQUE MUNICIPAL SCHOOL DISTRICT NO. 12
CORRALES INTERNATIONAL CHARTER SCHOOL
BALANCE SHEET - GOVERNMENTAL FUNDS
June 30, 2014

	31200 Public School Capital Outlay	31700 SB9 Capital Improvements	Total Primary Government
ASSETS			
Cash and cash equivalents	$ -	$ 61,238	$ 280,876
Accounts receivable:	-	-	-
Due from other governments	-	-	19,688
Due from other funds	-	-	14,098
Prepaid expenses	-	-	18,107
TOTAL ASSETS	$ -	$ 61,238	$ 332,769
LIABILITIES, DEFFERED INFLOWS OF RESOURCES AND FUND BALANCE			
Current liabilities:			
Accounts payable	$ -	$ -	$ 41,003
Accrued liabilities	-	-	143,816
Due to other funds	-	-	14,098
Due to other governments	-	-	-
Total current liabilities	-	-	198,917
Deferred inflows of resources	-	61,238	61,238
Fund balances:			
Nonspendable	-	-	-
Restricted	-	-	27,207
Committed	-	-	-
Assigned	-	-	45,407
Unassigned (deficit)	-	-	-
Total fund balance (deficit)	-	-	72,614
TOTAL LIABILITIES, DEFFERED INFLOWS OF RESOURCES AND FUND BALANCE	$ -	$ 61,238	$ 332,769

The accompanying notes are an integral part of the financial statements.

STATE OF NEW MEXICO
ALBUQUERQUE MUNICIPAL SCHOOL DISTRICT NO. 12
CORRALES INTERNATIONAL CHARTER SCHOOL
RECONCILIATION OF THE BALANCE SHEET - GOVERNMENTAL FUNDS
TO THE STATEMENT OF NET POSITION
June 30, 2014

Total Fund Balance - Governmental Funds (Governmental Fund Balance Sheet)	$ 72,614
Amounts reported for governmental activities in the Statement of Net Position are different because:	
Capital assets used in governmental activities are not financial resources and, therefore, are not reported in the funds.	
The cost of capital assets is	10,911
Accumulated depreciation is	(10,911)
Total capital assets	-
Long-term and certain other liabilities are not due and payable in the current period and, therefore, are not reported as liabilities in the funds.	
Long-term and other liabilities at year end consist of:	
Compensated absences payable	-
Total long-term and other liabilities	-
Net position of governmental activities (Statement of Net Position)	$ 72,614

The accompanying notes are an integral part of the financial statements.

Exhibit B-3

STATE OF NEW MEXICO
ALBUQUERQUE MUNICIPAL SCHOOL DISTRICT NO. 12
CORRALES INTERNATIONAL CHARTER SCHOOL
STATEMENT OF REVENUES, EXPENDITURES AND CHANGES IN
FUND BALANCES - GOVERNMENTAL FUNDS
Year Ended June 30, 2014

	11000 General	14000 Instructional Materials	21000 Food Services	24106 IDEA-B Entitlement	24153 English Language Acquisition
REVENUES					
Property taxes	$ -	$ -	$ -	$ -	$ -
Local and county sources	2,174	-	-	-	-
State sources	2,085,722	12,868	-	-	-
Federal sources	-	-	7,897	50,317	952
Interest	-	-	-	-	-
Total revenues	2,087,896	12,868	7,897	50,317	952
EXPENDITURES					
Current:					
Instruction	1,352,266	16,260	-	33,008	952
Support services:	-	-	-	-	-
Students	134,273	-	-	17,309	-
Instruction	43,755	-	-	-	-
General administration	57,365	-	-	-	-
School administration	145,819	-	-	-	-
Central services	269,756	-	-	-	-
Operation & maintenance of plant	264,557	-	-	-	-
Student transportation	-	-	-	-	-
Other support services	-	-	-	-	-
Operation of non-instructional services:					
Community services operations	-	-	-	-	-
Food services operations	438	-	5,254	-	-
Capital outlay	-	-	-	-	-
Total expenditures	2,268,229	16,260	5,254	50,317	952
Excess (deficiency) of revenues over (under) expenditures	(180,333)	(3,392)	2,643	-	-
Other financing sources (uses):					
Other financing uses	-	-	-	-	-
Total other financing sources (uses)	-	-	-	-	-
NET CHANGES IN FUND BALANCES	(180,333)	(3,392)	2,643	-	-
FUND BALANCES, BEGINNING OF YEAR	225,740	3,392	-	-	-
FUND BALANCES, END OF YEAR	$ 45,407	$ -	$ 2,643	$ -	$ -

Exhibit B-3

STATE OF NEW MEXICO
ALBUQUERQUE MUNICIPAL SCHOOL DISTRICT NO. 12
CORRALES INTERNATIONAL CHARTER SCHOOL
STATEMENT OF REVENUES, EXPENDITURES AND CHANGES IN
FUND BALANCES - GOVERNMENTAL FUNDS
Year Ended June 30, 2014

	24154 Teacher/Principal Training	26116 Intel Grant	26177 Elementary & Middle School Initiative	26211 Target School Grant	27114 NM Reads to Lead K-3
REVENUES					
Property taxes	$ -	$ -	$ -	$ -	$ -
Local and county sources	-	1,215	6,575	533	-
State sources	-	-	-	-	48,238
Federal sources	10,038	-	-	-	-
Interest	-	-	-	-	-
Total revenues	10,038	1,215	6,575	533	48,238
EXPENDITURES					
Current:					
Instruction	8,348	1,852	5,297	275	48,238
Support services:	-	-	-	-	-
Students	-	-	-	-	-
Instruction	-	-	-	-	-
General administration	-	-	-	-	-
School administration	1,690	-	-	-	-
Central services	-	-	1,278	-	-
Operation & maintenance of plant	-	840	-	-	-
Student transportation	-	-	-	-	-
Other support services	-	-	-	-	-
Operation of non-instructional services:					
Community services operations	-	-	-	-	-
Food services operations	-	-	-	-	-
Capital outlay	-	-	-	-	-
Total expenditures	10,038	2,692	6,575	275	48,238
Excess (deficiency) of revenues over (under) expenditures	-	(1,477)	-	258	-
Other financing sources (uses):					
Other financing uses	-	-	-	-	-
Total other financing sources (uses)	-	-	-	-	-
NET CHANGES IN FUND BALANCES	-	(1,477)	-	258	-
FUND BALANCES, BEGINNING OF YEAR	-	2,390	-	493	-
FUND BALANCES, END OF YEAR	$ -	$ 913	$ -	$ 751	$ -

STATE OF NEW MEXICO
ALBUQUERQUE MUNICIPAL SCHOOL DISTRICT NO. 12
CORRALES INTERNATIONAL CHARTER SCHOOL
STATEMENT OF REVENUES, EXPENDITURES AND CHANGES IN
FUND BALANCES - GOVERNMENTAL FUNDS
Year Ended June 30, 2014

	27154 Beginning Teacher Mentoring	27185 Next Generation Assessments	29102 Private Direct Grants	29113 Honeywell Grant
REVENUES				
Property taxes	$ -	$ -	$ -	$ -
Local and county sources	-	-	20,393	16
State sources	-	1,577	-	-
Federal sources	-	-	-	-
Interest	-	-	-	-
Total revenues	-	1,577	20,393	16
EXPENDITURES				
Current:				
Instruction	-	-	2,250	-
Support services:	-	-	-	-
Students	-	-	-	-
Instruction	-	1,577	-	-
General administration	-	-	-	-
School administration	-	-	-	-
Central services	-	-	-	-
Operation & maintenance of plant	-	-	-	-
Student transportation	-	-	-	-
Other support services	-	-	-	-
Operation of non-instructional services:				
Community services operations	-	-	-	-
Food services operations	-	-	-	-
Capital outlay	-	-	-	-
Total expenditures	-	1,577	2,250	-
Excess (deficiency) of revenues over (under) expenditures	-	-	18,143	16
Other financing sources (uses):				
Other financing uses	-	-	-	-
Total other financing sources (uses)	-	-	-	-
NET CHANGES IN FUND BALANCES	-	-	18,143	16
FUND BALANCES, BEGINNING OF YEAR	2,006	-	1,924	811
FUND BALANCES, END OF YEAR	$ 2,006	$ -	$ 20,067	$ 827

STATE OF NEW MEXICO
ALBUQUERQUE MUNICIPAL SCHOOL DISTRICT NO. 12
CORRALES INTERNATIONAL CHARTER SCHOOL
STATEMENT OF REVENUES, EXPENDITURES AND CHANGES IN
FUND BALANCES - GOVERNMENTAL FUNDS
Year Ended June 30, 2014

	31200 Public School Capital Outlay	31700 SB9 Capital Improvements	Total Primary Government
REVENUES			
Property taxes	$ -	$ -	$ -
Local and county sources	-	-	30,906
State sources	161,679	-	2,310,084
Federal sources	-	-	69,204
Interest	-	-	-
Total revenues	161,679	-	2,410,194
EXPENDITURES			
Current:			
Instruction	-	-	1,468,746
Support services:	-	-	
Students	-	-	151,582
Instruction	-	-	45,332
General administration	-	-	57,365
School administration	-	-	147,509
Central services	-	-	271,034
Operation & maintenance of plant	-	-	265,397
Student transportation	-	-	-
Other support services	-	-	-
Operation of non-instructional services:			
Community services operations	-	-	-
Food services operations	-	-	5,692
Capital outlay	161,679	-	161,679
Total expenditures	161,679	-	2,574,336
Excess (deficiency) of revenues over (under) expenditures	-	-	(164,142)
Other financing sources (uses):			
Other financing uses	-	-	-
Total other financing sources (uses)	-	-	-
NET CHANGES IN FUND BALANCES	-	-	(164,142)
FUND BALANCES, BEGINNING OF YEAR	-	-	236,756
FUND BALANCES, END OF YEAR	$ -	$ -	$ 72,614

The accompanying notes are an integral part of the financial statements.

STATE OF NEW MEXICO
ALBUQUERQUE MUNICIPAL SCHOOL DISTRICT NO. 12
CORRALES INTERNATIONAL CHARTER SCHOOL
RECONCILIATION OF THE STATEMENT OF REVENUES, EXPENDITURES, AND CHANGES IN FUND BALANCES - GOVERNMENTAL FUNDS TO THE STATEMENT OF ACTIVITIES
Year Ended June 30, 2014

Net Changes in Fund Balances - Total Governmental Funds (Statement of Revenues, Expenditures, and Changes in Fund Balances)	$ (164,142)
Amounts reported for governmental activities in the Statement of Activities are different because:	
In the Statement of Activities, certain operating expenses - compensated absences (sick and annual leave) are measured by the amounts earned during the year. In the Governmental Funds, however, expenditures for these items are measured by the amounts of financial resources used (essentially, the amounts actually paid).	
The decrease in compensated absences for the fiscal year was:	-
Governmental Funds report capital outlays as expenditures. However, in the Statement of Activities, the cost of those assets is allocated over their estimated useful lives and reported as depreciation expense. In the current period, these amounts were:	
Capital outlay	-
Depreciation expense	(3,637)
Excess of depreciation expense over capital outlay	(3,637)
Loss/Adjustments on disposal of assets	-
Change in net position of governmental activities (Statement of Activities)	$ (167,779)

The accompanying notes are an integral part of the financial statements.

STATE OF NEW MEXICO
ALBUQUERQUE MUNICIPAL SCHOOL DISTRICT NO. 12
CORRALES INTERNATIONAL CHARTER SCHOOL
GENERAL FUND (FUND 11000)
STATEMENT OF REVENUES, EXPENDITURES AND CHANGES IN
FUND BALANCE - BUDGET (BUDGETARY BASIS) AND ACTUAL
Year Ended June 30, 2014

	Budgeted Amounts		Actual Amounts	Variance From Final Budget
	Original	Final	(Budgetary Basis)	Positive (Negative)
REVENUES				
Local and county sources	$ -	$ 2,128	$ 2,174	$ 46
State sources	2,091,333	2,085,721	2,085,722	1
Federal sources	-	-	-	-
Interest	-	-	-	-
TOTAL REVENUES	2,091,333	2,087,849	2,087,896	47
EXPENDITURES				
Current:				
Instruction	1,400,395	1,386,630	1,352,266	34,364
Support Services:				
Students	124,203	143,383	134,273	9,110
Instruction	20,707	45,373	43,755	1,618
General administration	32,422	36,119	33,512	2,607
School administration	127,813	147,209	145,819	1,390
Central services	227,722	286,170	265,633	20,537
Operation & maintenance of plant	321,255	268,265	251,725	16,540
Student transportation	-	-	-	-
Other support services	-	-	-	-
Operation of non-instructional services:				
Community services operations	-	-	-	-
Food services operations	-	438	438	-
Capital outlay	-	-	-	-
TOTAL EXPENDITURES	2,254,517	2,313,587	2,227,421	86,166
EXCESS (DEFICIENCY) OF REVENUES OVER (UNDER) EXPENDITURES	(163,184)	(225,738)	(139,525)	(86,213)
DESIGNATED CASH	163,184	225,738	-	(225,738)
NET CHANGES IN FUND BALANCES	$ -	$ -	(139,525)	$ (139,525)
RECONCILIATION TO GAAP BASIS				
Adjustments to revenues			-	
Adjustments to expenditures			(40,808)	
NET CHANGES IN FUND BALANCES			$ (180,333)	

The accompanying notes are an integral part of the financial statements.

STATE OF NEW MEXICO
ALBUQUERQUE MUNICIPAL SCHOOL DISTRICT NO. 12
CORRALES INTERNATIONAL CHARTER SCHOOL
INSTRUCTIONAL MATERIALS FUND (FUND 14000)
STATEMENT OF REVENUES, EXPENDITURES AND CHANGES IN
FUND BALANCE - BUDGET (BUDGETARY BASIS) AND ACTUAL
Year Ended June 30, 2014

	Budgeted Amounts		Actual Amounts	Variance From Final Budget
	Original	Final	(Budgetary Basis)	Positive (Negative)
REVENUES				
Local and county sources	$ -	$ -	$ -	$ -
State sources	-	16,260	16,260	-
Federal sources	-	-	-	-
Interest	-	-	-	-
TOTAL REVENUES	-	16,260	16,260	-
EXPENDITURES				
Current:				
Instruction	-	16,260	16,260	-
Support Services:				
Students	-	-	-	-
Instruction	-	-	-	-
General administration	-	-	-	-
School administration	-	-	-	-
Central services	-	-	-	-
Operation & maintenance of plant	-	-	-	-
Student transportation	-	-	-	-
Other support services	-	-	-	-
Operation of non-instructional services:				
Community services operations	-	-	-	-
Food services operations	-	-	-	-
Capital outlay	-	-	-	-
TOTAL EXPENDITURES	-	16,260	16,260	-
EXCESS (DEFICIENCY) OF REVENUES OVER (UNDER) EXPENDITURES	-	-	-	-
DESIGNATED CASH	-	-	-	-
NET CHANGES IN FUND BALANCES	$ -	$ -	-	$ -
RECONCILIATION TO GAAP BASIS				
Adjustments to revenues			(3,392)	
Adjustments to expenditures			-	
NET CHANGES IN FUND BALANCES			$ (3,392)	

The accompanying notes are an integral part of the financial statements.

STATE OF NEW MEXICO
ALBUQUERQUE MUNICIPAL SCHOOL DISTRICT NO. 12
CORRALES INTERNATIONAL CHARTER SCHOOL
FOOD SERVICES (FUND 21000)
STATEMENT OF REVENUES, EXPENDITURES AND CHANGES IN
FUND BALANCE - BUDGET (BUDGETARY BASIS) AND ACTUAL
Year Ended June 30, 2014

	Budgeted Amounts		Actual Amounts	Variance From Final Budget
	Original	Final	(Budgetary Basis)	Positive (Negative)
REVENUES				
Local and county sources	$ -	$ -	$ -	$ -
State sources	-	-	-	-
Federal sources	-	8,474	7,897	(577)
Interest	-	-	-	-
TOTAL REVENUES	-	8,474	7,897	(577)
EXPENDITURES				
Current:				
Instruction	-	-	-	-
Support Services:				
Students	-	-	-	-
Instruction	-	-	-	-
General administration	-	-	-	-
School administration	-	-	-	-
Central services	-	-	-	-
Operation & maintenance of plant	-	-	-	-
Student transportation	-	-	-	-
Other support services	-	-	-	-
Operation of non-instructional services:				
Community services operations	-	-	-	-
Food services operations	-	8,474	5,254	3,220
Capital outlay	-	-	-	-
TOTAL EXPENDITURES	-	8,474	5,254	3,220
EXCESS (DEFICIENCY) OF REVENUES OVER (UNDER) EXPENDITURES	-	-	2,643	(2,643)
DESIGNATED CASH	-	-	-	-
NET CHANGES IN FUND BALANCES	$ -	$ -	2,643	$ 2,643
RECONCILIATION TO GAAP BASIS				
Adjustments to revenues			-	
Adjustments to expenditures			-	
NET CHANGES IN FUND BALANCES			$ 2,643	

The accompanying notes are an integral part of the financial statements.

STATE OF NEW MEXICO
ALBUQUERQUE MUNICIPAL SCHOOL DISTRICT NO. 12
CORRALES INTERNATIONAL CHARTER SCHOOL
IDEA-B ENTITLEMENT (FUND 24106)
STATEMENT OF REVENUES, EXPENDITURES AND CHANGES IN
FUND BALANCE - BUDGET (BUDGETARY BASIS) AND ACTUAL
Year Ended June 30, 2014

	Budgeted Amounts		Actual Amounts	Variance From Final Budget
	Original	Final	(Budgetary Basis)	Positive (Negative)
REVENUES				
Local and county sources	$ -	$ -	$ -	$ -
State sources	-	-	-	-
Federal sources	47,789	50,317	50,317	-
Interest	-	-	-	-
TOTAL REVENUES	47,789	50,317	50,317	-
EXPENDITURES				
Current:				
Instruction	30,480	33,008	33,008	-
Support Services:				
Students	17,309	17,309	17,309	-
Instruction	-	-	-	-
General administration	-	-	-	-
School administration	-	-	-	-
Central services	-	-	-	-
Operation & maintenance of plant	-	-	-	-
Student transportation	-	-	-	-
Other support services	-	-	-	-
Operation of non-instructional services:				
Community services operations	-	-	-	-
Food services operations	-	-	-	-
Capital outlay	-	-	-	-
TOTAL EXPENDITURES	47,789	50,317	50,317	-
EXCESS (DEFICIENCY) OF REVENUES OVER (UNDER) EXPENDITURES	-	-	-	-
DESIGNATED CASH	-	-	-	-
NET CHANGES IN FUND BALANCES	$ -	$ -	-	$ -
RECONCILIATION TO GAAP BASIS				
Adjustments to revenues			-	
Adjustments to expenditures			-	
NET CHANGES IN FUND BALANCES			$ -	

The accompanying notes are an integral part of the financial statements.

STATE OF NEW MEXICO
ALBUQUERQUE MUNICIPAL SCHOOL DISTRICT NO. 12
CORRALES INTERNATIONAL CHARTER SCHOOL
ENGLISH LANGUAGE ACQUISITION (FUND 24153)
STATEMENT OF REVENUES, EXPENDITURES AND CHANGES IN
FUND BALANCE - BUDGET (BUDGETARY BASIS) AND ACTUAL
Year Ended June 30, 2014

	Budgeted Amounts		Actual Amounts	Variance From Final Budget
	Original	Final	(Budgetary Basis)	Positive (Negative)
REVENUES				
Local and county sources	$ -	$ -	$ -	$ -
State sources	-	-	-	-
Federal sources	952	952	1,358	406
Interest	-	-	-	-
TOTAL REVENUES	952	952	1,358	406
EXPENDITURES				
Current:				
Instruction	952	952	952	-
Support Services:				
Students	-	-	-	-
Instruction	-	-	-	-
General administration	-	-	-	-
School administration	-	-	-	-
Central services	-	-	-	-
Operation & maintenance of plant	-	-	-	-
Student transportation	-	-	-	-
Other support services	-	-	-	-
Operation of non-instructional services:				
Community services operations	-	-	-	-
Food services operations	-	-	-	-
Capital outlay	-	-	-	-
TOTAL EXPENDITURES	952	952	952	-
EXCESS (DEFICIENCY) OF REVENUES OVER (UNDER) EXPENDITURES	-	-	406	(406)
DESIGNATED CASH	-	-	-	-
NET CHANGES IN FUND BALANCES	$ -	$ -	406	$ 406
RECONCILIATION TO GAAP BASIS				
Adjustments to revenues			(406)	
Adjustments to expenditures			-	
NET CHANGES IN FUND BALANCES			$ -	

The accompanying notes are an integral part of the financial statements.

STATE OF NEW MEXICO
ALBUQUERQUE MUNICIPAL SCHOOL DISTRICT NO. 12
CORRALES INTERNATIONAL CHARTER SCHOOL
TEACHER/PRINCIPAL TRAINING (FUND 24154)
STATEMENT OF REVENUES, EXPENDITURES AND CHANGES IN
FUND BALANCE - BUDGET (BUDGETARY BASIS) AND ACTUAL
Year Ended June 30, 2014

	Budgeted Amounts		Actual Amounts	Variance From Final Budget
	Original	Final	(Budgetary Basis)	Positive (Negative)
REVENUES				
Local and county sources	$ -	$ -	$ -	$ -
State sources	-	-	-	-
Federal sources	10,038	10,038	10,038	-
Interest	-	-	-	-
TOTAL REVENUES	10,038	10,038	10,038	-
EXPENDITURES				
Current:				
Instruction	8,348	8,348	8,348	-
Support Services:				
Students	-	-	-	-
Instruction	-	-	-	-
General administration	-	-	-	-
School administration	1,690	1,690	1,690	-
Central services	-	-	-	-
Operation & maintenance of plant	-	-	-	-
Student transportation	-	-	-	-
Other support services	-	-	-	-
Operation of non-instructional services:				
Community services operations	-	-	-	-
Food services operations	-	-	-	-
Capital outlay	-	-	-	-
TOTAL EXPENDITURES	10,038	10,038	10,038	-
EXCESS (DEFICIENCY) OF REVENUES OVER (UNDER) EXPENDITURES	-	-	-	-
DESIGNATED CASH	-	-	-	-
NET CHANGES IN FUND BALANCES	$ -	$ -	-	$ -
RECONCILIATION TO GAAP BASIS				
Adjustments to revenues			-	
Adjustments to expenditures			-	
NET CHANGES IN FUND BALANCES			$ -	

The accompanying notes are an integral part of the financial statements.

STATE OF NEW MEXICO
ALBUQUERQUE MUNICIPAL SCHOOL DISTRICT NO. 12
CORRALES INTERNATIONAL CHARTER SCHOOL
INTEL GRANT (FUND 26116)
STATEMENT OF REVENUES, EXPENDITURES AND CHANGES IN
FUND BALANCE - BUDGET (BUDGETARY BASIS) AND ACTUAL
Year Ended June 30, 2014

	Budgeted Amounts		Actual Amounts	Variance From Final Budget
	Original	Final	(Budgetary Basis)	Positive (Negative)
REVENUES				
Local and county sources	$ -	$ 840	$ 1,215	$ 375
State sources	-	-	-	-
Federal sources	-	-	-	-
Interest	-	-	-	-
TOTAL REVENUES	-	840	1,215	375
EXPENDITURES				
Current:				
Instruction	2,390	2,390	1,852	538
Support Services:				
Students	-	-	-	-
Instruction	-	-	-	-
General administration	-	-	-	-
School administration	-	-	-	-
Central services	-	-	-	-
Operation & maintenance of plant	-	840	840	-
Student transportation	-	-	-	-
Other support services	-	-	-	-
Operation of non-instructional services:				
Community services operations	-	-	-	-
Food services operations	-	-	-	-
Capital outlay	-	-	-	-
TOTAL EXPENDITURES	2,390	3,230	2,692	538
EXCESS (DEFICIENCY) OF REVENUES OVER (UNDER) EXPENDITURES	(2,390)	(2,390)	(1,477)	(913)
DESIGNATED CASH	2,390	2,390	-	(2,390)
NET CHANGES IN FUND BALANCES	$ -	$ -	(1,477)	$ (1,477)
RECONCILIATION TO GAAP BASIS				
Adjustments to revenues			-	
Adjustments to expenditures			-	
NET CHANGES IN FUND BALANCES			$ (1,477)	

The accompanying notes are an integral part of the financial statements.

STATE OF NEW MEXICO
ALBUQUERQUE MUNICIPAL SCHOOL DISTRICT NO. 12
CORRALES INTERNATIONAL CHARTER SCHOOL
ELEMENTARY & MIDDLE SCHOOL INITIATIVE (FUND 26177)
STATEMENT OF REVENUES, EXPENDITURES AND CHANGES IN
FUND BALANCE - BUDGET (BUDGETARY BASIS) AND ACTUAL
Year Ended June 30, 2014

	Budgeted Amounts		Actual Amounts	Variance From Final Budget
	Original	Final	(Budgetary Basis)	Positive (Negative)
REVENUES				
Local and county sources	$ -	$ 8,243	$ -	$ (8,243)
State sources	-	-	-	-
Federal sources	-	-	-	-
Interest	-	-	-	-
TOTAL REVENUES	-	8,243	-	(8,243)
EXPENDITURES				
Current:				
Instruction	-	6,964	5,297	1,667
Support Services:				
Students	-	-	-	-
Instruction	-	-	-	-
General administration	-	-	-	-
School administration	-	-	-	-
Central services	-	1,279	1,278	1
Operation & maintenance of plant	-	-	-	-
Student transportation	-	-	-	-
Other support services	-	-	-	-
Operation of non-instructional services:				
Community services operations	-	-	-	-
Food services operations	-	-	-	-
Capital outlay	-	-	-	-
TOTAL EXPENDITURES	-	8,243	6,575	1,668
EXCESS (DEFICIENCY) OF REVENUES OVER (UNDER) EXPENDITURES	-	-	(6,575)	6,575
DESIGNATED CASH	-	-	-	-
NET CHANGES IN FUND BALANCES	$ -	$ -	(6,575)	$ (6,575)
RECONCILIATION TO GAAP BASIS				
Adjustments to revenues			6,575	
Adjustments to expenditures			-	
NET CHANGES IN FUND BALANCES			$ -	

The accompanying notes are an integral part of the financial statements.

STATE OF NEW MEXICO
ALBUQUERQUE MUNICIPAL SCHOOL DISTRICT NO. 12
CORRALES INTERNATIONAL CHARTER SCHOOL
TARGET SCHOOL GRANT (FUND 26211)
STATEMENT OF REVENUES, EXPENDITURES AND CHANGES IN
FUND BALANCE - BUDGET (BUDGETARY BASIS) AND ACTUAL
Year Ended June 30, 2014

	Budgeted Amounts		Actual Amounts	Variance From Final Budget
	Original	Final	(Budgetary Basis)	Positive (Negative)
REVENUES				
Local and county sources	$ -	$ 534	$ 533	$ (1)
State sources	-	-	-	-
Federal sources	-	-	-	-
Interest	-	-	-	-
TOTAL REVENUES	-	534	533	(1)
EXPENDITURES				
Current:				
Instruction	493	1,027	275	752
Support Services:				
Students	-	-	-	-
Instruction	-	-	-	-
General administration	-	-	-	-
School administration	-	-	-	-
Central services	-	-	-	-
Operation & maintenance of plant	-	-	-	-
Student transportation	-	-	-	-
Other support services	-	-	-	-
Operation of non-instructional services:				
Community services operations	-	-	-	-
Food services operations	-	-	-	-
Capital outlay	-	-	-	-
TOTAL EXPENDITURES	493	1,027	275	752
EXCESS (DEFICIENCY) OF REVENUES OVER (UNDER) EXPENDITURES	(493)	(493)	258	(751)
DESIGNATED CASH	493	493	-	(493)
NET CHANGES IN FUND BALANCES	$ -	$ -	258	$ 258
RECONCILIATION TO GAAP BASIS				
Adjustments to revenues			-	
Adjustments to expenditures			-	
NET CHANGES IN FUND BALANCES			$ 258	

The accompanying notes are an integral part of the financial statements.

STATE OF NEW MEXICO
ALBUQUERQUE MUNICIPAL SCHOOL DISTRICT NO. 12
CORRALES INTERNATIONAL CHARTER SCHOOL
NM READS TO LEAD K-3 (FUND 27114)
STATEMENT OF REVENUES, EXPENDITURES AND CHANGES IN
FUND BALANCE - BUDGET (BUDGETARY BASIS) AND ACTUAL
Year Ended June 30, 2014

	Budgeted Amounts		Actual Amounts	Variance From Final Budget
	Original	Final	(Budgetary Basis)	Positive (Negative)
REVENUES				
Local and county sources	$ -	$ -	$ -	$ -
State sources	-	48,238	36,702	(11,536)
Federal sources	-	-	-	-
Interest	-	-	-	-
TOTAL REVENUES	-	48,238	36,702	(11,536)
EXPENDITURES				
Current:				
Instruction	-	48,238	48,238	-
Support Services:				
Students	-	-	-	-
Instruction	-	-	-	-
General administration	-	-	-	-
School administration	-	-	-	-
Central services	-	-	-	-
Operation & maintenance of plant	-	-	-	-
Student transportation	-	-	-	-
Other support services	-	-	-	-
Operation of non-instructional services:				
Community services operations	-	-	-	-
Food services operations	-	-	-	-
Capital outlay	-	-	-	-
TOTAL EXPENDITURES	-	48,238	48,238	-
EXCESS (DEFICIENCY) OF REVENUES OVER (UNDER) EXPENDITURES	-	-	(11,536)	11,536
DESIGNATED CASH	-	-	-	-
NET CHANGES IN FUND BALANCES	$ -	$ -	(11,536)	$ (11,536)
RECONCILIATION TO GAAP BASIS				
Adjustments to revenues			11,536	
Adjustments to expenditures			-	
NET CHANGES IN FUND BALANCES			$ -	

The accompanying notes are an integral part of the financial statements.

STATE OF NEW MEXICO
ALBUQUERQUE MUNICIPAL SCHOOL DISTRICT NO. 12
CORRALES INTERNATIONAL CHARTER SCHOOL
BEGINNING TEACHER MENTORING FUND (FUND 27154)
STATEMENT OF REVENUES, EXPENDITURES AND CHANGES IN
FUND BALANCE - BUDGET (BUDGETARY BASIS) AND ACTUAL
Year Ended June 30, 2014

	Budgeted Amounts		Actual Amounts	Variance From Final Budget
	Original	Final	(Budgetary Basis)	Positive (Negative)
REVENUES				
Local and county sources	$ -	$ -	$ -	$ -
State sources	-	-	-	-
Federal sources	-	-	-	-
Interest	-	-	-	-
TOTAL REVENUES	-	-	-	-
EXPENDITURES				
Current:				
Instruction	-	-	-	-
Support Services:				
Students	-	-	-	-
Instruction	-	-	-	-
General administration	-	-	-	-
School administration	-	-	-	-
Central services	-	-	-	-
Operation & maintenance of plant	-	-	-	-
Student transportation	-	-	-	-
Other support services	-	-	-	-
Operation of non-instructional services:				
Community services operations	-	-	-	-
Food services operations	-	-	-	-
Capital outlay	-	-	-	-
TOTAL EXPENDITURES	-	-	-	-
EXCESS (DEFICIENCY) OF REVENUES OVER (UNDER) EXPENDITURES	-	-	-	-
DESIGNATED CASH	-	-	-	-
NET CHANGES IN FUND BALANCES	$ -	$ -	-	$ -
RECONCILIATION TO GAAP BASIS				
Adjustments to revenues			-	
Adjustments to expenditures			-	
NET CHANGES IN FUND BALANCES			$ -	

The accompanying notes are an integral part of the financial statements.

STATE OF NEW MEXICO
ALBUQUERQUE MUNICIPAL SCHOOL DISTRICT NO. 12
CORRALES INTERNATIONAL CHARTER SCHOOL
NEXT GENERATION ASSESSMENTS (FUND 27185)
STATEMENT OF REVENUES, EXPENDITURES AND CHANGES IN
FUND BALANCE - BUDGET (BUDGETARY BASIS) AND ACTUAL
Year Ended June 30, 2014

	Budgeted Amounts		Actual Amounts	Variance From Final Budget
	Original	Final	(Budgetary Basis)	Positive (Negative)
REVENUES				
Local and county sources	$ -	$ -	$ -	$ -
State sources	-	1,577	-	(1,577)
Federal sources	-	-	-	-
Interest	-	-	-	-
TOTAL REVENUES	-	1,577	-	(1,577)
EXPENDITURES				
Current:				
Instruction	-	-	-	-
Support Services:				
Students	-	-	-	-
Instruction	-	1,577	1,577	-
General administration	-	-	-	-
School administration	-	-	-	-
Central services	-	-	-	-
Operation & maintenance of plant	-	-	-	-
Student transportation	-	-	-	-
Other support services	-	-	-	-
Operation of non-instructional services:				
Community services operations	-	-	-	-
Food services operations	-	-	-	-
Capital outlay	-	-	-	-
TOTAL EXPENDITURES	-	1,577	1,577	-
EXCESS (DEFICIENCY) OF REVENUES OVER (UNDER) EXPENDITURES	-	-	(1,577)	1,577
DESIGNATED CASH	-	-	-	-
NET CHANGES IN FUND BALANCES	$ -	$ -	(1,577)	$ (1,577)
RECONCILIATION TO GAAP BASIS				
Adjustments to revenues			1,577	
Adjustments to expenditures			-	
NET CHANGES IN FUND BALANCES			$ -	

The accompanying notes are an integral part of the financial statements.

STATE OF NEW MEXICO
ALBUQUERQUE MUNICIPAL SCHOOL DISTRICT NO. 12
CORRALES INTERNATIONAL CHARTER SCHOOL
PRIVATE DIRECT GRANTS (FUND 29102)
STATEMENT OF REVENUES, EXPENDITURES AND CHANGES IN
FUND BALANCE - BUDGET (BUDGETARY BASIS) AND ACTUAL
Year Ended June 30, 2014

	Budgeted Amounts		Actual Amounts	Variance From Final Budget
	Original	Final	(Budgetary Basis)	Positive (Negative)
REVENUES				
Local and county sources	$ -	$ 20,394	$ 20,393	$ (1)
State sources	-	-	-	-
Federal sources	-	-	-	-
Interest	-	-	-	-
TOTAL REVENUES	-	20,394	20,393	(1)
EXPENDITURES				
Current:				
Instruction	1,923	14,468	2,250	12,218
Support Services:				
Students	-	-	-	-
Instruction	-	-	-	-
General administration	-	-	-	-
School administration	-	-	-	-
Central services	-	-	-	-
Operation & maintenance of plant	-	7,849	-	7,849
Student transportation	-	-	-	-
Other support services	-	-	-	-
Operation of non-instructional services:				
Community services operations	-	-	-	-
Food services operations	-	-	-	-
Capital outlay	-	-	-	-
TOTAL EXPENDITURES	1,923	22,317	2,250	20,067
EXCESS (DEFICIENCY) OF REVENUES OVER (UNDER) EXPENDITURES	(1,923)	(1,923)	18,143	(20,066)
DESIGNATED CASH	1,923	1,923	-	(1,923)
NET CHANGES IN FUND BALANCES	$ -	$ -	18,143	$ 18,143
RECONCILIATION TO GAAP BASIS				
Adjustments to revenues			-	
Adjustments to expenditures			-	
NET CHANGES IN FUND BALANCES			$ 18,143	

The accompanying notes are an integral part of the financial statements.

STATE OF NEW MEXICO
ALBUQUERQUE MUNICIPAL SCHOOL DISTRICT NO. 12
CORRALES INTERNATIONAL CHARTER SCHOOL
HONEYWELL GRANT (FUND 29113)
STATEMENT OF REVENUES, EXPENDITURES AND CHANGES IN
FUND BALANCE - BUDGET (BUDGETARY BASIS) AND ACTUAL
Year Ended June 30, 2014

	Budgeted Amounts		Actual Amounts	Variance From Final Budget
	Original	Final	(Budgetary Basis)	Positive (Negative)
REVENUES				
Local and county sources	$ -	$ 16	$ 16	$ -
State sources	-	-	-	-
Federal sources	-	-	-	-
Interest	-	-	-	-
TOTAL REVENUES	-	16	16	-
EXPENDITURES				
Current:				
Instruction	811	827	-	827
Support Services:				
Students	-	-	-	-
Instruction	-	-	-	-
General administration	-	-	-	-
School administration	-	-	-	-
Central services	-	-	-	-
Operation & maintenance of plant	-	-	-	-
Student transportation	-	-	-	-
Other support services	-	-	-	-
Operation of non-instructional services:				
Community services operations	-	-	-	-
Food services operations	-	-	-	-
Capital outlay	-	-	-	-
TOTAL EXPENDITURES	811	827	-	827
EXCESS (DEFICIENCY) OF REVENUES OVER (UNDER) EXPENDITURES	(811)	(811)	16	(827)
DESIGNATED CASH	811	811	-	(811)
NET CHANGES IN FUND BALANCES	$ -	$ -	16	$ 16
RECONCILIATION TO GAAP BASIS				
Adjustments to revenues			-	
Adjustments to expenditures			-	
NET CHANGES IN FUND BALANCES			$ 16	

The accompanying notes are an integral part of the financial statements.

STATE OF NEW MEXICO
ALBUQUERQUE MUNICIPAL SCHOOL DISTRICT NO. 12
CORRALES INTERNATIONAL CHARTER SCHOOL
PUBLIC SCHOOL CAPITAL OUTLAY (FUND 31200)
STATEMENT OF REVENUES, EXPENDITURES AND CHANGES IN
FUND BALANCE - BUDGET (BUDGETARY BASIS) AND ACTUAL
Year Ended June 30, 2014

	Budgeted Amounts		Actual Amounts	Variance From Final Budget
	Original	Final	(Budgetary Basis)	Positive (Negative)
REVENUES				
Local and county sources	$ -	$ -	$ -	$ -
State sources	-	161,679	161,679	-
Federal sources	-	-	-	-
Interest	-	-	-	-
TOTAL REVENUES	-	161,679	161,679	-
EXPENDITURES				
Current:				
Instruction	-	-	-	-
Support Services:				
Students	-	-	-	-
Instruction	-	-	-	-
General administration	-	-	-	-
School administration	-	-	-	-
Central services	-	-	-	-
Operation & maintenance of plant	-	-	-	-
Student transportation	-	-	-	-
Other support services	-	-	-	-
Operation of non-instructional services:				
Community services operations	-	-	-	-
Food services operations	-	-	-	-
Capital outlay	-	161,679	161,679	-
TOTAL EXPENDITURES	-	161,679	161,679	-
EXCESS (DEFICIENCY) OF REVENUES OVER (UNDER) EXPENDITURES	-	-	-	-
DESIGNATED CASH	-	-	-	-
NET CHANGES IN FUND BALANCES	$ -	$ -	-	$ -
RECONCILIATION TO GAAP BASIS				
Adjustments to revenues			-	
Adjustments to expenditures			-	
NET CHANGES IN FUND BALANCES			$ -	

The accompanying notes are an integral part of the financial statements.

STATE OF NEW MEXICO
ALBUQUERQUE MUNICIPAL SCHOOL DISTRICT NO. 12
CORRALES INTERNATIONAL CHARTER SCHOOL
SB9 CAPITAL IMPROVEMENTS (FUND 31700)
STATEMENT OF REVENUES, EXPENDITURES AND CHANGES IN
FUND BALANCE - BUDGET (BUDGETARY BASIS) AND ACTUAL
Year Ended June 30, 2014

	Budgeted Amounts		Actual Amounts	Variance From Final Budget
	Original	Final	(Budgetary Basis)	Positive (Negative)
REVENUES				
Local and county sources	$ 64,443	$ 64,443	$ 61,238	$ (3,205)
State sources	-	5,053	-	(5,053)
Federal sources	-	-	-	-
Interest	-	-	-	-
TOTAL REVENUES	64,443	69,496	61,238	(8,258)
EXPENDITURES				
Current:				
Instruction	-	-	-	-
Support Services:				
Students	-	-	-	-
Instruction	-	-	-	-
General administration	645	645	-	645
School administration	-	-	-	-
Central services	-	-	-	-
Operation & maintenance of plant	-	-	-	-
Student transportation	-	-	-	-
Other support services	-	-	-	-
Operation of non-instructional services:				
Community services operations	-	-	-	-
Food services operations	-	-	-	-
Capital outlay	63,798	68,851	-	68,851
TOTAL EXPENDITURES	64,443	69,496	-	69,496
EXCESS (DEFICIENCY) OF REVENUES OVER (UNDER) EXPENDITURES	-	-	61,238	(61,238)
DESIGNATED CASH	-	-	-	-
NET CHANGES IN FUND BALANCES	$ -	$ -	61,238	$ 61,238
RECONCILIATION TO GAAP BASIS				
Adjustments to revenues			(61,238)	
Adjustments to expenditures			-	
NET CHANGES IN FUND BALANCES			$ -	

The accompanying notes are an integral part of the financial statements.

STATE OF NEW MEXICO
ALBUQUERQUE MUNICIPAL SCHOOL DISTRICT NO. 12
CORRALES INTERNATIONAL CHARTER SCHOOL
STATEMENT OF FIDUCIARY ASSETS AND LIABILITIES - AGENCY FUNDS
June 30, 2014

	Agency Funds
ASSETS	
Cash and cash equivalents	$ 462
TOTAL ASSETS	$ 462
LIABILITIES	
Deposits held for others	$ 462
TOTAL LIABILITIES	$ 462

The accompanying notes are an integral part of the financial statements.

STATE OF NEW MEXICO
ALBUQUERQUE MUNICIPAL SCHOOL DISTRICT NO. 12
CORRALES INTERNATIONAL CHARTER SCHOOL
SCHEDULE OF CHANGES IN ASSETS AND LIABILITIES - AGENCY FUNDS
Year Ended June 30, 2014

	Balance, July 1, 2013	Additions	Deletions	Balance, June 30, 2014
ASSETS				
Cash in bank	$ 1,022	$ 276	$ (836)	$ 462
TOTAL ASSETS	$ 1,022	$ 276	$ (836)	$ 462
LIABILITIES				
Deposits held for others	$ 1,022	$ 276	$ (836)	$ 462
TOTAL ASSETS	$ 1,022	$ 276	$ (836)	$ 462

The accompanying notes are an integral part of the financial statements.

STATE OF NEW MEXICO
ALBUQUERQUE MUNICIPAL SCHOOL DISTRICT NO. 12
CORRALES INTERNATIONAL CHARTER SCHOOL
SCHEDULE OF COLLATERAL PLEDGED BY DEPOSITORY
FOR PUBLIC FUNDS
June 30, 2014

Name of Depository	Description of Pledged Collateral	Fair/Par Market Value June 30, 2014	Safekeeping Agent
Wells Fargo Bank	CUSIP 3138W7GH1 3.00% Matures 03/01/2043	$ 55,143	Wells Fargo
		$ 55,143	

The accompanying notes are an integral part of the financial statements.

STATE OF NEW MEXICO
ALBUQUERQUE MUNICIPAL SCHOOL DISTRICT NO. 12
CORRALES INTERNATIONAL CHARTER SCHOOL
SCHEDULE OF CASH AND CASH EQUIVALENTS
June 30, 2014

	Wells Fargo Bank
Operating account	$ 303,691
Reconciling items	(22,353)
Reconciled balance at June 30, 2014	281,338
Less activity funds	(462)
Balance per Exhibit A-1	$ 280,876

The accompanying notes are an integral part of the financial statements.

Schedule III

STATE OF NEW MEXICO
ALBUQUERQUE MUNICIPAL SCHOOL DISTRICT NO. 12
CORRALES INTERNATIONAL CHARTER SCHOOL
CASH RECONCILIATION
June 30, 2014

	Operational Account 11000	Pupil Transportation 13000	Instructional Materials 14000	Food Services 21000
June 30, 2013 Cash (Book Balance)	$ 291,659	$ -	$ -	$ -
June 30, 2013 Payroll Liabilities	(75,909)	-	-	-
June 30, 2013 Temporary Interfund Loans	406	-	-	-
June 30, 2013 Adjustments/Reconciling Differences	-	-	-	-
June 30, 2013 Cash Available to Budget	216,156	-	-	-
2013-2014 Revenue	2,087,898	-	16,260	7,897
2013-2014 Expenditures	(2,227,424)	-	(16,260)	(5,254)
Permanent Cash Transfers/Reversions	-	-	-	-
Audit Adjustments	-	-	-	-
June 30, 2014 Cash Available to Budget	76,630	-	-	2,643
June 30, 2014 Payroll Liabilities	138,226	-	-	-
June 30, 2014 Temporary Interfund Loans	(14,098)	-	-	-
June 30, 2014 Adjustments/Reconciling Differences	(8,327)	-	-	-
June 30, 2014 Cash (Book Balance)	$ 192,431	$ -	$ -	$ 2,643

STATE OF NEW MEXICO
ALBUQUERQUE MUNICIPAL SCHOOL DISTRICT NO. 12
CORRALES INTERNATIONAL CHARTER SCHOOL
CASH RECONCILIATION
June 30, 2014

	Student Activity 23000	Projects Account 24000	Direct Account 25000	Grants Fund 26000
June 30, 2013 Cash (Book Balance)	$ 1,022	$ -	$ -	$ 2,883
June 30, 2013 Payroll Liabilities	-	-	-	-
June 30, 2013 Temporary Interfund Loans	-	(406)	-	-
June 30, 2013 Adjustments/Reconciling Differences	-	-	-	-
June 30, 2013 Cash Available to Budget	1,022	(406)	-	2,883
2013-2014 Revenue	276	61,713	-	1,748
2013-2014 Expenditures	(836)	(61,307)	-	(9,542)
Permanent Cash Transfers/Reversions	-	-	-	-
Audit Adjustments	-	-	-	-
June 30, 2014 Cash Available to Budget	462	-	-	(4,911)
June 30, 2014 Payroll Liabilities	-	-	-	585
June 30, 2014 Temporary Interfund Loans	-	-	-	5,990
June 30, 2014 Adjustments/Reconciling Differences	-	-	-	-
June 30, 2014 Cash (Book Balance)	$ 462	$ -	$ -	$ 1,664

STATE OF NEW MEXICO
ALBUQUERQUE MUNICIPAL SCHOOL DISTRICT NO. 12
CORRALES INTERNATIONAL CHARTER SCHOOL
CASH RECONCILIATION
June 30, 2014

	State Flowthrough Fund 27000	State Direct Account 28000	Local/State Account 29000	Public School Capital Outlay 31200
June 30, 2013 Cash (Book Balance)	$ 2,006	$ -	$ 2,735	$ -
June 30, 2013 Payroll Liabilities	-	-	-	-
June 30, 2013 Temporary Interfund Loans	-	-	-	-
June 30, 2013 Adjustments/Reconciling Differences	-	-	-	-
June 30, 2013 Cash Available to Budget	2,006	-	2,735	-
2013-2014 Revenue	36,702	-	20,409	161,679
2013-2014 Expenditures	(49,815)	-	(2,250)	(161,679)
Permanent Cash Transfers/Reversions	-	-	-	-
Audit Adjustments	-	-	-	-
June 30, 2014 Cash Available to Budget	(11,107)	-	20,894	-
June 30, 2014 Payroll Liabilities	5,005	-	-	-
June 30, 2014 Temporary Interfund Loans	8,108	-	-	-
June 30, 2014 Adjustments/Reconciling Differences	-	-	-	-
June 30, 2014 Cash (Book Balance)	$ 2,006	$ -	$ 20,894	$ -

STATE OF NEW MEXICO
ALBUQUERQUE MUNICIPAL SCHOOL DISTRICT NO. 12
CORRALES INTERNATIONAL CHARTER SCHOOL
CASH RECONCILIATION
June 30, 2014

	Special Capital Outlay 31400	Capital Improve. HB 33 31600	Capital Improve. SB 9 31700	Total Primary Government
June 30, 2013 Cash (Book Balance)	$ -	$ -	$ -	$ 300,305
June 30, 2013 Payroll Liabilities	-	-	-	(75,909)
June 30, 2013 Temporary Interfund Loans	-	-	-	-
June 30, 2013 Adjustments/Reconciling Differences	-	-	-	-
June 30, 2013 Cash Available to Budget	-	-	-	224,396
2013-2014 Revenue	-	-	61,238	2,455,820
2013-2014 Expenditures	-	-	-	(2,534,367)
Permanent Cash Transfers/Reversions	-	-	-	-
Audit Adjustments	-	-	-	-
June 30, 2014 Cash Available to Budget	-	-	61,238	145,849
June 30, 2014 Payroll Liabilities	-	-	-	143,816
June 30, 2014 Temporary Interfund Loans	-	-	-	-
June 30, 2014 Adjustments/Reconciling Differences	-	-	-	(8,327)
June 30, 2014 Cash (Book Balance)	$ -	$ -	$ 61,238	$ 281,338
			Less Activity Funds	(462)
			Per Exhibit B-1	$ 280,876

The accompanying notes are an integral part of the financial statements.

STATE OF NEW MEXICO
ALBUQUERQUE MUNICIPAL SCHOOL DISTRICT NO. 12
DIGITAL ARTS AND TECHNOLOGY ACADEMY
STATEMENT OF NET POSITION
June 30, 2014

	Governmental Activities
ASSETS	
Cash and cash equivalents	$ 973,112
Receivables, net of allowance for uncollectibles:	
Due from other governments	1,084
Prepaid expenses	17,080
Total current assets	991,276
NON-CURRENT ASSETS	
Capital assets:	
Building improvements	54,315
Furniture, fixtures and equipment	397,930
Less: accumulated depreciation	(401,050)
Total non-current assets	51,195
TOTAL ASSETS	$ 1,042,471
LIABILITIES, DEFERRED INFLOWS OF RESOURCES AND NET POSITION	
Accrued liabilities	$ 115,912
Due to other governments	191,521
Accrued compensated absences	12,805
Total liabilities	320,238
Deferred inflows of resources	80,258
Net investment in capital assets	51,195
Restricted	73,390
Unrestricted (deficit)	517,390
Total net position (deficit)	641,975
TOTAL LIABILITIES, DEFERRED INFLOWS OF RESOURCES AND NET POSITION	$ 1,042,471

The accompanying notes are an integral part of the financial statements.

STATE OF NEW MEXICO
ALBUQUERQUE MUNICIPAL SCHOOL DISTRICT NO. 12
DIGITAL ARTS AND TECHNOLOGY ACADEMY
STATEMENT OF ACTIVITIES
Year Ended June 30, 2014

		Program Revenues			
FUNCTIONS/PROGRAMS	**Expenses**	**Charges for Services**	**Operating Grants and Contributions**	**Capital Grants and Contributions**	**Net Revenues (Expenses) and Changes in Net Position**
Governmental activities:					
Instruction	$ 1,274,455	$ 50,499	$ 66,770	$ -	$ (1,157,186)
Support services:					
Students	162,069	-	7,207	-	(154,862)
Instruction	3,386	-	3,386	-	-
General Administration	157,607	-	-	-	(157,607)
School Administration	319,006	-	10,308	-	(308,698)
Central Services	168,630	-	-	-	(168,630)
Operation & Maintenance of Plant	386,622	-	-	-	(386,622)
Student Transportation	-	-	3,210	-	3,210
Operation of non-instructional services:					
Food Services Operations	-	-	-	-	-
Community Services Operations	-	-	-	-	-
Facilities, Materials, Supplies and Other Services	876,039	-	221,615	3,028	(651,396)
TOTAL GOVERNMENTAL ACTIVITIES	$ 3,347,814	$ 50,499	$ 312,496	$ 3,028	(2,981,791)

GENERAL REVENUES	
State Equalization Guarantee	2,306,154
Miscellaneous	-
Property Taxes	689,495
Total general revenues	2,995,649
Change in net position	13,858
Net position, beginning of year	628,117
Net position, end of year	$ 641,975

The accompanying notes are an integral part of the financial statements.

Exhibit B-1

STATE OF NEW MEXICO
ALBUQUERQUE MUNICIPAL SCHOOL DISTRICT NO. 12
DIGITAL ARTS AND TECHNOLOGY ACADEMY
BALANCE SHEET - GOVERNMENTAL FUNDS
June 30, 2014

	11000 General	13000 Pupil Transportation	14000 Instructional Support	24106 IDEA-B Entitlement	24154 Teacher/Principal Training	26207 CNM Foundation Fund
ASSETS						
Cash and cash equivalents	$ 627,961	$ 19,940	$ 52,473	$ -	$ -	$ 959
Accounts receivable:						
Due from other governments	-	-	-	-	-	-
Due from other funds	1,066	-	-	-	-	-
Prepaid expenses	17,080	-	-	-	-	-
TOTAL ASSETS	$ 646,107	$ 19,940	$ 52,473	$ -	$ -	$ 959
LIABILITIES, DEFERRED INFLOWS OF RESOURCES AND FUND BALANCE						
Current liabilities:						
Accounts payable	$ -	$ -	$ -	$ -	$ -	$ -
Accrued liabilities	115,912	-	-	-	-	-
Due to other funds	-	-	-	-	-	-
Due to other governments	-	-	-	-	-	-
Total current liabilities	115,912	-	-	-	-	-
Deferred inflows of resources	-	-	-	-	-	-
Fund balances:						
Nonspendable	17,080	-	-	-	-	-
Restricted	-	19,940	52,473	-	-	959
Committed	-	-	-	-	-	-
Assigned	435,000	-	-	-	-	-
Unassigned (deficit)	78,115	-	-	-	-	-
Total fund balance (deficit)	530,195	19,940	52,473	-	-	959
TOTAL LIABILITIES, DEFERRED INFLOWS OF RESOURCES AND FUND BALANCE	$ 646,107	$ 19,940	$ 52,473	$ -	$ -	$ 959

Exhibit B-1

STATE OF NEW MEXICO
ALBUQUERQUE MUNICIPAL SCHOOL DISTRICT NO. 12
DIGITAL ARTS AND TECHNOLOGY ACADEMY
BALANCE SHEET - GOVERNMENTAL FUNDS
June 30, 2014

	27103 CNM Dual Credit Textbook	27107 2012 Library GO Bonds	27154 Beginning Teacher Mentoring	27185 Next Generation Assessments	29102 Private Direct Grants
ASSETS					
Cash and cash equivalents	$ -	$ -	$ -	$ -	$ -
Accounts receivable:					
Due from other governments	922	-	-	-	-
Due from other funds	-	-	18	-	-
Prepaid expenses	-	-	-	-	-
TOTAL ASSETS	$ 922	$ -	$ 18	$ -	$ -
LIABILITIES, DEFERRED INFLOWS OF RESOURCES AND FUND BALANCE					
Current liabilities:					
Accounts payable	$ -	$ -	$ -	$ -	$ -
Accrued liabilities	-	-	-	-	-
Due to other funds	922	-	-	-	-
Due to other governments	-	-	-	-	-
Total current liabilities	922	-	-	-	-
Deferred inflows of resources	-	-	-	-	-
Fund balances:					
Nonspendable	-	-	-	-	-
Restricted	-	-	18	-	-
Committed	-	-	-	-	-
Assigned	-	-	-	-	-
Unassigned (deficit)	-	-	-	-	-
Total fund balance (deficit)	-	-	18	-	-
TOTAL LIABILITIES, DEFERRED INFLOWS OF RESOURCES AND FUND BALANCE	$ 922	$ -	$ 18	$ -	$ -

Exhibit B-1

STATE OF NEW MEXICO
ALBUQUERQUE MUNICIPAL SCHOOL DISTRICT NO. 12
DIGITAL ARTS AND TECHNOLOGY ACADEMY
BALANCE SHEET - GOVERNMENTAL FUNDS
June 30, 2014

	31200 Public School Capital Outlay	31400 Special Capital Outlay	31600 HB33 Capital Improvements	31700 SB9 Capital Improvements	Total Primary Government
ASSETS					
Cash and cash equivalents	$ -	$ -	$ 191,521	$ 80,258	$ 973,112
Accounts receivable:					
Due from other governments	-	162	-	-	1,084
Due from other funds	-	-	-	-	1,084
Prepaid expenses	-	-	-	-	17,080
TOTAL ASSETS	$ -	$ 162	$ 191,521	$ 80,258	$ 992,360
LIABILITIES, DEFERRED INFLOWS OF RESOURCES AND FUND BALANCE					
Current liabilities:					
Accounts payable	$ -	$ -	$ 191,521	$ -	$ 191,521
Accrued liabilities	-	-	-	-	115,912
Due to other funds	-	162	-	-	1,084
Due to other governments	-	-	-	-	-
Total current liabilities	-	162	191,521	-	308,517
Deferred inflows of resources	-	-	-	80,258	80,258
Fund balances:					
Nonspendable	-	-	-	-	17,080
Restricted	-	-	-	-	73,390
Committed	-	-	-	-	-
Assigned	-	-	-	-	435,000
Unassigned (deficit)	-	-	-	-	78,115
Total fund balance (deficit)	-	-	-	-	603,585
TOTAL LIABILITIES, DEFERRED INFLOWS OF RESOURCES AND FUND BALANCE	$ -	$ 162	$ 191,521	$ 80,258	$ 992,360

The accompanying notes are an integral part of the financial statements.

STATE OF NEW MEXICO
ALBUQUERQUE MUNICIPAL SCHOOL DISTRICT NO. 12
DIGITAL ARTS AND TECHNOLOGY ACADEMY
RECONCILIATION OF THE BALANCE SHEET - GOVERNMENTAL FUNDS
TO THE STATEMENT OF NET POSITION
June 30, 2014

Total Fund Balance - Governmental Funds (Governmental Fund Balance Sheet)	$ 603,585
Amounts reported for governmental activities in the Statement of Net Position are different because:	
Capital assets used in governmental activities are not financial resources and, therefore, are not reported in the funds.	
The cost of capital assets is	452,245
Accumulated depreciation is	(401,050)
Total capital assets	51,195
Long-term and certain other liabilities are not due and payable in the current period and, therefore, are not reported as liabilities in the funds.	
Long-term and other liabilities at year end consist of:	
Compensated absences payable	(12,805)
Total long-term and other liabilities	(12,805)
Net position of governmental activities (Statement of Net Position)	$ 641,975

The accompanying notes are an integral part of the financial statements.

Exhibit B-3

STATE OF NEW MEXICO
ALBUQUERQUE MUNICIPAL SCHOOL DISTRICT NO. 12
DIGITAL ARTS AND TECHNOLOGY ACADEMY
STATEMENT OF REVENUES, EXPENDITURES AND CHANGES IN
FUND BALANCES - GOVERNMENTAL FUNDS
Year Ended June 30, 2014

	11000 General	13000 Pupil Transportation	14000 Instructional Support	24106 IDEA-B Entitlement	24154 Teacher/Principal Training	26207 CNM Foundation Fund
REVENUES						
Property taxes	$ -	$ -	$ -	$ -	$ -	$ -
Local and county sources	50,499	-	-	-	-	4,634
State sources	2,306,154	3,210	19,719	-	-	-
Federal sources	-	-	-	43,129	10,308	-
Interest	-	-	-	-	-	-
Total revenues	2,356,653	3,210	19,719	43,129	10,308	4,634
EXPENDITURES						
Current:						
Instruction	1,215,816	-	8,020	43,129	-	500
Support services:						
Students	156,321	-	-	-	-	3,175
Instruction	-	-	-	-	-	-
General administration	157,607	-	-	-	-	-
School administration	308,698	-	-	-	10,308	-
Central services	168,630	-	-	-	-	-
Operation & maintenance of plant	386,622	-	-	-	-	-
Student transportation	-	-	-	-	-	-
Other support services	-	-	-	-	-	-
Operation of non-instructional services:						
Community services operations	-	-	-	-	-	-
Food services operations	-	-	-	-	-	-
Capital outlay	-	-	-	-	-	-
Total expenditures	2,393,694	-	8,020	43,129	10,308	3,675
Excess (deficiency) of revenues over (under) expenditures	(37,041)	3,210	11,699	-	-	959
Other financing sources (uses):						
Other financing uses	-	-	-	-	-	-
Total other financing sources (uses)	-	-	-	-	-	-
NET CHANGES IN FUND BALANCES	(37,041)	3,210	11,699	-	-	959
FUND BALANCES, BEGINNING OF YEAR	567,236	16,730	40,774	-	-	-
FUND BALANCES, END OF YEAR	$ 530,195	$ 19,940	$ 52,473	$ -	$ -	$ 959

Exhibit B-3

STATE OF NEW MEXICO
ALBUQUERQUE MUNICIPAL SCHOOL DISTRICT NO. 12
DIGITAL ARTS AND TECHNOLOGY ACADEMY
STATEMENT OF REVENUES, EXPENDITURES AND CHANGES IN
FUND BALANCES - GOVERNMENTAL FUNDS
Year Ended June 30, 2014

	27103 CNM Dual Credit Textbook	27107 2012 Library GO Bonds	27154 Beginning Teacher Mentoring	27185 Next Generation Assessments	29102 Private Direct Grants
REVENUES					
Property taxes	$ -	$ -	$ -	$ -	$ -
Local and county sources	-	-	-	-	3,000
State sources	922	3,386	-	2,573	-
Federal sources	-	-	-	-	-
Interest	-	-	-	-	-
Total revenues	922	3,386	-	2,573	3,000
EXPENDITURES					
Current:					
Instruction	922	-	-	-	3,000
Support services:					
Students	-	-	-	2,573	-
Instruction	-	3,386	-	-	-
General administration	-	-	-	-	-
School administration	-	-	-	-	-
Central services	-	-	-	-	-
Operation & maintenance of plant	-	-	-	-	-
Student transportation	-	-	-	-	-
Other support services	-	-	-	-	-
Operation of non-instructional services:					
Community services operations	-	-	-	-	-
Food services operations	-	-	-	-	-
Capital outlay	-	-	-	-	-
Total expenditures	922	3,386	-	2,573	3,000
Excess (deficiency) of revenues over (under) expenditures	-	-	-	-	-
Other financing sources (uses):					
Other financing uses	-	-	-	-	-
Total other financing sources (uses)	-	-	-	-	-
NET CHANGES IN FUND BALANCES	-	-	-	-	-
FUND BALANCES, BEGINNING OF YEAR	-	-	18	-	-
FUND BALANCES, END OF YEAR	$ -	$ -	$ 18	$ -	$ -

Exhibit B-3

STATE OF NEW MEXICO
ALBUQUERQUE MUNICIPAL SCHOOL DISTRICT NO. 12
DIGITAL ARTS AND TECHNOLOGY ACADEMY
STATEMENT OF REVENUES, EXPENDITURES AND CHANGES IN
FUND BALANCES - GOVERNMENTAL FUNDS
Year Ended June 30, 2014

	31200 Public School Capital Outlay	31400 Special Capital Outlay	31600 HB33 Capital Improvements	31700 SB9 Capital Improvements	Total Primary Government
REVENUES					
Property taxes	$ -	$ -	$ 689,495	$ -	$ 689,495
Local and county sources	-	-	-	-	58,133
State sources	221,615	3,028	-	-	2,560,607
Federal sources	-	-	-	-	53,437
Interest	-	-	-	-	-
Total revenues	221,615	3,028	689,495	-	3,361,672
EXPENDITURES					
Current:					
Instruction	-	-	-	-	1,271,387
Support services:					
Students	-	-	-	-	162,069
Instruction	-	-	-	-	3,386
General administration	-	-	-	-	157,607
School administration	-	-	-	-	319,006
Central services	-	-	-	-	168,630
Operation & maintenance of plant	-	-	-	-	386,622
Student transportation	-	-	-	-	-
Other support services	-	-	-	-	-
Operation of non-instructional services:					
Community services operations	-	-	-	-	-
Food services operations	-	-	-	-	-
Capital outlay	221,615	3,028	689,495	-	914,138
Total expenditures	221,615	3,028	689,495	-	3,382,845
Excess (deficiency) of revenues over (under) expenditures	-	-	-	-	(21,173)
Other financing sources (uses):					
Other financing uses	-	-	-	-	-
Total other financing sources (uses)	-	-	-	-	-
NET CHANGES IN FUND BALANCES	-	-	-	-	(21,173)
FUND BALANCES, BEGINNING OF YEAR	-	-	-	-	624,758
FUND BALANCES, END OF YEAR	$ -	$ -	$ -	$ -	$ 603,585

The accompanying notes are an integral part of the financial statements.

STATE OF NEW MEXICO
ALBUQUERQUE MUNICIPAL SCHOOL DISTRICT NO. 12
DIGITAL ARTS AND TECHNOLOGY ACADEMY
RECONCILIATION OF THE STATEMENT OF REVENUES, EXPENDITURES, AND CHANGES IN FUND BALANCES - GOVERNMENTAL FUNDS TO THE STATEMENT OF ACTIVITIES
Year Ended June 30, 2014

Net Changes in Fund Balances - Total Governmental Funds (Statement of Revenues, Expenditures, and Changes in Fund Balances)	$	(21,173)
Amounts reported for governmental activities in the Statement of Activities are different because:		
In the Statement of Activities, certain operating expenses - compensated absences (sick and annual leave) are measured by the amounts earned during the year. In the Governmental Funds, however, expenditures for these items are measured by the amounts of financial resources used (essentially, the amounts actually paid).		
The increase in compensated absences for the fiscal year was:		(3,068)
Governmental Funds report capital outlays as expenditures. However, in the Statement of Activities, the cost of those assets is allocated over their estimated useful lives and reported as depreciation expense. In the current period, these amounts were:		
Capital outlay		45,962
Depreciation expense		(7,863)
Excess of depreciation expense over capital outlay		38,099
Loss/Adjustments on disposal of assets		-
Change in net position of governmental activities (Statement of Activities)	$	13,858

The accompanying notes are an integral part of the financial statements.

STATE OF NEW MEXICO
ALBUQUERQUE MUNICIPAL SCHOOL DISTRICT NO. 12
DIGITAL ARTS AND TECHNOLOGY ACADEMY
GENERAL FUND (FUND 11000)
STATEMENT OF REVENUES, EXPENDITURES AND CHANGES IN
FUND BALANCE - BUDGET (BUDGETARY BASIS) AND ACTUAL
Year Ended June 30, 2014

	Budgeted Amounts		Actual Amounts	Variance From Final Budget
	Original	Final	(Budgetary Basis)	Positive (Negative)
REVENUES				
Local and county sources	$ -	$ -	$ 50,499	$ 50,499
State sources	2,218,741	2,306,154	2,306,154	-
Federal sources	-	-	-	-
Interest	-	-	-	-
TOTAL REVENUES	2,218,741	2,306,154	2,356,653	50,499
EXPENDITURES				
Current:				
Instruction	1,275,675	1,391,488	1,215,864	175,624
Support Services:				
Students	170,150	186,234	156,410	29,824
Instruction	-	-	-	-
General administration	119,255	166,805	157,607	9,198
School administration	350,772	372,997	308,698	64,299
Central services	196,206	178,831	168,630	10,201
Operation & maintenance of plant	620,536	523,652	386,622	137,030
Student transportation	-	-	-	-
Other support services	-	-	-	-
Operation of non-instructional services:				
Community services operations	-	-	-	-
Food services operations	-	-	-	-
Capital outlay	-	-	-	-
TOTAL EXPENDITURES	2,732,594	2,820,007	2,393,831	426,176
EXCESS (DEFICIENCY) OF REVENUES OVER (UNDER) EXPENDITURES	(513,853)	(513,853)	(37,178)	(476,675)
DESIGNATED CASH	513,853	513,853	-	(513,853)
NET CHANGES IN FUND BALANCES	$ -	$ -	(37,178)	$ (37,178)
RECONCILIATION TO GAAP BASIS				
Adjustments to revenues			-	
Adjustments to expenditures			137	
NET CHANGES IN FUND BALANCES			$ (37,041)	

The accompanying notes are an integral part of the financial statements.

STATE OF NEW MEXICO
ALBUQUERQUE MUNICIPAL SCHOOL DISTRICT NO. 12
DIGITAL ARTS AND TECHNOLOGY ACADEMY
PUPIL TRANSPORTATION (FUND 13000)
STATEMENT OF REVENUES, EXPENDITURES AND CHANGES IN
FUND BALANCE - BUDGET (BUDGETARY BASIS) AND ACTUAL
Year Ended June 30, 2014

	Budgeted Amounts		Actual Amounts	Variance From Final Budget
	Original	Final	(Budgetary Basis)	Positive (Negative)
REVENUES				
Local and county sources	$ -	$ -	$ -	$ -
State sources	-	14,890	3,210	(11,680)
Federal sources	-	-	-	-
Interest	-	-	-	-
TOTAL REVENUES	-	14,890	3,210	(11,680)
EXPENDITURES				
Current:				
Instruction	-	-	-	-
Support Services:				
Students	-	-	-	-
Instruction	-	-	-	-
General administration	-	-	-	-
School administration	-	-	-	-
Central services	-	-	-	-
Operation & maintenance of plant	-	-	-	-
Student transportation	-	14,890	-	14,890
Other support services	-	-	-	-
Operation of non-instructional services:				
Community services operations	-	-	-	-
Food services operations	-	-	-	-
Capital outlay	-	-	-	-
TOTAL EXPENDITURES	-	14,890	-	14,890
EXCESS (DEFICIENCY) OF REVENUES OVER (UNDER) EXPENDITURES	-	-	3,210	(3,210)
DESIGNATED CASH	-	-	-	-
NET CHANGES IN FUND BALANCES	$ -	$ -	3,210	$ 3,210
RECONCILIATION TO GAAP BASIS				
Adjustments to revenues			-	
Adjustments to expenditures			-	
NET CHANGES IN FUND BALANCES			$ 3,210	

The accompanying notes are an integral part of the financial statements.

STATE OF NEW MEXICO
ALBUQUERQUE MUNICIPAL SCHOOL DISTRICT NO. 12
DIGITAL ARTS AND TECHNOLOGY ACADEMY
INSTRUCTIONAL SUPPORT (FUND 14000)
STATEMENT OF REVENUES, EXPENDITURES AND CHANGES IN
FUND BALANCE - BUDGET (BUDGETARY BASIS) AND ACTUAL
Year Ended June 30, 2014

	Budgeted Amounts		Actual Amounts	Variance From Final Budget
	Original	Final	(Budgetary Basis)	Positive (Negative)
REVENUES				
Local and county sources	$ -	$ -	$ -	$ -
State sources	-	15,746	19,719	3,973
Federal sources	-	-	-	-
Interest	-	-	-	-
TOTAL REVENUES	-	15,746	19,719	3,973
EXPENDITURES				
Current:				
Instruction	40,593	56,339	8,942	47,397
Support Services:				
Students	-	-	-	-
Instruction	-	-	-	-
General administration	-	-	-	-
School administration	-	-	-	-
Central services	-	-	-	-
Operation & maintenance of plant	-	-	-	-
Student transportation	-	-	-	-
Other support services	-	-	-	-
Operation of non-instructional services:				
Community services operations	-	-	-	-
Food services operations	-	-	-	-
Capital outlay	-	-	-	-
TOTAL EXPENDITURES	40,593	56,339	8,942	47,397
EXCESS (DEFICIENCY) OF REVENUES OVER (UNDER) EXPENDITURES	(40,593)	(40,593)	10,777	(51,370)
DESIGNATED CASH	40,593	40,593	-	(40,593)
NET CHANGES IN FUND BALANCES	$ -	$ -	10,777	$ 10,777
RECONCILIATION TO GAAP BASIS				
Adjustments to revenues			-	
Adjustments to expenditures			922	
NET CHANGES IN FUND BALANCES			$ 11,699	

The accompanying notes are an integral part of the financial statements.

STATE OF NEW MEXICO
ALBUQUERQUE MUNICIPAL SCHOOL DISTRICT NO. 12
DIGITAL ARTS AND TECHNOLOGY ACADEMY
IDEA-B ENTITLEMENT (FUND 24106)
STATEMENT OF REVENUES, EXPENDITURES AND CHANGES IN
FUND BALANCE - BUDGET (BUDGETARY BASIS) AND ACTUAL
Year Ended June 30, 2014

	Budgeted Amounts		Actual Amounts	Variance From Final Budget
	Original	Final	(Budgetary Basis)	Positive (Negative)
REVENUES				
Local and county sources	$ -	$ -	$ -	$ -
State sources	-	-	-	-
Federal sources	40,962	43,129	43,129	-
Interest	-	-	-	-
TOTAL REVENUES	40,962	43,129	43,129	-
EXPENDITURES				
Current:				
Instruction	40,962	43,129	43,129	-
Support Services:				
Students	-	-	-	-
Instruction	-	-	-	-
General administration	-	-	-	-
School administration	-	-	-	-
Central services	-	-	-	-
Operation & maintenance of plant	-	-	-	-
Student transportation	-	-	-	-
Other support services	-	-	-	-
Operation of non-instructional services:				
Community services operations	-	-	-	-
Food services operations	-	-	-	-
Capital outlay	-	-	-	-
TOTAL EXPENDITURES	40,962	43,129	43,129	-
EXCESS (DEFICIENCY) OF REVENUES OVER (UNDER) EXPENDITURES	-	-	-	-
DESIGNATED CASH	-	-	-	-
NET CHANGES IN FUND BALANCES	$ -	$ -	-	$ -
RECONCILIATION TO GAAP BASIS				
Adjustments to revenues			-	
Adjustments to expenditures			-	
NET CHANGES IN FUND BALANCES			$ -	

The accompanying notes are an integral part of the financial statements.

STATE OF NEW MEXICO
ALBUQUERQUE MUNICIPAL SCHOOL DISTRICT NO. 12
DIGITAL ARTS AND TECHNOLOGY ACADEMY
TEACHER/PRINCIPAL TRAINING (FUND 24154)
STATEMENT OF REVENUES, EXPENDITURES AND CHANGES IN
FUND BALANCE - BUDGET (BUDGETARY BASIS) AND ACTUAL
Year Ended June 30, 2014

	Budgeted Amounts		Actual Amounts	Variance From Final Budget
	Original	Final	(Budgetary Basis)	Positive (Negative)
REVENUES				
Local and county sources	$ -	$ -	$ -	$ -
State sources	-	-	-	-
Federal sources	13,596	13,775	10,308	(3,467)
Interest	-	-	-	-
TOTAL REVENUES	13,596	13,775	10,308	(3,467)
EXPENDITURES				
Current:				
Instruction	-	-	-	-
Support Services:				
Students	-	-	-	-
Instruction	-	-	-	-
General administration	-	-	-	-
School administration	13,596	13,775	10,308	3,467
Central services	-	-	-	-
Operation & maintenance of plant	-	-	-	-
Student transportation	-	-	-	-
Other support services	-	-	-	-
Operation of non-instructional services:				
Community services operations	-	-	-	-
Food services operations	-	-	-	-
Capital outlay	-	-	-	-
TOTAL EXPENDITURES	13,596	13,775	10,308	3,467
EXCESS (DEFICIENCY) OF REVENUES OVER (UNDER) EXPENDITURES	-	-	-	-
DESIGNATED CASH	-	-	-	-
NET CHANGES IN FUND BALANCES	$ -	$ -	-	$ -
RECONCILIATION TO GAAP BASIS				
Adjustments to revenues			-	
Adjustments to expenditures			-	
NET CHANGES IN FUND BALANCES			$ -	

The accompanying notes are an integral part of the financial statements.

STATE OF NEW MEXICO
ALBUQUERQUE MUNICIPAL SCHOOL DISTRICT NO. 12
DIGITAL ARTS AND TECHNOLOGY ACADEMY
CNM FOUNDATION FUND (FUND 26207)
STATEMENT OF REVENUES, EXPENDITURES AND CHANGES IN
FUND BALANCE - BUDGET (BUDGETARY BASIS) AND ACTUAL
Year Ended June 30, 2014

	Budgeted Amounts		Actual Amounts	Variance From Final Budget
	Original	Final	(Budgetary Basis)	Positive (Negative)
REVENUES				
Local and county sources	$ -	$ 3,750	$ 3,750	$ -
State sources	-	-	-	-
Federal sources	-	-	-	-
Interest	-	-	-	-
TOTAL REVENUES	-	3,750	3,750	-
EXPENDITURES				
Current:				
Instruction	-	500	500	-
Support Services:				
Students	1,818	5,068	3,175	1,893
Instruction	-	-	-	-
General administration	-	-	-	-
School administration	-	-	-	-
Central services	-	-	-	-
Operation & maintenance of plant	-	-	-	-
Student transportation	-	-	-	-
Other support services	-	-	-	-
Operation of non-instructional services:				
Community services operations	-	-	-	-
Food services operations	-	-	-	-
Capital outlay	-	-	-	-
TOTAL EXPENDITURES	1,818	5,568	3,675	1,893
EXCESS (DEFICIENCY) OF REVENUES OVER (UNDER) EXPENDITURES	(1,818)	(1,818)	75	(1,893)
DESIGNATED CASH	1,818	1,818	-	(1,818)
NET CHANGES IN FUND BALANCES	$ -	$ -	75	$ 75
RECONCILIATION TO GAAP BASIS				
Adjustments to revenues			884	
Adjustments to expenditures			-	
NET CHANGES IN FUND BALANCES			$ 959	

The accompanying notes are an integral part of the financial statements.

STATE OF NEW MEXICO
ALBUQUERQUE MUNICIPAL SCHOOL DISTRICT NO. 12
DIGITAL ARTS AND TECHNOLOGY ACADEMY
CNM DUAL CREDIT TEXTBOOK (FUND 27103)
STATEMENT OF REVENUES, EXPENDITURES AND CHANGES IN
FUND BALANCE - BUDGET (BUDGETARY BASIS) AND ACTUAL
Year Ended June 30, 2014

	Budgeted Amounts		Actual Amounts	Variance From Final Budget
	Original	Final	(Budgetary Basis)	Positive (Negative)
REVENUES				
Local and county sources	$ -	$ -	$ -	$ -
State sources	-	-	-	-
Federal sources	-	-	-	-
Interest	-	-	-	-
TOTAL REVENUES	-	-	-	-
EXPENDITURES				
Current:				
Instruction	-	-	-	-
Support Services:				
Students	-	-	-	-
Instruction	-	-	-	-
General administration	-	-	-	-
School administration	-	-	-	-
Central services	-	-	-	-
Operation & maintenance of plant	-	-	-	-
Student transportation	-	-	-	-
Other support services	-	-	-	-
Operation of non-instructional services:				
Community services operations	-	-	-	-
Food services operations	-	-	-	-
Capital outlay	-	-	-	-
TOTAL EXPENDITURES	-	-	-	-
EXCESS (DEFICIENCY) OF REVENUES OVER (UNDER) EXPENDITURES	-	-	-	-
DESIGNATED CASH	-	-	-	-
NET CHANGES IN FUND BALANCES	$ -	$ -	-	$ -
RECONCILIATION TO GAAP BASIS				
Adjustments to revenues			922	
Adjustments to expenditures			(922)	
NET CHANGES IN FUND BALANCES			$ -	

The accompanying notes are an integral part of the financial statements.

STATE OF NEW MEXICO
ALBUQUERQUE MUNICIPAL SCHOOL DISTRICT NO. 12
DIGITAL ARTS AND TECHNOLOGY ACADEMY
2012 LIBRARY GO BONDS (FUND 27107)
STATEMENT OF REVENUES, EXPENDITURES AND CHANGES IN
FUND BALANCE - BUDGET (BUDGETARY BASIS) AND ACTUAL
Year Ended June 30, 2014

	Budgeted Amounts		Actual Amounts	Variance From Final Budget
	Original	Final	(Budgetary Basis)	Positive (Negative)
REVENUES				
Local and county sources	$ -	$ -	$ -	$ -
State sources	3,386	3,386	3,386	-
Federal sources	-	-	-	-
Interest	-	-	-	-
TOTAL REVENUES	3,386	3,386	3,386	-
EXPENDITURES				
Current:				
Instruction	-	-	-	-
Support Services:				
Students	-	-	-	-
Instruction	3,386	3,386	3,386	-
General administration	-	-	-	-
School administration	-	-	-	-
Central services	-	-	-	-
Operation & maintenance of plant	-	-	-	-
Student transportation	-	-	-	-
Other support services	-	-	-	-
Operation of non-instructional services:				
Community services operations	-	-	-	-
Food services operations	-	-	-	-
Capital outlay	-	-	-	-
TOTAL EXPENDITURES	3,386	3,386	3,386	-
EXCESS (DEFICIENCY) OF REVENUES OVER (UNDER) EXPENDITURES	-	-	-	-
DESIGNATED CASH	-	-	-	-
NET CHANGES IN FUND BALANCES	$ -	$ -	-	$ -
RECONCILIATION TO GAAP BASIS				
Adjustments to revenues			-	
Adjustments to expenditures			-	
NET CHANGES IN FUND BALANCES			$ -	

The accompanying notes are an integral part of the financial statements.

STATE OF NEW MEXICO
ALBUQUERQUE MUNICIPAL SCHOOL DISTRICT NO. 12
DIGITAL ARTS AND TECHNOLOGY ACADEMY
BEGINNING TEACHER MENTORING FUND (FUND 27154)
STATEMENT OF REVENUES, EXPENDITURES AND CHANGES IN
FUND BALANCE - BUDGET (BUDGETARY BASIS) AND ACTUAL
Year Ended June 30, 2014

	Budgeted Amounts		Actual Amounts	Variance From Final Budget
	Original	Final	(Budgetary Basis)	Positive (Negative)
REVENUES				
Local and county sources	$ -	$ -	$ -	$ -
State sources	-	-	-	-
Federal sources	-	-	-	-
Interest	-	-	-	-
TOTAL REVENUES	-	-	-	-
EXPENDITURES				
Current:				
Instruction	-	-	-	-
Support Services:				
Students	-	-	-	-
Instruction	-	-	-	-
General administration	-	-	-	-
School administration	-	-	-	-
Central services	-	-	-	-
Operation & maintenance of plant	-	-	-	-
Student transportation	-	-	-	-
Other support services	-	-	-	-
Operation of non-instructional services:				
Community services operations	-	-	-	-
Food services operations	-	-	-	-
Capital outlay	-	-	-	-
TOTAL EXPENDITURES	-	-	-	-
EXCESS (DEFICIENCY) OF REVENUES OVER (UNDER) EXPENDITURES	-	-	-	-
DESIGNATED CASH	-	-	-	-
NET CHANGES IN FUND BALANCES	$ -	$ -	-	$ -
RECONCILIATION TO GAAP BASIS				
Adjustments to revenues			-	
Adjustments to expenditures			-	
NET CHANGES IN FUND BALANCES			$ -	

The accompanying notes are an integral part of the financial statements.

STATE OF NEW MEXICO
ALBUQUERQUE MUNICIPAL SCHOOL DISTRICT NO. 12
DIGITAL ARTS AND TECHNOLOGY ACADEMY
NEXT GENERATION ASSESSMENTS (FUND 27185)
STATEMENT OF REVENUES, EXPENDITURES AND CHANGES IN
FUND BALANCE - BUDGET (BUDGETARY BASIS) AND ACTUAL
Year Ended June 30, 2014

	Budgeted Amounts		Actual Amounts	Variance From Final Budget
	Original	Final	(Budgetary Basis)	Positive (Negative)
REVENUES				
Local and county sources	$ -	$ -	$ -	$ -
State sources	-	2,573	2,573	-
Federal sources	-	-	-	-
Interest	-	-	-	-
TOTAL REVENUES	-	2,573	2,573	-
EXPENDITURES				
Current:				
Instruction	-	-	-	-
Support Services:				
Students	-	2,573	2,573	-
Instruction	-	-	-	-
General administration	-	-	-	-
School administration	-	-	-	-
Central services	-	-	-	-
Operation & maintenance of plant	-	-	-	-
Student transportation	-	-	-	-
Other support services	-	-	-	-
Operation of non-instructional services:				
Community services operations	-	-	-	-
Food services operations	-	-	-	-
Capital outlay	-	-	-	-
TOTAL EXPENDITURES	-	2,573	2,573	-
EXCESS (DEFICIENCY) OF REVENUES OVER (UNDER) EXPENDITURES	-	-	-	-
DESIGNATED CASH	-	-	-	-
NET CHANGES IN FUND BALANCES	$ -	$ -	-	$ -
RECONCILIATION TO GAAP BASIS				
Adjustments to revenues			-	
Adjustments to expenditures			-	
NET CHANGES IN FUND BALANCES			$ -	

The accompanying notes are an integral part of the financial statements.

STATE OF NEW MEXICO
ALBUQUERQUE MUNICIPAL SCHOOL DISTRICT NO. 12
DIGITAL ARTS AND TECHNOLOGY ACADEMY
PRIVATE DIRECT GRANTS (FUND 29102)
STATEMENT OF REVENUES, EXPENDITURES AND CHANGES IN
FUND BALANCE - BUDGET (BUDGETARY BASIS) AND ACTUAL
Year Ended June 30, 2014

	Budgeted Amounts		Actual Amounts	Variance From Final Budget
	Original	Final	(Budgetary Basis)	Positive (Negative)
REVENUES				
Local and county sources	$ -	$ 3,000	$ 3,000	$ -
State sources	-	-	-	-
Federal sources	-	-	-	-
Interest	-	-	-	-
TOTAL REVENUES	-	3,000	3,000	-
EXPENDITURES				
Current:				
Instruction	-	3,000	3,000	-
Support Services:				
Students	-	-	-	-
Instruction	-	-	-	-
General administration	-	-	-	-
School administration	-	-	-	-
Central services	-	-	-	-
Operation & maintenance of plant	-	-	-	-
Student transportation	-	-	-	-
Other support services	-	-	-	-
Operation of non-instructional services:				
Community services operations	-	-	-	-
Food services operations	-	-	-	-
Capital outlay	-	-	-	-
TOTAL EXPENDITURES	-	3,000	3,000	-
EXCESS (DEFICIENCY) OF REVENUES OVER (UNDER) EXPENDITURES	-	-	-	-
DESIGNATED CASH	-	-	-	-
NET CHANGES IN FUND BALANCES	$ -	$ -	-	$ -
RECONCILIATION TO GAAP BASIS				
Adjustments to revenues			-	
Adjustments to expenditures			-	
NET CHANGES IN FUND BALANCES			$ -	

The accompanying notes are an integral part of the financial statements.

STATE OF NEW MEXICO
ALBUQUERQUE MUNICIPAL SCHOOL DISTRICT NO. 12
DIGITAL ARTS AND TECHNOLOGY ACADEMY
PUBLIC SCHOOL CAPITAL OUTLAY (FUND 31200)
STATEMENT OF REVENUES, EXPENDITURES AND CHANGES IN
FUND BALANCE - BUDGET (BUDGETARY BASIS) AND ACTUAL
Year Ended June 30, 2014

	Budgeted Amounts		Actual Amounts	Variance From Final Budget
	Original	Final	(Budgetary Basis)	Positive (Negative)
REVENUES				
Local and county sources	$ -	$ -	$ -	$ -
State sources	-	221,615	221,615	-
Federal sources	-	-	-	-
Interest	-	-	-	-
TOTAL REVENUES	-	221,615	221,615	-
EXPENDITURES				
Current:				
Instruction	-	-	-	-
Support Services:				
Students	-	-	-	-
Instruction	-	-	-	-
General administration	-	-	-	-
School administration	-	-	-	-
Central services	-	-	-	-
Operation & maintenance of plant	-	-	-	-
Student transportation	-	-	-	-
Other support services	-	-	-	-
Operation of non-instructional services:				
Community services operations	-	-	-	-
Food services operations	-	-	-	-
Capital outlay	-	221,615	221,615	-
TOTAL EXPENDITURES	-	221,615	221,615	-
EXCESS (DEFICIENCY) OF REVENUES OVER (UNDER) EXPENDITURES	-	-	-	-
DESIGNATED CASH	-	-	-	-
NET CHANGES IN FUND BALANCES	$ -	$ -	-	$ -
RECONCILIATION TO GAAP BASIS				
Adjustments to revenues			-	
Adjustments to expenditures			-	
NET CHANGES IN FUND BALANCES			$ -	

The accompanying notes are an integral part of the financial statements.

STATE OF NEW MEXICO
ALBUQUERQUE MUNICIPAL SCHOOL DISTRICT NO. 12
DIGITAL ARTS AND TECHNOLOGY ACADEMY
SPECIAL CAPITAL OUTLAY (FUND 31400)
STATEMENT OF REVENUES, EXPENDITURES AND CHANGES IN
FUND BALANCE - BUDGET (BUDGETARY BASIS) AND ACTUAL
Year Ended June 30, 2014

	Budgeted Amounts		Actual Amounts	Variance From Final Budget
	Original	Final	(Budgetary Basis)	Positive (Negative)
REVENUES				
Local and county sources	$ -	$ -	$ -	$ -
State sources	222,549	222,549	27,387	(195,162)
Federal sources	-	-	-	-
Interest	-	-	-	-
TOTAL REVENUES	222,549	222,549	27,387	(195,162)
EXPENDITURES				
Current:				
Instruction	-	-	-	-
Support Services:				
Students	-	-	-	-
Instruction	-	-	-	-
General administration	-	-	-	-
School administration	-	-	-	-
Central services	-	-	-	-
Operation & maintenance of plant	-	-	-	-
Student transportation	-	-	-	-
Other support services	-	-	-	-
Operation of non-instructional services:				
Community services operations	-	-	-	-
Food services operations	-	-	-	-
Capital outlay	222,549	222,549	3,028	219,521
TOTAL EXPENDITURES	222,549	222,549	3,028	219,521
EXCESS (DEFICIENCY) OF REVENUES OVER (UNDER) EXPENDITURES	-	-	24,359	(24,359)
DESIGNATED CASH	-	-	-	-
NET CHANGES IN FUND BALANCES	$ -	$ -	24,359	$ 24,359
RECONCILIATION TO GAAP BASIS				
Adjustments to revenues			(24,359)	
Adjustments to expenditures			-	
NET CHANGES IN FUND BALANCES			$ -	

The accompanying notes are an integral part of the financial statements.

STATE OF NEW MEXICO
ALBUQUERQUE MUNICIPAL SCHOOL DISTRICT NO. 12
DIGITAL ARTS AND TECHNOLOGY ACADEMY
HB33 CAPITAL IMPROVEMENTS (FUND 31600)
STATEMENT OF REVENUES, EXPENDITURES AND CHANGES IN
FUND BALANCE - BUDGET (BUDGETARY BASIS) AND ACTUAL
Year Ended June 30, 2014

	Budgeted Amounts		Actual Amounts	Variance From Final Budget
	Original	Final	(Budgetary Basis)	Positive (Negative)
REVENUES				
Local and county sources	$ 169,872	$ 169,872	$ 168,663	$ (1,209)
State sources	-	-	-	-
Federal sources	-	-	-	-
Interest	-	-	-	-
TOTAL REVENUES	169,872	169,872	168,663	(1,209)
EXPENDITURES				
Current:				
Instruction	-	-	-	-
Support Services:				
Students	-	-	-	-
Instruction	-	-	-	-
General administration	1,699	1,699	-	1,699
School administration	-	-	-	-
Central services	-	-	-	-
Operation & maintenance of plant	-	-	-	-
Student transportation	-	-	-	-
Other support services	-	-	-	-
Operation of non-instructional services:				
Community services operations	-	-	-	-
Food services operations	-	-	-	-
Capital outlay	695,864	695,864	497,974	197,890
TOTAL EXPENDITURES	697,563	697,563	497,974	199,589
EXCESS (DEFICIENCY) OF REVENUES OVER (UNDER) EXPENDITURES	(527,691)	(527,691)	(329,311)	(198,380)
DESIGNATED CASH	527,691	527,691	-	(527,691)
NET CHANGES IN FUND BALANCES	$ -	$ -	(329,311)	$ (329,311)
RECONCILIATION TO GAAP BASIS				
Adjustments to revenues			520,832	
Adjustments to expenditures			(191,521)	
NET CHANGES IN FUND BALANCES			$ -	

The accompanying notes are an integral part of the financial statements.

STATE OF NEW MEXICO
ALBUQUERQUE MUNICIPAL SCHOOL DISTRICT NO. 12
DIGITAL ARTS AND TECHNOLOGY ACADEMY
HB33 CAPITAL IMPROVEMENTS (FUND 31600)
STATEMENT OF REVENUES, EXPENDITURES AND CHANGES IN
FUND BALANCE - BUDGET (BUDGETARY BASIS) AND ACTUAL
Year Ended June 30, 2014

	Budgeted Amounts		Actual Amounts	Variance From Final Budget
	Original	Final	(Budgetary Basis)	Positive (Negative)
REVENUES				
Local and county sources	$ 169,872	$ 169,872	$ 168,663	$ (1,209)
State sources	-	-	-	-
Federal sources	-	-	-	-
Interest	-	-	-	-
TOTAL REVENUES	169,872	169,872	168,663	(1,209)
EXPENDITURES				
Current:				
Instruction	-	-	-	-
Support Services:				
Students	-	-	-	-
Instruction	-	-	-	-
General administration	1,699	1,699	-	1,699
School administration	-	-	-	-
Central services	-	-	-	-
Operation & maintenance of plant	-	-	-	-
Student transportation	-	-	-	-
Other support services	-	-	-	-
Operation of non-instructional services:				
Community services operations	-	-	-	-
Food services operations	-	-	-	-
Capital outlay	695,864	695,864	497,974	197,890
TOTAL EXPENDITURES	697,563	697,563	497,974	199,589
EXCESS (DEFICIENCY) OF REVENUES OVER (UNDER) EXPENDITURES	(527,691)	(527,691)	(329,311)	(198,380)
DESIGNATED CASH	527,691	527,691	-	(527,691)
NET CHANGES IN FUND BALANCES	$ -	$ -	(329,311)	$ (329,311)
RECONCILIATION TO GAAP BASIS				
Adjustments to revenues			329,311	
Adjustments to expenditures			-	
NET CHANGES IN FUND BALANCES			$ -	

The accompanying notes are an integral part of the financial statements.

STATE OF NEW MEXICO
ALBUQUERQUE MUNICIPAL SCHOOL DISTRICT NO. 12
DIGITAL ARTS AND TECHNOLOGY ACADEMY
SB9 CAPITAL IMPROVEMENTS (FUND 31700)
STATEMENT OF REVENUES, EXPENDITURES AND CHANGES IN
FUND BALANCE - BUDGET (BUDGETARY BASIS) AND ACTUAL
Year Ended June 30, 2014

	Budgeted Amounts		Actual Amounts	Variance From Final Budget
	Original	Final	(Budgetary Basis)	Positive (Negative)
REVENUES				
Local and county sources	$ 84,947	$ 84,947	$ 80,258	$ (4,689)
State sources	20,597	27,373	-	(27,373)
Federal sources	-	-	-	-
Interest	-	-	-	-
TOTAL REVENUES	105,544	112,320	80,258	(32,062)
EXPENDITURES				
Current:				
Instruction	-	-	-	-
Support Services:				
Students	-	-	-	-
Instruction	-	-	-	-
General administration	850	850	-	850
School administration	-	-	-	-
Central services	-	-	-	-
Operation & maintenance of plant	-	-	-	-
Student transportation	-	-	-	-
Other support services	-	-	-	-
Operation of non-instructional services:				
Community services operations	-	-	-	-
Food services operations	-	-	-	-
Capital outlay	104,694	111,470	-	111,470
TOTAL EXPENDITURES	105,544	112,320	-	112,320
EXCESS (DEFICIENCY) OF REVENUES OVER (UNDER) EXPENDITURES	-	-	80,258	(80,258)
DESIGNATED CASH	-	-	-	-
NET CHANGES IN FUND BALANCES	$ -	$ -	80,258	$ 80,258
RECONCILIATION TO GAAP BASIS				
Adjustments to revenues			(80,258)	
Adjustments to expenditures			-	
NET CHANGES IN FUND BALANCES			$ -	

The accompanying notes are an integral part of the financial statements.

STATE OF NEW MEXICO
ALBUQUERQUE MUNICIPAL SCHOOL DISTRICT NO. 12
DIGITAL ARTS AND TECHNOLOGY ACADEMY
STATEMENT OF FIDUCIARY ASSETS AND LIABILITIES - AGENCY FUNDS
June 30, 2014

	Agency Funds
ASSETS	
Cash and cash equivalents	$ 15,931
TOTAL ASSETS	$ 15,931
LIABILITIES	
Deposits held for others	$ 15,931
TOTAL LIABILITIES	$ 15,931

The accompanying notes are an integral part of the financial statements.

STATE OF NEW MEXICO
ALBUQUERQUE MUNICIPAL SCHOOL DISTRICT NO. 12
DIGITAL ARTS AND TECHNOLOGY ACADEMY
SCHEDULE OF CHANGES IN ASSETS AND LIABILITIES - AGENCY FUNDS
Year Ended June 30, 2014

	Balance, July 1, 2013	Additions	Deletions	Balance, June 30, 2014
ASSETS				
Cash in bank	$ 13,524	$ 69,206	$ (66,799)	$ 15,931
TOTAL ASSETS	$ 13,524	$ 69,206	$ (66,799)	$ 15,931
LIABILITIES				
Deposits held for others	$ 13,524	$ 69,206	$ (66,799)	$ 15,931
TOTAL ASSETS	$ 13,524	$ 69,206	$ (66,799)	$ 15,931

The accompanying notes are an integral part of the financial statements.

STATE OF NEW MEXICO
ALBUQUERQUE MUNICIPAL SCHOOL DISTRICT NO. 12
DIGITAL ARTS AND TECHNOLOGY ACADEMY
SCHEDULE OF COLLATERAL PLEDGED BY DEPOSITORY
FOR PUBLIC FUNDS
June 30, 2014

Name of Depository	Description of Pledged Collateral	Fair/Par Market Value June 30, 2014	Safekeeping Agent
New Mexico Bank & Trust	296628BN9 3.75% Matures 07/01/2015	$ 576,673	Suntrust
	479412PK8 4.50% Matures 06/01/2015	269,776	Suntrust
		$ 846,449	

The accompanying notes are an integral part of the financial statements.

STATE OF NEW MEXICO
ALBUQUERQUE MUNICIPAL SCHOOL DISTRICT NO. 12
DIGITAL ARTS AND TECHNOLOGY ACADEMY
SCHEDULE OF CASH AND CASH EQUIVALENTS
June 30, 2014

	New Mexico Bank & Trust
Operating account	$ 981,649
Activity account	15,931
Petty cash	100
Total on deposit	997,680
Reconciling items	(8,637)
Reconciled balance at June 30, 2014	989,043
Less activity funds	(15,931)
Balance per Exhibit A-1	$ 973,112

The accompanying notes are an integral part of the financial statements.

Schedule III

STATE OF NEW MEXICO
ALBUQUERQUE MUNICIPAL SCHOOL DISTRICT NO. 12
DIGITAL ARTS AND TECHNOLOGY ACADEMY
CASH RECONCILIATION
June 30, 2014

	Operational Account 11000	Pupil Transportation 13000	Instructional Materials 14000	Food Services 21000	Student Activity 23000	Projects Account 24000
June 30, 2013 Cash (Book Balance)	$ 525,738	$ 16,730	$ 40,774	$ -	$ -	$ -
June 30, 2013 Payroll Liabilities	(33,500)	-	-	-	-	-
June 30, 2013 Temporary Interfund Loans	24,504	-	-	-	-	-
June 30, 2013 Adjustments/Reconciling Differences	-	-	-	-	-	-
June 30, 2013 Cash Available to Budget	516,742	16,730	40,774	-	-	-
2013-2014 Revenue	2,356,653	3,210	19,719	-	-	53,437
2013-2014 Expenditures	(2,393,831)	-	(8,942)	-	-	(53,437)
Permanent Cash Transfers/Reversions	-	-	-	-	-	-
Adjustments	33,551	-	922	-	-	-
June 30, 2014 Cash Available to Budget	513,115	19,940	52,473	-	-	-
June 30, 2014 Payroll Liabilities	115,912	-	-	-	-	-
June 30, 2014 Temporary Interfund Loans	(1,066)	-	-	-	-	-
June 30, 2014 Adjustments/Reconciling Differences	-	-	-	-	-	-
June 30, 2014 Cash (Book Balance)	$ 627,961	$ 19,940	$ 52,473	$ -	$ -	$ -

Schedule III

STATE OF NEW MEXICO
ALBUQUERQUE MUNICIPAL SCHOOL DISTRICT NO. 12
DIGITAL ARTS AND TECHNOLOGY ACADEMY
CASH RECONCILIATION
June 30, 2014

	Direct Account 25000	Grants Fund 26000	State Flowthrough Fund 27000	State Direct Account 28000	Local/State Account 29000	Public School Capital Outlay 31200
June 30, 2013 Cash (Book Balance)	$ -	$ 884	$ -	$ -	$ -	$ -
June 30, 2013 Payroll Liabilities	-	-	-	-	-	-
June 30, 2013 Temporary Interfund Loans	-	-	18	-	-	-
June 30, 2013 Adjustments/Reconciling Differences	-	-	-	-	-	-
June 30, 2013 Cash Available to Budget	-	884	18	-	-	-
2013-2014 Revenue	-	3,750	5,959	-	3,000	221,615
2013-2014 Expenditures	-	(3,675)	(5,959)	-	(3,000)	(221,615)
Permanent Cash Transfers/Reversions	-	-	-	-	-	-
Adjustments	-	-	(922)	-	-	-
June 30, 2014 Cash Available to Budget	-	959	(904)	-	-	-
June 30, 2014 Payroll Liabilities	-	-	-	-	-	-
June 30, 2014 Temporary Interfund Loans	-	-	904	-	-	-
June 30, 2014 Adjustments/Reconciling Differences	-	-	-	-	-	-
June 30, 2014 Cash (Book Balance)	$ -	$ 959	$ -	$ -	$ -	$ -

STATE OF NEW MEXICO
ALBUQUERQUE MUNICIPAL SCHOOL DISTRICT NO. 12
DIGITAL ARTS AND TECHNOLOGY ACADEMY
CASH RECONCILIATION
June 30, 2014

	Special Capital Outlay 31400	Capital Improve. HB 33 31600	Capital Improve. SB 9 31700	Total Primary Government
June 30, 2013 Cash (Book Balance)	$ -	$ 520,832	$ -	$ 1,104,958
June 30, 2013 Payroll Liabilities	-	-	-	(33,500)
June 30, 2013 Temporary Interfund Loans	(24,522)	-	-	-
June 30, 2013 Adjustments/Reconciling Differences	-	-	-	-
June 30, 2013 Cash Available to Budget	(24,522)	520,832	-	1,071,458
2013-2014 Revenue	27,388	168,663	80,258	2,943,652
2013-2014 Expenditures	(3,028)	(497,974)	-	(3,191,461)
Permanent Cash Transfers/Reversions	-	-	-	-
Adjustments	-	-	-	33,551
June 30, 2014 Cash Available to Budget	(162)	191,521	80,258	857,200
June 30, 2014 Payroll Liabilities	-	-	-	115,912
June 30, 2014 Temporary Interfund Loans	162	-	-	-
June 30, 2014 Adjustments/Reconciling Differences	-	-	-	-
June 30, 2014 Cash (Book Balance)	$ -	$ 191,521	$ 80,258	$ 973,112

The accompanying notes are an integral part of the financial statements.

STATE OF NEW MEXICO
ALBUQUERQUE MUNICIPAL SCHOOL DISTRICT NO. 12
EL CAMINO REAL ACADEMY
STATEMENT OF NET POSITION
June 30, 2014

	Governmental Activities
ASSETS	
Cash and cash equivalents	$ 356,070
Receivables, net of allowance for uncollectibles:	
Due from other governments	31,129
Prepaid expenses	-
Total current assets	387,199
NON-CURRENT ASSETS	
Capital assets:	
Land	1,500,000
Building and building improvements	10,280,855
Furniture, fixtures and equipment	69,063
Less: accumulated depreciation	(988,816)
Total non-current assets	10,861,102
TOTAL ASSETS	$ 11,248,301
LIABILITIES AND NET POSITION	
Accounts payable	$ 52,912
Accrued liabilities	261,026
Due to other governments	-
Current portion of long-term debt - Lease purchase	204,605
Total current liabilities	518,543
Long-term debt - Lease purchase	10,854,433
Total liabilities	11,372,976
Net investment in capital assets	(197,936)
Restricted	27,615
Unrestricted	45,646
Total net position	(124,675)
TOTAL LIABILITIES AND NET POSITION	$ 11,248,301

The accompanying notes are an integral part of the financial statements.

STATE OF NEW MEXICO
ALBUQUERQUE MUNICIPAL SCHOOL DISTRICT NO. 12
EL CAMINO REAL ACADEMY
STATEMENT OF ACTIVITIES
Year Ended June 30, 2014

		Program Revenues			
FUNCTIONS/PROGRAMS	**Expenses**	**Charges for Services**	**Operating Grants and Contributions**	**Capital Grants and Contributions**	**Net Revenues (Expenses) and Changes in Net Position**
Governmental activities:					
Instruction	$ 1,745,972	$ 152	$ 234,477	$ -	$ (1,511,343)
Support services:					
Students	536,273	-	85,780	-	(450,493)
Instruction	68,094	-	41,785	-	(26,309)
General Administration	91,176	-	-	-	(91,176)
School Administration	124,916	-	-	-	(124,916)
Central Services	226,229	-	-	-	(226,229)
Operation & Maintenance of Plant	308,705	-	-	-	(308,705)
Student Transportation	-	-	-	-	-
Operation of non-instructional services:					
Food Services Operations	280,634	6,185	259,756	-	(14,693)
Community Services Operations	-	-	-	-	-
Facilities, Materials, Supplies and Other Services	333,984	-	259,352	8,315	(66,317)
Interest expense - Lease purchase	458,874	-	-	-	(458,874)
TOTAL GOVERNMENTAL ACTIVITIES	$ 4,174,857	$ 6,337	$ 881,150	$ 8,315	(3,279,055)

GENERAL REVENUES	
State Equalization Guarantee	2,731,592
Property Taxes	373,959
Interest	4
Total general revenues	3,105,555
Change in net position	(173,500)
Net position, beginning of year	48,825
Net position, end of year	$ (124,675)

The accompanying notes are an integral part of the financial statements.

Exhibit B-1

STATE OF NEW MEXICO
ALBUQUERQUE MUNICIPAL SCHOOL DISTRICT NO. 12
EL CAMINO REAL ACADEMY
BALANCE SHEET - GOVERNMENTAL FUNDS
June 30, 2014

	11000 General	14000 Instructional Materials	21000 Food Services	24101 Title I	24106 IDEA-B Entitlement
ASSETS					
Cash and cash equivalents	$ 281,046	$ 9,835	$ 17,780	$ 7,956	$ -
Accounts receivable:	-	-	-	-	-
Due from other governments	-	-	-	4,232	-
Due from other funds	13,350	-	-	-	-
Prepaid expenses	-	-	-	-	-
TOTAL ASSETS	$ 294,396	$ 9,835	$ 17,780	$ 12,188	$ -
LIABILITIES AND FUND BALANCE					
Current liabilities:					
Accounts payable	$ -	$ -	$ -	$ -	$ -
Accrued liabilities	248,750	-	-	12,188	-
Due to other funds	-	-	-	-	-
Due to other governments	-	-	-	-	-
Total current liabilities	248,750	-	-	12,188	-
Fund balances:					
Nonspendable	-	-	-	-	-
Restricted	-	9,835	17,780	-	-
Committed	-	-	-	-	-
Assigned	-	-	-	-	-
Unassigned	45,646	-	-	-	-
Total fund balance	45,646	9,835	17,780	-	-
TOTAL LIABILITIES AND FUND BALANCE	$ 294,396	$ 9,835	$ 17,780	$ 12,188	$ -

Exhibit B-1

STATE OF NEW MEXICO
ALBUQUERQUE MUNICIPAL SCHOOL DISTRICT NO. 12
EL CAMINO REAL ACADEMY
BALANCE SHEET - GOVERNMENTAL FUNDS
June 30, 2014

	24118 Fresh Fruits & Vegetables	24153 English Language Acquisition	24154 Teacher/Principal Training	24162 Title I School Improvement	27106 Library GO Bonds
ASSETS					
Cash and cash equivalents	$ -	$ -	$ -	$ -	$ -
Accounts receivable:	-	-	-	-	-
Due from other governments	-	6,953	-	-	330
Due from other funds	-	-	-	-	-
Prepaid expenses	-	-	-	-	-
TOTAL ASSETS	$ -	$ 6,953	$ -	$ -	$ 330
LIABILITIES AND FUND BALANCE					
Current liabilities:					
Accounts payable	$ -	$ -	$ -	$ -	$ -
Accrued liabilities	-	-	-	-	-
Due to other funds	-	6,953	-	-	330
Due to other governments	-	-	-	-	-
Total current liabilities	-	6,953	-	-	330
Fund balances:					
Nonspendable	-	-	-	-	-
Restricted	-	-	-	-	-
Committed	-	-	-	-	-
Assigned	-	-	-	-	-
Unassigned	-	-	-	-	-
Total fund balance	-	-	-	-	-
TOTAL LIABILITIES AND FUND BALANCE	$ -	$ 6,953	$ -	$ -	$ 330

Exhibit B-1

STATE OF NEW MEXICO
ALBUQUERQUE MUNICIPAL SCHOOL DISTRICT NO. 12
EL CAMINO REAL ACADEMY
BALANCE SHEET - GOVERNMENTAL FUNDS
June 30, 2014

	27107 Library GO Bonds	27155 Breakfast For Elementary	27166 Kindergarten Three Plus	27185 Next Generation Assessments	28201 CYFD Child & Adult Care
ASSETS					
Cash and cash equivalents	$ -	$ -	$ -	$ -	$ -
Accounts receivable:	-	-	-	-	-
Due from other governments	3,507	1,399	1,249	-	-
Due from other funds	-	-	-	-	-
Prepaid expenses	-	-	-	-	-
TOTAL ASSETS	$ 3,507	$ 1,399	$ 1,249	$ -	$ -
LIABILITIES AND FUND BALANCE					
Current liabilities:					
Accounts payable	$ -	$ -	$ -	$ -	$ -
Accrued liabilities	-	-	88	-	-
Due to other funds	3,507	1,399	1,161	-	-
Due to other governments	-	-	-	-	-
Total current liabilities	3,507	1,399	1,249	-	-
Fund balances:					
Nonspendable	-	-	-	-	-
Restricted	-	-	-	-	-
Committed	-	-	-	-	-
Assigned	-	-	-	-	-
Unassigned	-	-	-	-	-
Total fund balance	-	-	-	-	-
TOTAL LIABILITIES AND FUND BALANCE	$ 3,507	$ 1,399	$ 1,249	$ -	$ -

Exhibit B-1

STATE OF NEW MEXICO
ALBUQUERQUE MUNICIPAL SCHOOL DISTRICT NO. 12
EL CAMINO REAL ACADEMY
BALANCE SHEET - GOVERNMENTAL FUNDS
June 30, 2014

	29102 Private Direct Grants	31200 Public School Capital Outlay	31600 HB33 Capital Improvements	31700 SB9 Capital Improvements	Total Primary Government
ASSETS					
Cash and cash equivalents	$ -	$ -	$ 21,069	$ 18,384	$ 356,070
Accounts receivable:	-	-	-	-	-
Due from other governments	-	-	3,713	9,746	31,129
Due from other funds	-	-	-	-	13,350
Prepaid expenses	-	-	-	-	-
TOTAL ASSETS	$ -	$ -	$ 24,782	$ 28,130	$ 400,549
LIABILITIES AND FUND BALANCE					
Current liabilities:					
Accounts payable	$ -	$ -	$ 24,782	$ 28,130	$ 52,912
Accrued liabilities	-	-	-	-	261,026
Due to other funds	-	-	-	-	13,350
Due to other governments	-	-	-	-	-
Total current liabilities	-	-	24,782	28,130	327,288
Fund balances:					
Nonspendable	-	-	-	-	-
Restricted	-	-	-	-	27,615
Committed	-	-	-	-	-
Assigned	-	-	-	-	-
Unassigned	-	-	-	-	45,646
Total fund balance	-	-	-	-	73,261
TOTAL LIABILITIES AND FUND BALANCE	$ -	$ -	$ 24,782	$ 28,130	$ 400,549

The accompanying notes are an integral part of the financial statements.

STATE OF NEW MEXICO
ALBUQUERQUE MUNICIPAL SCHOOL DISTRICT NO. 12
EL CAMINO REAL ACADEMY
RECONCILIATION OF THE BALANCE SHEET - GOVERNMENTAL FUNDS
TO THE STATEMENT OF NET POSITION
June 30, 2014

Total Fund Balance - Governmental Funds (Governmental Fund Balance Sheet)	$ 73,261
Amounts reported for governmental activities in the Statement of Net Position are different because:	
Capital assets used in governmental activities are not financial resources and, therefore, are not reported in the funds.	
The cost of capital assets is	11,849,918
Accumulated depreciation is	(988,816)
Total capital assets	10,861,102
Long-term and certain other liabilities are not due and payable in the current period and, therefore, are not reported as liabilities in the funds.	
Long-term and other liabilities at year end consist of:	
Long-term debt - Lease purchase	(11,059,038)
Total long-term and other liabilities	(11,059,038)
Net position of governmental activities (Statement of Net Position)	$ (124,675)

The accompanying notes are an integral part of the financial statements.

Exhibit B-3

STATE OF NEW MEXICO
ALBUQUERQUE MUNICIPAL SCHOOL DISTRICT NO. 12
EL CAMINO REAL ACADEMY
STATEMENT OF REVENUES, EXPENDITURES AND CHANGES IN
FUND BALANCES - GOVERNMENTAL FUNDS
Year Ended June 30, 2014

	11000 General	14000 Instructional Materials	21000 Food Services	24101 Title I IASA	24106 IDEA-B Entitlement
REVENUES					
Property taxes	$ -	$ -	$ -	$ -	$ -
Local and county sources	152	-	6,185	-	-
State sources	2,731,592	19,937	-	-	-
Federal sources	-	-	226,408	137,913	80,508
Interest	4	-	-	-	-
Total revenues	2,731,748	19,937	232,593	137,913	80,508
EXPENDITURES					
Current:					
Instruction	1,516,837	14,925	-	115,156	7,678
Support services:					
Students	449,402	-	-	4,214	72,830
Instruction	25,979	-	-	18,543	-
General administration	88,003	-	-	-	-
School administration	124,916	-	-	-	-
Central services	226,229	-	-	-	-
Operation & maintenance of plant	306,798	-	-	-	-
Student transportation	-	-	-	-	-
Other support services	-	-	-	-	-
Operation of non-instructional services:					
Community services operations	-	-	-	-	-
Food services operations	-	-	247,286	-	-
Capital outlay	-	-	-	-	-
Lease purchase - principal payments	-	-	-	-	-
Lease purchase - interest payments	-	-	-	-	-
Total expenditures	2,738,164	14,925	247,286	137,913	80,508
Excess (deficiency) of revenues over (under) expenditures	(6,416)	5,012	(14,693)	-	-
Other financing sources (uses):					
Other financing sources - lease purchase	-	-	-	-	-
Other financing sources (uses)	-	-	-	-	-
Total other financing sources (uses)	-	-	-	-	-
NET CHANGES IN FUND BALANCES	(6,416)	5,012	(14,693)	-	-
FUND BALANCES, BEGINNING OF YEAR	52,062	4,823	32,473	-	-
FUND BALANCES, END OF YEAR	$ 45,646	$ 9,835	$ 17,780	$ -	$ -

Exhibit B-3

STATE OF NEW MEXICO
ALBUQUERQUE MUNICIPAL SCHOOL DISTRICT NO. 12
EL CAMINO REAL ACADEMY
STATEMENT OF REVENUES, EXPENDITURES AND CHANGES IN
FUND BALANCES - GOVERNMENTAL FUNDS
Year Ended June 30, 2014

	24118 Fresh Fruits & Vegetables	24153 English Language Acquisition	24154 Teacher/Principal Training	24162 Title I School Improvement	27106 2010 Library GO Bonds
REVENUES					
Property taxes	$ -	$ -	$ -	$ -	$ -
Local and county sources	-	-	-	-	-
State sources	-	-	-	-	330
Federal sources	9,617	8,736	15,969	7,283	-
Interest	-	-	-	-	-
Total revenues	9,617	8,736	15,969	7,283	330
EXPENDITURES					
Current:					
Instruction	-	-	2,833	7,283	-
Support services:					
Students	-	8,736	-	-	-
Instruction	-	-	13,136	-	330
General administration	-	-	-	-	-
School administration	-	-	-	-	-
Central services	-	-	-	-	-
Operation & maintenance of plant	-	-	-	-	-
Student transportation	-	-	-	-	-
Other support services	-	-	-	-	-
Operation of non-instructional services:					
Community services operations	-	-	-	-	-
Food services operations	9,617	-	-	-	-
Capital outlay	-	-	-	-	-
Lease purchase - principal payments	-	-	-	-	-
Lease purchase - interest payments	-	-	-	-	-
Total expenditures	9,617	8,736	15,969	7,283	330
Excess (deficiency) of revenues over (under) expenditures	-	-	-	-	-
Other financing sources (uses):					
Other financing sources - lease purchase	-	-	-	-	-
Other financing sources (uses)	-	-	-	-	-
Total other financing sources (uses)	-	-	-	-	-
NET CHANGES IN FUND BALANCES	-	-	-	-	-
FUND BALANCES, BEGINNING OF YEAR	-	-	-	-	-
FUND BALANCES, END OF YEAR	$ -	$ -	$ -	$ -	$ -

Exhibit B-3

STATE OF NEW MEXICO
ALBUQUERQUE MUNICIPAL SCHOOL DISTRICT NO. 12
EL CAMINO REAL ACADEMY
STATEMENT OF REVENUES, EXPENDITURES AND CHANGES IN
FUND BALANCES - GOVERNMENTAL FUNDS
Year Ended June 30, 2014

	27107 2010 Library GO Bonds	27155 Breakfast For Elementary	27166 Kindergarten Three Plus	27185 Next Generation Assessments	28201 CYFD Child & Adult Care
REVENUES					
Property taxes	$ -	$ -	$ -	$ -	$ -
Local and county sources	-	-	-	-	-
State sources	3,507	6,695	49,846	3,013	17,036
Federal sources	-	-	-	-	-
Interest	-	-	-	-	-
Total revenues	3,507	6,695	49,846	3,013	17,036
EXPENDITURES					
Current:					
Instruction	-	-	46,260	-	-
Support services:					
Students	-	-	-	-	-
Instruction	3,507	-	3,586	3,013	-
General administration	-	-	-	-	-
School administration	-	-	-	-	-
Central services	-	-	-	-	-
Operation & maintenance of plant	-	-	-	-	-
Student transportation	-	-	-	-	-
Other support services	-	-	-	-	-
Operation of non-instructional services:					
Community services operations	-	-	-	-	-
Food services operations	-	6,695	-	-	17,036
Capital outlay	-	-	-	-	-
Lease purchase - principal payments	-	-	-	-	-
Lease purchase - interest payments	-	-	-	-	-
Total expenditures	3,507	6,695	49,846	3,013	17,036
Excess (deficiency) of revenues over (under) expenditures	-	-	-	-	-
Other financing sources (uses):					
Other financing sources - lease purchase	-	-	-	-	-
Other financing sources (uses)	-	-	-	-	-
Total other financing sources (uses)	-	-	-	-	-
NET CHANGES IN FUND BALANCES	-	-	-	-	-
FUND BALANCES, BEGINNING OF YEAR	-	-	-	-	-
FUND BALANCES, END OF YEAR	$ -	$ -	$ -	$ -	$ -

Exhibit B-3

STATE OF NEW MEXICO
ALBUQUERQUE MUNICIPAL SCHOOL DISTRICT NO. 12
EL CAMINO REAL ACADEMY
STATEMENT OF REVENUES, EXPENDITURES AND CHANGES IN
FUND BALANCES - GOVERNMENTAL FUNDS
Year Ended June 30, 2014

	29102 Private Direct Grants	31200 Public School Capital Outlay	31600 HB33 Capital Improvements	31700 SB9 Capital Improvements	Total Primary Government
REVENUES					
Property taxes	$ -	$ -	$ 271,295	$ 102,664	$ 373,959
Local and county sources	35,000	-	-	-	41,337
State sources	-	259,352	-	8,315	3,099,623
Federal sources	-	-	-	-	486,434
Interest	-	-	-	-	4
Total revenues	35,000	259,352	271,295	110,979	4,001,357
EXPENDITURES					
Current:					
Instruction	35,000	-	-	-	1,745,972
Support services:					
Students	-	-	-	-	535,182
Instruction	-	-	-	-	68,094
General administration	-	-	2,147	1,026	91,176
School administration	-	-	-	-	124,916
Central services	-	-	-	-	226,229
Operation & maintenance of plant	-	-	-	-	306,798
Student transportation	-	-	-	-	-
Other support services	-	-	-	-	-
Operation of non-instructional services:					
Community services operations	-	-	-	-	-
Food services operations	-	-	-	-	280,634
Capital outlay	-	-	-	-	-
Lease purchase - principal payments	-		179,579	-	179,579
Lease purchase - interest payments	-	259,352	89,569	109,953	458,874
Total expenditures	35,000	259,352	271,295	110,979	4,017,454
Excess (deficiency) of revenues over (under) expenditures	-	-	-	-	(16,097)
Other financing sources (uses):					
Other financing sources - lease purchase	-	-		-	-
Other financing sources (uses)	-	-	-	-	-
Total other financing sources (uses)	-	-	-	-	-
NET CHANGES IN FUND BALANCES	-	-	-	-	(16,097)
FUND BALANCES, BEGINNING OF YEAR	-	-	-	-	89,358
FUND BALANCES, END OF YEAR	$ -	$ -	$ -	$ -	$ 73,261

The accompanying notes are an integral part of the financial statements.

STATE OF NEW MEXICO
ALBUQUERQUE MUNICIPAL SCHOOL DISTRICT NO. 12
EL CAMINO REAL ACADEMY
RECONCILIATION OF THE STATEMENT OF REVENUES, EXPENDITURES, AND CHANGES IN FUND BALANCES - GOVERNMENTAL FUNDS TO THE STATEMENT OF ACTIVITIES
Year Ended June 30, 2014

Net Changes in Fund Balances - Total Governmental Funds (Statement of Revenues, Expenditures, and Changes in Fund Balances)	$ (16,097)
Amounts reported for governmental activities in the Statement of Activities are different because:	
Governmental Funds report capital outlays as expenditures. However, in the Statement of Activities, the cost of those assets is allocated over their estimated useful lives and reported as depreciation expense. In the current period, these amounts were:	
Capital outlay	6,016
Depreciation expense	(342,998)
Excess of capital outlay over depreciation expense	(336,982)
The issuance of long-term debt (e.g., bonds, notes, leases) provides current financial resources to governmental funds, while the repayment of the principal of long-term debt consumes the current financial resources of governmental funds.	
Lease purchase principal payments	179,579
Excess proceeds over payments	179,579
Change in net position of governmental activities (Statement of Activities)	$ (173,500)

The accompanying notes are an integral part of the financial statements.

STATE OF NEW MEXICO
ALBUQUERQUE MUNICIPAL SCHOOL DISTRICT NO. 12
EL CAMINO REAL ACADEMY
GENERAL FUND (FUND 11000)
STATEMENT OF REVENUES, EXPENDITURES AND CHANGES IN
FUND BALANCE - BUDGET (BUDGETARY BASIS) AND ACTUAL
Year Ended June 30, 2014

	Budgeted Amounts		Actual Amounts	Variance From Final Budget
	Original	Final	(Budgetary Basis)	Positive (Negative)
REVENUES				
Local and county sources	$ -	$ -	$ 152	$ 152
State sources	2,731,592	2,731,592	2,731,592	-
Federal sources	-	-	-	-
Interest	-	-	4	4
TOTAL REVENUES	2,731,592	2,731,592	2,731,748	156
EXPENDITURES				
Current:				
Instruction	1,513,753	1,523,150	1,516,837	6,313
Support Services:				
Students	431,101	451,590	449,402	2,188
Instruction	-	26,004	25,979	25
General administration	85,603	88,046	88,003	43
School administration	121,767	125,247	124,916	331
Central services	232,175	227,034	226,229	805
Operation & maintenance of plant	347,193	311,202	306,798	4,404
Student transportation	-	-	-	-
Other support services	-	-	-	-
Operation of non-instructional services:				
Community services operations	-	-	-	-
Food services operations	-	-	-	-
Capital outlay	-	-	-	-
TOTAL EXPENDITURES	2,731,592	2,752,273	2,738,164	14,109
EXCESS (DEFICIENCY) OF REVENUES OVER (UNDER) EXPENDITURES	-	(20,681)	(6,416)	(14,265)
DESIGNATED CASH	-	20,681	-	(20,681)
NET CHANGES IN FUND BALANCES	$ -	$ -	(6,416)	$ (6,416)
RECONCILIATION TO GAAP BASIS				
Adjustments to revenues			-	
Adjustments to expenditures			-	
NET CHANGES IN FUND BALANCES			$ (6,416)	

The accompanying notes are an integral part of the financial statements.

STATE OF NEW MEXICO
ALBUQUERQUE MUNICIPAL SCHOOL DISTRICT NO. 12
EL CAMINO REAL ACADEMY
INSTRUCTIONAL SUPPORT (FUND 14000)
STATEMENT OF REVENUES, EXPENDITURES AND CHANGES IN
FUND BALANCE - BUDGET (BUDGETARY BASIS) AND ACTUAL
Year Ended June 30, 2014

	Budgeted Amounts		Actual Amounts	Variance From Final Budget
	Original	Final	(Budgetary Basis)	Positive (Negative)
REVENUES				
Local and county sources	$ -	$ -	$ -	$ -
State sources	18,962	18,962	19,937	975
Federal sources	-	-	-	-
Interest	-	-	-	-
TOTAL REVENUES	18,962	18,962	19,937	975
EXPENDITURES				
Current:				
Instruction	23,785	23,785	14,925	8,860
Support Services:				
Students	-	-	-	-
Instruction	-	-	-	-
General administration	-	-	-	-
School administration	-	-	-	-
Central services	-	-	-	-
Operation & maintenance of plant	-	-	-	-
Student transportation	-	-	-	-
Other support services	-	-	-	-
Operation of non-instructional services:				
Community services operations	-	-	-	-
Food services operations	-	-	-	-
Capital outlay	-	-	-	-
TOTAL EXPENDITURES	23,785	23,785	14,925	8,860
EXCESS (DEFICIENCY) OF REVENUES OVER (UNDER) EXPENDITURES	(4,823)	(4,823)	5,012	(9,835)
DESIGNATED CASH	4,823	4,823	-	(4,823)
NET CHANGES IN FUND BALANCES	$ -	$ -	5,012	$ 5,012
RECONCILIATION TO GAAP BASIS				
Adjustments to revenues			-	
Adjustments to expenditures			-	
NET CHANGES IN FUND BALANCES			$ 5,012	

The accompanying notes are an integral part of the financial statements.

STATE OF NEW MEXICO
ALBUQUERQUE MUNICIPAL SCHOOL DISTRICT NO. 12
EL CAMINO REAL ACADEMY
FOOD SERVICES (FUND 21000)
STATEMENT OF REVENUES, EXPENDITURES AND CHANGES IN
FUND BALANCE - BUDGET (BUDGETARY BASIS) AND ACTUAL
Year Ended June 30, 2014

	Budgeted Amounts		Actual Amounts	Variance From Final Budget
	Original	Final	(Budgetary Basis)	Positive (Negative)
REVENUES				
Local and county sources	$ -	$ -	$ 6,185	$ 6,185
State sources	-	-	-	-
Federal sources	240,000	240,000	226,408	(13,592)
Interest	-	-	-	-
TOTAL REVENUES	240,000	240,000	232,593	(7,407)
EXPENDITURES				
Current:				
Instruction	-	-	-	-
Support Services:				
Students	-	-	-	-
Instruction	-	-	-	-
General administration	-	-	-	-
School administration	-	-	-	-
Central services	-	-	-	-
Operation & maintenance of plant	-	-	-	-
Student transportation	-	-	-	-
Other support services	-	-	-	-
Operation of non-instructional services:				
Community services operations	-	-	-	-
Food services operations	261,328	261,328	247,286	14,042
Capital outlay	-	-	-	-
TOTAL EXPENDITURES	261,328	261,328	247,286	14,042
EXCESS (DEFICIENCY) OF REVENUES OVER (UNDER) EXPENDITURES	(21,328)	(21,328)	(14,693)	(6,635)
DESIGNATED CASH	21,328	21,328	-	(21,328)
NET CHANGES IN FUND BALANCES	$ -	$ -	(14,693)	$ (14,693)
RECONCILIATION TO GAAP BASIS				
Adjustments to revenues			-	
Adjustments to expenditures			-	
NET CHANGES IN FUND BALANCES			$ (14,693)	

The accompanying notes are an integral part of the financial statements.

STATE OF NEW MEXICO
ALBUQUERQUE MUNICIPAL SCHOOL DISTRICT NO. 12
EL CAMINO REAL ACADEMY
TITLE I (FUND 24101)
STATEMENT OF REVENUES, EXPENDITURES AND CHANGES IN
FUND BALANCE - BUDGET (BUDGETARY BASIS) AND ACTUAL
Year Ended June 30, 2014

	Budgeted Amounts		Actual Amounts	Variance From Final Budget
	Original	Final	(Budgetary Basis)	Positive (Negative)
REVENUES				
Local and county sources	$ -	$ -	$ -	$ -
State sources	-	-	-	-
Federal sources	86,820	137,913	133,681	(4,232)
Interest	-	-	-	-
TOTAL REVENUES	86,820	137,913	133,681	(4,232)
EXPENDITURES				
Current:				
Instruction	85,173	115,156	115,156	-
Support Services:				
Students	1,647	4,214	4,214	-
Instruction	-	18,543	18,543	-
General administration	-	-	-	-
School administration	-	-	-	-
Central services	-	-	-	-
Operation & maintenance of plant	-	-	-	-
Student transportation	-	-	-	-
Other support services	-	-	-	-
Operation of non-instructional services:				
Community services operations	-	-	-	-
Food services operations	-	-	-	-
Capital outlay	-	-	-	-
TOTAL EXPENDITURES	86,820	137,913	137,913	-
EXCESS (DEFICIENCY) OF REVENUES OVER (UNDER) EXPENDITURES	-	-	(4,232)	4,232
DESIGNATED CASH	-	-	-	-
NET CHANGES IN FUND BALANCES	$ -	$ -	(4,232)	$ (4,232)
RECONCILIATION TO GAAP BASIS				
Adjustments to revenues			4,232	
Adjustments to expenditures			-	
NET CHANGES IN FUND BALANCES			$ -	

The accompanying notes are an integral part of the financial statements.

STATE OF NEW MEXICO
ALBUQUERQUE MUNICIPAL SCHOOL DISTRICT NO. 12
EL CAMINO REAL ACADEMY
IDEA-B ENTITLEMENT (FUND 24106)
STATEMENT OF REVENUES, EXPENDITURES AND CHANGES IN
FUND BALANCE - BUDGET (BUDGETARY BASIS) AND ACTUAL
Year Ended June 30, 2014

	Budgeted Amounts		Actual Amounts	Variance From Final Budget
	Original	Final	(Budgetary Basis)	Positive (Negative)
REVENUES				
Local and county sources	$ -	$ -	$ -	$ -
State sources	-	-	-	-
Federal sources	76,462	80,508	80,508	-
Interest	-	-	-	-
TOTAL REVENUES	76,462	80,508	80,508	-
EXPENDITURES				
Current:				
Instruction	-	7,678	7,678	-
Support Services:				
Students	76,462	72,830	72,830	-
Instruction	-	-	-	-
General administration	-	-	-	-
School administration	-	-	-	-
Central services	-	-	-	-
Operation & maintenance of plant	-	-	-	-
Student transportation	-	-	-	-
Other support services	-	-	-	-
Operation of non-instructional services:				
Community services operations	-	-	-	-
Food services operations	-	-	-	-
Capital outlay	-	-	-	-
TOTAL EXPENDITURES	76,462	80,508	80,508	-
EXCESS (DEFICIENCY) OF REVENUES OVER (UNDER) EXPENDITURES	-	-	-	-
DESIGNATED CASH	-	-	-	-
NET CHANGES IN FUND BALANCES	$ -	$ -	-	$ -
RECONCILIATION TO GAAP BASIS				
Adjustments to revenues			-	
Adjustments to expenditures			-	
NET CHANGES IN FUND BALANCES			$ -	

The accompanying notes are an integral part of the financial statements.

STATE OF NEW MEXICO
ALBUQUERQUE MUNICIPAL SCHOOL DISTRICT NO. 12
EL CAMINO REAL ACADEMY
FRESH FRUITS & VEGETABLES (FUND 24118)
STATEMENT OF REVENUES, EXPENDITURES AND CHANGES IN
FUND BALANCE - BUDGET (BUDGETARY BASIS) AND ACTUAL
Year Ended June 30, 2014

	Budgeted Amounts		Actual Amounts	Variance From Final Budget
	Original	Final	(Budgetary Basis)	Positive (Negative)
REVENUES				
Local and county sources	$ -	$ -	$ -	$ -
State sources	-	-	-	-
Federal sources	-	10,100	9,617	(483)
Interest	-	-	-	-
TOTAL REVENUES	-	10,100	9,617	(483)
EXPENDITURES				
Current:				
Instruction	-	-	-	-
Support Services:				
Students	-	-	-	-
Instruction	-	-	-	-
General administration	-	-	-	-
School administration	-	-	-	-
Central services	-	-	-	-
Operation & maintenance of plant	-	-	-	-
Student transportation	-	-	-	-
Other support services	-	-	-	-
Operation of non-instructional services:				
Community services operations	-	-	-	-
Food services operations	-	10,100	9,617	483
Capital outlay	-	-	-	-
TOTAL EXPENDITURES	-	10,100	9,617	483
EXCESS (DEFICIENCY) OF REVENUES OVER (UNDER) EXPENDITURES	-	-	-	-
DESIGNATED CASH	-	-	-	-
NET CHANGES IN FUND BALANCES	$ -	$ -	-	$ -
RECONCILIATION TO GAAP BASIS				
Adjustments to revenues			-	
Adjustments to expenditures			-	
NET CHANGES IN FUND BALANCES			$ -	

The accompanying notes are an integral part of the financial statements.

STATE OF NEW MEXICO
ALBUQUERQUE MUNICIPAL SCHOOL DISTRICT NO. 12
EL CAMINO REAL ACADEMY
ENGLISH LANGUAGE ACQUISITION (FUND 24153)
STATEMENT OF REVENUES, EXPENDITURES AND CHANGES IN
FUND BALANCE - BUDGET (BUDGETARY BASIS) AND ACTUAL
Year Ended June 30, 2014

	Budgeted Amounts		Actual Amounts	Variance From Final Budget
	Original	Final	(Budgetary Basis)	Positive (Negative)
REVENUES				
Local and county sources	$ -	$ -	$ -	$ -
State sources	-	-	-	-
Federal sources	8,736	8,736	1,783	(6,953)
Interest	-	-	-	-
TOTAL REVENUES	8,736	8,736	1,783	(6,953)
EXPENDITURES				
Current:				
Instruction	8,736	8,736	8,736	-
Support Services:				
Students	-	-	-	-
Instruction	-	-	-	-
General administration	-	-	-	-
School administration	-	-	-	-
Central services	-	-	-	-
Operation & maintenance of plant	-	-	-	-
Student transportation	-	-	-	-
Other support services	-	-	-	-
Operation of non-instructional services:				
Community services operations	-	-	-	-
Food services operations	-	-	-	-
Capital outlay	-	-	-	-
TOTAL EXPENDITURES	8,736	8,736	8,736	-
EXCESS (DEFICIENCY) OF REVENUES OVER (UNDER) EXPENDITURES	-	-	(6,953)	6,953
DESIGNATED CASH	-	-	-	-
NET CHANGES IN FUND BALANCES	$ -	$ -	(6,953)	$ (6,953)
RECONCILIATION TO GAAP BASIS				
Adjustments to revenues			6,953	
Adjustments to expenditures			-	
NET CHANGES IN FUND BALANCES			$ -	

The accompanying notes are an integral part of the financial statements.

STATE OF NEW MEXICO
ALBUQUERQUE MUNICIPAL SCHOOL DISTRICT NO. 12
EL CAMINO REAL ACADEMY
TEACHER/PRINCIPAL TRAINING (FUND 24154)
STATEMENT OF REVENUES, EXPENDITURES AND CHANGES IN
FUND BALANCE - BUDGET (BUDGETARY BASIS) AND ACTUAL
Year Ended June 30, 2014

	Budgeted Amounts		Actual Amounts	Variance From Final Budget
	Original	Final	(Budgetary Basis)	Positive (Negative)
REVENUES				
Local and county sources	$ -	$ -	$ -	$ -
State sources	-	-	-	-
Federal sources	15,969	15,969	15,969	-
Interest	-	-	-	-
TOTAL REVENUES	15,969	15,969	15,969	-
EXPENDITURES				
Current:				
Instruction	-	2,833	2,833	-
Support Services:				
Students	-	-	-	-
Instruction	15,969	13,136	13,136	-
General administration	-	-	-	-
School administration	-	-	-	-
Central services	-	-	-	-
Operation & maintenance of plant	-	-	-	-
Student transportation	-	-	-	-
Other support services	-	-	-	-
Operation of non-instructional services:				
Community services operations	-	-	-	-
Food services operations	-	-	-	-
Capital outlay	-	-	-	-
TOTAL EXPENDITURES	15,969	15,969	15,969	-
EXCESS (DEFICIENCY) OF REVENUES OVER (UNDER) EXPENDITURES	-	-	-	-
DESIGNATED CASH	-	-	-	-
NET CHANGES IN FUND BALANCES	$ -	$ -	-	$ -
RECONCILIATION TO GAAP BASIS				
Adjustments to revenues			-	
Adjustments to expenditures			-	
NET CHANGES IN FUND BALANCES			$ -	

The accompanying notes are an integral part of the financial statements.

STATE OF NEW MEXICO
ALBUQUERQUE MUNICIPAL SCHOOL DISTRICT NO. 12
EL CAMINO REAL ACADEMY
TITLE I SCHOOL IMPROVEMENT (FUND 24162)
STATEMENT OF REVENUES, EXPENDITURES AND CHANGES IN
FUND BALANCE - BUDGET (BUDGETARY BASIS) AND ACTUAL
Year Ended June 30, 2014

	Budgeted Amounts		Actual Amounts	Variance From Final Budget
	Original	Final	(Budgetary Basis)	Positive (Negative)
REVENUES				
Local and county sources	$ -	$ -	$ -	$ -
State sources	-	-	-	-
Federal sources	-	17,283	7,283	(10,000)
Interest	-	-	-	-
TOTAL REVENUES	-	17,283	7,283	(10,000)
EXPENDITURES				
Current:				
Instruction	-	17,283	7,283	10,000
Support Services:				
Students	-	-	-	-
Instruction	-	-	-	-
General administration	-	-	-	-
School administration	-	-	-	-
Central services	-	-	-	-
Operation & maintenance of plant	-	-	-	-
Student transportation	-	-	-	-
Other support services	-	-	-	-
Operation of non-instructional services:				
Community services operations	-	-	-	-
Food services operations	-	-	-	-
Capital outlay	-	-	-	-
TOTAL EXPENDITURES	-	17,283	7,283	10,000
EXCESS (DEFICIENCY) OF REVENUES OVER (UNDER) EXPENDITURES	-	-	-	-
DESIGNATED CASH	-	-	-	-
NET CHANGES IN FUND BALANCES	$ -	$ -	-	$ -
RECONCILIATION TO GAAP BASIS				
Adjustments to revenues			-	
Adjustments to expenditures			-	
NET CHANGES IN FUND BALANCES			$ -	

The accompanying notes are an integral part of the financial statements.

STATE OF NEW MEXICO
ALBUQUERQUE MUNICIPAL SCHOOL DISTRICT NO. 12
EL CAMINO REAL ACADEMY
2010 LIBRARY GO BONDS (FUND 27106)
STATEMENT OF REVENUES, EXPENDITURES AND CHANGES IN
FUND BALANCE - BUDGET (BUDGETARY BASIS) AND ACTUAL
Year Ended June 30, 2014

	Budgeted Amounts		Actual Amounts	Variance From Final Budget
	Original	Final	(Budgetary Basis)	Positive (Negative)
REVENUES				
Local and county sources	$ -	$ -	$ -	$ -
State sources	330	330	-	(330)
Federal sources	-	-	-	-
Interest	-	-	-	-
TOTAL REVENUES	330	330	-	(330)
EXPENDITURES				
Current:				
Instruction	-	-	-	-
Support Services:				
Students	-	-	-	-
Instruction	330	330	330	-
General administration	-	-	-	-
School administration	-	-	-	-
Central services	-	-	-	-
Operation & maintenance of plant	-	-	-	-
Student transportation	-	-	-	-
Other support services	-	-	-	-
Operation of non-instructional services:				
Community services operations	-	-	-	-
Food services operations	-	-	-	-
Capital outlay	-	-	-	-
TOTAL EXPENDITURES	330	330	330	-
EXCESS (DEFICIENCY) OF REVENUES OVER (UNDER) EXPENDITURES	-	-	(330)	330
DESIGNATED CASH	-	-	-	-
NET CHANGES IN FUND BALANCES	$ -	$ -	(330)	$ (330)
RECONCILIATION TO GAAP BASIS				
Adjustments to revenues			330	
Adjustments to expenditures			-	
NET CHANGES IN FUND BALANCES			$ -	

The accompanying notes are an integral part of the financial statements.

STATE OF NEW MEXICO
ALBUQUERQUE MUNICIPAL SCHOOL DISTRICT NO. 12
EL CAMINO REAL ACADEMY
2010 LIBRARY GO BONDS (FUND 27107)
STATEMENT OF REVENUES, EXPENDITURES AND CHANGES IN
FUND BALANCE - BUDGET (BUDGETARY BASIS) AND ACTUAL
Year Ended June 30, 2014

	Budgeted Amounts		Actual Amounts	Variance From Final Budget
	Original	Final	(Budgetary Basis)	Positive (Negative)
REVENUES				
Local and county sources	$ -	$ -	$ -	$ -
State sources	3,508	3,508	-	(3,508)
Federal sources	-	-	-	-
Interest	-	-	-	-
TOTAL REVENUES	3,508	3,508	-	(3,508)
EXPENDITURES				
Current:				
Instruction	-	-	-	-
Support Services:				
Students	-	-	-	-
Instruction	3,508	3,508	3,507	1
General administration	-	-	-	-
School administration	-	-	-	-
Central services	-	-	-	-
Operation & maintenance of plant	-	-	-	-
Student transportation	-	-	-	-
Other support services	-	-	-	-
Operation of non-instructional services:				
Community services operations	-	-	-	-
Food services operations	-	-	-	-
Capital outlay	-	-	-	-
TOTAL EXPENDITURES	3,508	3,508	3,507	1
EXCESS (DEFICIENCY) OF REVENUES OVER (UNDER) EXPENDITURES	-	-	(3,507)	3,507
DESIGNATED CASH	-	-	-	-
NET CHANGES IN FUND BALANCES	$ -	$ -	(3,507)	$ (3,507)
RECONCILIATION TO GAAP BASIS				
Adjustments to revenues			3,507	
Adjustments to expenditures			-	
NET CHANGES IN FUND BALANCES			$ -	

The accompanying notes are an integral part of the financial statements.

STATE OF NEW MEXICO
ALBUQUERQUE MUNICIPAL SCHOOL DISTRICT NO. 12
EL CAMINO REAL ACADEMY
BREAKFAST FOR ELEMENTARY (FUND 27155)
STATEMENT OF REVENUES, EXPENDITURES AND CHANGES IN
FUND BALANCE - BUDGET (BUDGETARY BASIS) AND ACTUAL
Year Ended June 30, 2014

	Budgeted Amounts		Actual Amounts	Variance From Final Budget
	Original	Final	(Budgetary Basis)	Positive (Negative)
REVENUES				
Local and county sources	$ -	$ -	$ -	$ -
State sources	-	7,296	5,296	(2,000)
Federal sources	-	-	-	-
Interest	-	-	-	-
TOTAL REVENUES	-	7,296	5,296	(2,000)
EXPENDITURES				
Current:				
Instruction	-	-	-	-
Support Services:				
Students	-	-	-	-
Instruction	-	-	-	-
General administration	-	-	-	-
School administration	-	-	-	-
Central services	-	-	-	-
Operation & maintenance of plant	-	-	-	-
Student transportation	-	-	-	-
Other support services	-	-	-	-
Operation of non-instructional services:				
Community services operations	-	-	-	-
Food services operations	-	7,296	6,695	601
Capital outlay	-	-	-	-
TOTAL EXPENDITURES	-	7,296	6,695	601
EXCESS (DEFICIENCY) OF REVENUES OVER (UNDER) EXPENDITURES	-	-	(1,399)	1,399
DESIGNATED CASH	-	-	-	-
NET CHANGES IN FUND BALANCES	$ -	$ -	(1,399)	$ (1,399)
RECONCILIATION TO GAAP BASIS				
Adjustments to revenues			1,399	
Adjustments to expenditures			-	
NET CHANGES IN FUND BALANCES			$ -	

The accompanying notes are an integral part of the financial statements.

STATE OF NEW MEXICO
ALBUQUERQUE MUNICIPAL SCHOOL DISTRICT NO. 12
EL CAMINO REAL ACADEMY
KINDERGARTEN THREE PLUS (FUND 27166)
STATEMENT OF REVENUES, EXPENDITURES AND CHANGES IN
FUND BALANCE - BUDGET (BUDGETARY BASIS) AND ACTUAL
Year Ended June 30, 2014

	Budgeted Amounts		Actual Amounts	Variance From Final Budget
	Original	Final	(Budgetary Basis)	Positive (Negative)
REVENUES				
Local and county sources	$ -	$ -	$ -	$ -
State sources	61,830	64,127	48,597	(15,530)
Federal sources	-	-	-	-
Interest	-	-	-	-
TOTAL REVENUES	61,830	64,127	48,597	(15,530)
EXPENDITURES				
Current:				
Instruction	56,680	58,977	46,260	12,717
Support Services:				
Students	-	-		-
Instruction	5,150	5,150	3,586	1,564
General administration	-	-	-	-
School administration	-	-	-	-
Central services	-	-	-	-
Operation & maintenance of plant	-	-	-	-
Student transportation	-	-	-	-
Other support services	-	-	-	-
Operation of non-instructional services:				
Community services operations	-	-	-	-
Food services operations	-	-	-	-
Capital outlay	-	-	-	-
TOTAL EXPENDITURES	61,830	64,127	49,846	14,281
EXCESS (DEFICIENCY) OF REVENUES OVER (UNDER) EXPENDITURES	-	-	(1,249)	1,249
DESIGNATED CASH	-	-	-	-
NET CHANGES IN FUND BALANCES	$ -	$ -	(1,249)	$ (1,249)
RECONCILIATION TO GAAP BASIS				
Adjustments to revenues			1,249	
Adjustments to expenditures			-	
NET CHANGES IN FUND BALANCES			$ -	

The accompanying notes are an integral part of the financial statements.

STATE OF NEW MEXICO
ALBUQUERQUE MUNICIPAL SCHOOL DISTRICT NO. 12
EL CAMINO REAL ACADEMY
NEXT GENERATION ASSESSMENTS (FUND 27185)
STATEMENT OF REVENUES, EXPENDITURES AND CHANGES IN
FUND BALANCE - BUDGET (BUDGETARY BASIS) AND ACTUAL
Year Ended June 30, 2014

	Budgeted Amounts		Actual Amounts	Variance From Final Budget
	Original	Final	(Budgetary Basis)	Positive (Negative)
REVENUES				
Local and county sources	$ -	$ -	$ -	$ -
State sources	-	3,013	3,013	-
Federal sources	-	-	-	-
Interest	-	-	-	-
TOTAL REVENUES	-	3,013	3,013	-
EXPENDITURES				
Current:				
Instruction	-	-	-	-
Support Services:				
Students	-	-	-	-
Instruction	-	3,013	3,013	-
General administration	-	-	-	-
School administration	-	-	-	-
Central services	-	-	-	-
Operation & maintenance of plant	-	-	-	-
Student transportation	-	-	-	-
Other support services	-	-	-	-
Operation of non-instructional services:				
Community services operations	-	-	-	-
Food services operations	-	-	-	-
Capital outlay	-	-	-	-
TOTAL EXPENDITURES	-	3,013	3,013	-
EXCESS (DEFICIENCY) OF REVENUES OVER (UNDER) EXPENDITURES	-	-	-	-
DESIGNATED CASH	-	-	-	-
NET CHANGES IN FUND BALANCES	$ -	$ -	-	$ -
RECONCILIATION TO GAAP BASIS				
Adjustments to revenues			-	
Adjustments to expenditures			-	
NET CHANGES IN FUND BALANCES			$ -	

The accompanying notes are an integral part of the financial statements.

STATE OF NEW MEXICO
ALBUQUERQUE MUNICIPAL SCHOOL DISTRICT NO. 12
EL CAMINO REAL ACADEMY
CYFD CHILD & ADULT CARE (FUND 28201)
STATEMENT OF REVENUES, EXPENDITURES AND CHANGES IN
FUND BALANCE - BUDGET (BUDGETARY BASIS) AND ACTUAL
Year Ended June 30, 2014

	Budgeted Amounts		Actual Amounts	Variance From Final Budget
	Original	Final	(Budgetary Basis)	Positive (Negative)
REVENUES				
Local and county sources	$ -	$ -	$ -	$ -
State sources	-	25,700	17,036	(8,664)
Federal sources	-	-	-	-
Interest	-	-	-	-
TOTAL REVENUES	-	25,700	17,036	(8,664)
EXPENDITURES				
Current:				
Instruction	-	-	-	-
Support Services:				
Students	-	-	-	-
Instruction	-	-	-	-
General administration	-	-	-	-
School administration	-	-	-	-
Central services	-	-	-	-
Operation & maintenance of plant	-	-	-	-
Student transportation	-	-	-	-
Other support services	-	-	-	-
Operation of non-instructional services:				
Community services operations	-	-	-	-
Food services operations	-	25,700	17,036	8,664
Capital outlay	-	-	-	-
TOTAL EXPENDITURES	-	25,700	17,036	8,664
EXCESS (DEFICIENCY) OF REVENUES OVER (UNDER) EXPENDITURES	-	-	-	-
DESIGNATED CASH	-	-	-	-
NET CHANGES IN FUND BALANCES	$ -	$ -	-	$ -
RECONCILIATION TO GAAP BASIS				
Adjustments to revenues			-	
Adjustments to expenditures			-	
NET CHANGES IN FUND BALANCES			$ -	

The accompanying notes are an integral part of the financial statements.

STATE OF NEW MEXICO
ALBUQUERQUE MUNICIPAL SCHOOL DISTRICT NO. 12
EL CAMINO REAL ACADEMY
PRIVATE DIRECT GRANTS (FUND 29102)
STATEMENT OF REVENUES, EXPENDITURES AND CHANGES IN
FUND BALANCE - BUDGET (BUDGETARY BASIS) AND ACTUAL
Year Ended June 30, 2014

	Budgeted Amounts		Actual Amounts	Variance From Final Budget
	Original	Final	(Budgetary Basis)	Positive (Negative)
REVENUES				
Local and county sources	$ -	$ 35,000	$ 35,000	$ -
State sources	-	-	-	-
Federal sources	-	-	-	-
Interest	-	-	-	-
TOTAL REVENUES	-	35,000	35,000	-
EXPENDITURES				
Current:				
Instruction	-	35,000	35,000	-
Support Services:				
Students	-	-	-	-
Instruction	-	-	-	-
General administration	-	-	-	-
School administration	-	-	-	-
Central services	-	-	-	-
Operation & maintenance of plant	-	-	-	-
Student transportation	-	-	-	-
Other support services	-	-	-	-
Operation of non-instructional services:				
Community services operations	-	-	-	-
Food services operations	-	-	-	-
Capital outlay	-	-	-	-
TOTAL EXPENDITURES	-	35,000	35,000	-
EXCESS (DEFICIENCY) OF REVENUES OVER (UNDER) EXPENDITURES	-	-	-	-
DESIGNATED CASH	-	-	-	-
NET CHANGES IN FUND BALANCES	$ -	$ -	-	$ -
RECONCILIATION TO GAAP BASIS				
Adjustments to revenues			-	
Adjustments to expenditures			-	
NET CHANGES IN FUND BALANCES			$ -	

The accompanying notes are an integral part of the financial statements.

STATE OF NEW MEXICO
ALBUQUERQUE MUNICIPAL SCHOOL DISTRICT NO. 12
EL CAMINO REAL ACADEMY
PUBLIC SCHOOL CAPITAL OUTLAY (FUND 31200)
STATEMENT OF REVENUES, EXPENDITURES AND CHANGES IN
FUND BALANCE - BUDGET (BUDGETARY BASIS) AND ACTUAL
Year Ended June 30, 2014

	Budgeted Amounts		Actual Amounts	Variance From Final Budget
	Original	Final	(Budgetary Basis)	Positive (Negative)
REVENUES				
Local and county sources	$ -	$ -	$ -	$ -
State sources	-	259,352	259,352	-
Federal sources	-	-	-	-
Interest	-	-	-	-
TOTAL REVENUES	-	259,352	259,352	-
EXPENDITURES				
Current:				
Instruction	-	-	-	-
Support Services:				
Students	-	-	-	-
Instruction	-	-	-	-
General administration	-	-	-	-
School administration	-	-	-	-
Central services	-	-	-	-
Operation & maintenance of plant	-	-	-	-
Student transportation	-	-	-	-
Other support services	-	-	-	-
Operation of non-instructional services:				
Community services operations	-	-	-	-
Food services operations	-	-	-	-
Capital outlay	-	259,352	259,352	-
TOTAL EXPENDITURES	-	259,352	259,352	-
EXCESS (DEFICIENCY) OF REVENUES OVER (UNDER) EXPENDITURES	-	-	-	-
DESIGNATED CASH	-	-	-	-
NET CHANGES IN FUND BALANCES	$ -	$ -	-	$ -
RECONCILIATION TO GAAP BASIS				
Adjustments to revenues			-	
Adjustments to expenditures			-	
NET CHANGES IN FUND BALANCES			$ -	

The accompanying notes are an integral part of the financial statements.

STATE OF NEW MEXICO
ALBUQUERQUE MUNICIPAL SCHOOL DISTRICT NO. 12
EL CAMINO REAL ACADEMY
HB33 CAPITAL IMPROVEMENTS (FUND 31600)
STATEMENT OF REVENUES, EXPENDITURES AND CHANGES IN
FUND BALANCE - BUDGET (BUDGETARY BASIS) AND ACTUAL
Year Ended June 30, 2014

	Budgeted Amounts		Actual Amounts	Variance From Final Budget
	Original	Final	(Budgetary Basis)	Positive (Negative)
REVENUES				
Local and county sources	$ 210,877	$ 210,877	$ 214,247	$ 3,370
State sources	-	-	-	-
Federal sources	-	-	-	-
Interest	-	-	-	-
TOTAL REVENUES	210,877	210,877	214,247	3,370
EXPENDITURES				
Current:				
Instruction	-	-	-	-
Support Services:				
Students	-	-	-	-
Instruction	-	-	-	-
General administration	2,109	2,109	2,109	-
School administration	-	-	-	-
Central services	-	-	-	-
Operation & maintenance of plant	-	-	-	-
Student transportation	-	-	-	-
Other support services	-	-	-	-
Operation of non-instructional services:				
Community services operations	-	-	-	-
Food services operations	-	-	-	-
Capital outlay	298,837	298,837	244,366	54,471
TOTAL EXPENDITURES	300,946	300,946	246,475	54,471
EXCESS (DEFICIENCY) OF REVENUES OVER (UNDER) EXPENDITURES	(90,069)	(90,069)	(32,228)	(57,841)
DESIGNATED CASH	90,069	90,069	-	(90,069)
NET CHANGES IN FUND BALANCES	$ -	$ -	(32,228)	$ (32,228)
RECONCILIATION TO GAAP BASIS				
Adjustments to revenues			57,048	
Adjustments to expenditures			(24,820)	
NET CHANGES IN FUND BALANCES			$ -	

The accompanying notes are an integral part of the financial statements.

STATE OF NEW MEXICO
ALBUQUERQUE MUNICIPAL SCHOOL DISTRICT NO. 12
EL CAMINO REAL ACADEMY
SB 9 CAPITAL IMPROVEMENTS (FUND 31700)
STATEMENT OF REVENUES, EXPENDITURES AND CHANGES IN
FUND BALANCE - BUDGET (BUDGETARY BASIS) AND ACTUAL
Year Ended June 30, 2014

	Budgeted Amounts		Actual Amounts	Variance From Final Budget
	Original	Final	(Budgetary Basis)	Positive (Negative)
REVENUES				
Local and county sources	$ 105,451	$ 105,451	$ 101,219	$ (4,232)
State sources	-	8,315	-	(8,315)
Federal sources	-	-	-	-
Interest	-	-	-	-
TOTAL REVENUES	105,451	113,766	101,219	(12,547)
EXPENDITURES				
Current:				
Instruction	-	-	-	-
Support Services:				
Students	-	-	-	-
Instruction	-	-	-	-
General administration	1,055	1,055	1,012	43
School administration	-	-	-	-
Central services	-	-	-	-
Operation & maintenance of plant	-	-	-	-
Student transportation	-	-	-	-
Other support services	-	-	-	-
Operation of non-instructional services:				
Community services operations	-	-	-	-
Food services operations	-	-	-	-
Capital outlay	104,396	112,711	81,823	30,888
TOTAL EXPENDITURES	105,451	113,766	82,835	30,931
EXCESS (DEFICIENCY) OF REVENUES OVER (UNDER) EXPENDITURES	-	-	18,384	(18,384)
DESIGNATED CASH	-	-	-	-
NET CHANGES IN FUND BALANCES	$ -	$ -	18,384	$ 18,384
RECONCILIATION TO GAAP BASIS				
Adjustments to revenues			9,760	
Adjustments to expenditures			(28,144)	
NET CHANGES IN FUND BALANCES			$ -	

The accompanying notes are an integral part of the financial statements.

STATE OF NEW MEXICO
ALBUQUERQUE MUNICIPAL SCHOOL DISTRICT NO. 12
EL CAMINO REAL ACADEMY
STATEMENT OF FIDCUIARY ASSETS AND LIABILITIES - AGENCY FUNDS
June 30, 2014

	Agency Funds
ASSETS	
Cash and cash equivalents	$ 6,132
TOTAL ASSETS	$ 6,132
LIABILITIES	
Deposits held for others	$ 6,132
TOTAL LIABILITIES	$ 6,132

The accompanying notes are an integral part of the financial statements.

STATE OF NEW MEXICO
ALBUQUERQUE MUNICIPAL SCHOOL DISTRICT NO. 12
EL CAMINO REAL ACADEMY
SCHEDULE OF CHANGES IN ASSETS AND LIABILITIES - AGENCY FUNDS
Year Ended June 30, 2014

	Balance, July 1, 2013	Additions	Deletions	Balance, June 30, 2014
ASSETS				
Cash in bank	$ 5,639	$ 20,164	$ (19,671)	$ 6,132
TOTAL ASSETS	$ 5,639	$ 20,164	$ (19,671)	$ 6,132
LIABILITIES				
Deposits held for others	$ 5,639	$ 20,164	$ (19,671)	$ 6,132
TOTAL ASSETS	$ 5,639	$ 20,164	$ (19,671)	$ 6,132

The accompanying notes are an integral part of the financial statements.

STATE OF NEW MEXICO
ALBUQUERQUE MUNICIPAL SCHOOL DISTRICT NO. 12
EL CAMINO REAL ACADEMY
SCHEDULE OF COLLATERAL PLEDGED BY DEPOSITORY
FOR PUBLIC FUNDS
June 30, 2014

Name of Depository	Description of Pledged Collateral	Fair/Par Market Value June 30, 2014	Safekeeping Agent
US Bank	FHLMC GOLD POOL E01377	$ 171,822	US Bank
US Bank	FHLMC GOLD POOL E97552	98,052	US Bank
		$ 269,874	

The accompanying notes are an integral part of the financial statements.

STATE OF NEW MEXICO
ALBUQUERQUE MUNICIPAL SCHOOL DISTRICT NO. 12
EL CAMINO REAL ACADEMY
SCHEDULE OF CASH AND CASH EQUIVALENTS
June 30, 2014

	US Bank
Operating account	$ 365,668
Activity account	6,692
Total on deposit	372,360
Reconciling items	(10,158)
Reconciled balance at June 30, 2014	362,202
Less activity funds	(6,132)
Balance per Exhibit A-1	$ 356,070

The accompanying notes are an integral part of the financial statements.

Schedule III

STATE OF NEW MEXICO
ALBUQUERQUE MUNICIPAL SCHOOL DISTRICT NO. 12
EL CAMINO REAL ACADEMY
CASH RECONCILIATION
June 30, 2014

	Operational Account 11000	Pupil Transportation 13000	Instructional Materials 14000	Food Services 21000	Student Activity 23000	Projects Account 24000
June 30, 2013 Cash (Book Balance)	$ 236,892	$ -	$ 4,823	$ 32,473	$ -	$ 18,676
June 30, 2013 Payroll Liabilities	(184,831)	-	-	-	-	(18,676)
June 30, 2013 Temporary Interfund Loans	-	-	-	-	-	-
June 30, 2013 Adjustments/Reconciling Differences	-	-	-	-	-	-
June 30, 2013 Cash Available to Budget	52,061	-	4,823	32,473	-	-
2013-2014 Revenue	2,731,748	-	19,937	232,593	-	248,841
2013-2014 Expenditures	(2,738,163)	-	(14,925)	(247,286)	-	(260,026)
Permanent Cash Transfers/Reversions	-	-	-	-	-	-
Audit Adjustments	-	-	-	-	-	-
June 30, 2014 Cash Available to Budget	45,646	-	9,835	17,780	-	(11,185)
June 30, 2014 Payroll Liabilities	248,750	-	-	-	-	12,188
June 30, 2014 Temporary Interfund Loans	(13,350)	-	-	-	-	6,953
June 30, 2014 Adjustments/Reconciling Differences	-	-	-	-	-	-
June 30, 2014 Cash (Book Balance)	$ 281,046	$ -	$ 9,835	$ 17,780	$ -	$ 7,956

Schedule III

STATE OF NEW MEXICO
ALBUQUERQUE MUNICIPAL SCHOOL DISTRICT NO. 12
EL CAMINO REAL ACADEMY
CASH RECONCILIATION
June 30, 2014

	Direct Account 25000	Grants Fund 26000	State Flowthrough Fund 27000	State Direct Account 28000	Local/State Account 29000	Public School Capital Outlay 31200
June 30, 2013 Cash (Book Balance)	$ -	$ -	$ -	$ -	$ -	$ -
June 30, 2013 Payroll Liabilities	-	-	-	-	-	-
June 30, 2013 Temporary Interfund Loans	-	-	-	-	-	-
June 30, 2013 Adjustments/Reconciling Differences	-	-	-	-	-	-
June 30, 2013 Cash Available to Budget	-	-	-	-	-	-
2013-2014 Revenue	-	-	56,906	17,036	35,000	259,352
2013-2014 Expenditures	-	-	(63,391)	(17,036)	(35,000)	(259,352)
Permanent Cash Transfers/Reversions	-	-	-	-	-	-
Audit Adjustments	-	-	-	-	-	-
June 30, 2014 Cash Available to Budget	-	-	(6,485)	-	-	-
June 30, 2014 Payroll Liabilities	-	-	88	-	-	-
June 30, 2014 Temporary Interfund Loans	-	-	6,397	-	-	-
June 30, 2014 Adjustments/Reconciling Differences	-	-	-	-	-	-
June 30, 2014 Cash (Book Balance)	$ -	$ -	$ -	$ -	$ -	$ -

STATE OF NEW MEXICO
ALBUQUERQUE MUNICIPAL SCHOOL DISTRICT NO. 12
EL CAMINO REAL ACADEMY
CASH RECONCILIATION
June 30, 2014

	Special Capital Outlay 31400	Capital Improve. HB 33 31600	Capital Improve. SB 9 31700	Total Primary Government
June 30, 2013 Cash (Book Balance)	$ -	$ 53,297	$ -	$ 346,161
June 30, 2013 Payroll Liabilities	-	-	-	(203,507)
June 30, 2013 Temporary Interfund Loans	-	-	-	-
June 30, 2013 Adjustments/Reconciling Differences	-	-	-	-
June 30, 2013 Cash Available to Budget	-	53,297	-	142,654
2013-2014 Revenue	-	214,281	101,219	3,916,913
2013-2014 Expenditures	-	(246,509)	(82,835)	(3,964,523)
Permanent Cash Transfers/Reversions	-	-	-	-
Audit Adjustments	-	-	-	-
June 30, 2014 Cash Available to Budget	-	21,069	18,384	95,044
June 30, 2014 Payroll Liabilities	-	-	-	261,026
June 30, 2014 Temporary Interfund Loans	-	-	-	-
June 30, 2014 Adjustments/Reconciling Differences	-	-	-	-
June 30, 2014 Cash (Book Balance)	$ -	$ 21,069	$ 18,384	$ 356,070

The accompanying notes are an integral part of the financial statements.

STATE OF NEW MEXICO
ALBUQUERQUE MUNICIPAL SCHOOL DISTRICT NO. 12
GORDON BERNELL CHARTER SCHOOL
STATEMENT OF NET POSITION
June 30, 2014

	Governmental Activities
ASSETS	
Cash and cash equivalents	$ 614,661
Receivables, net of allowance for uncollectibles:	
Due from other governments	58,931
Prepaid expenses	-
Total current assets	673,592
NON-CURRENT ASSETS	
Capital assets:	
Building improvements	15,019
Furniture, fixtures and equipment	147,095
Less: accumulated depreciation	(92,262)
Total non-current assets	69,852
TOTAL ASSETS	$ 743,444
LIABILITIES, DEFERRED INFLOWS OF RESOURCES AND NET POSITION	
Accounts payable	$ -
Accrued liabilities	242,959
Due to other governments	-
Compenstated absences	97,407
Total liabilities	340,366
Deferred inflows of resources	177,336
Net investment in capital assets	69,852
Restricted	99,355
Unrestricted (deficit)	56,535
Total net position (deficit)	225,742
TOTAL LIABILITIES, DEFERRED INFLOWS OF RESOURCES AND NET POSITION	$ 743,444

The accompanying notes are an integral part of the financial statements.

STATE OF NEW MEXICO
ALBUQUERQUE MUNICIPAL SCHOOL DISTRICT NO. 12
GORDON BERNELL CHARTER SCHOOL
STATEMENT OF ACTIVITIES
Year Ended June 30, 2014

		Program Revenues			
FUNCTIONS/PROGRAMS	**Expenses**	**Charges for Services**	**Operating Grants and Contributions**	**Capital Grants and Contributions**	**Net Revenues (Expenses) and Changes in Net Position**
Governmental activities:					
Instruction	$ 2,243,940	$ 3,250	$ 65,895	$ -	$ (2,174,795)
Support services:					
Students	701,381	-	35,438	-	(665,943)
Instruction	22,750	-	8,113	-	(14,637)
General Administration	58,576	-	-	-	(58,576)
School Administration	510,550	-	634	-	(509,916)
Central Services	165,027	-	-	-	(165,027)
Operation & Maintenance of Plant	85,198	-	-	-	(85,198)
Student Transportation	-	-	-	-	-
Other Support Services	1,119	-	-	-	(1,119)
Operating of Non-instructional Services:					
Food Services Operations	-	-	-	-	-
Community Services Operations	-	-	-	-	-
Facilities, Materials, Supplies and Other Services	212,392	-	167,427	37,291	(7,674)
TOTAL GOVERNMENTAL ACTIVITIES	$ 4,000,933	$ 3,250	$ 277,507	$ 37,291	(3,682,885)

GENERAL REVENUES	
State Equalization Guarantee	3,445,453
Property Taxes	19,064
Total general revenues	3,464,517
Change in net position	(218,368)
Net position, beginning of year	444,110
Net position, end of year	$ 225,742

The accompanying notes are an integral part of the financial statements.

Exhibit B-1

STATE OF NEW MEXICO
ALBUQUERQUE MUNICIPAL SCHOOL DISTRICT NO. 12
GORDON BERNELL CHARTER SCHOOL
BALANCE SHEET - GOVERNMENTAL FUNDS
June 30, 2014

	11000 Operational Fund	14000 Instructional Materials	24106 IDEA-B Entitlement	24153 English Language Acquisition	24154 Teacher/Principal Training
ASSETS					
Cash and cash equivalents	$ 352,159	$ 95,992	$ 2,671	$ -	$ -
Accounts receivable:					
Due from other governments	-	-	-	-	-
Due from other funds	42,071	-	-	-	-
Prepaid expenses	-	-	-	-	-
TOTAL ASSETS	$ 394,230	$ 95,992	$ 2,671	$ -	$ -
LIABILITIES, DEFERRED INFLOWS OF RESOURCES AND FUND BALANCE					
Current liabilities:					
Accounts payable	$ -	$ -	$ -	$ -	$ -
Accrued liabilities	240,288	-	2,671	-	-
Due to other funds	-	-	-	-	-
Due to other governments	-	-	-	-	-
Total current liabilities	240,288	-	2,671	-	-
Deferred inflows of resources	-	-	-	-	-
Fund balances:					
Nonspendable	-	-	-	-	-
Restricted	-	95,992	-	-	-
Committed	-	-	-	-	-
Assigned	50,000	-	-	-	-
Unassigned (deficit)	103,942	-	-	-	-
Total fund balance (deficit)	153,942	95,992	-	-	-
TOTAL LIABILITIES, DEFERRED INFLOWS OF RESOURCES AND FUND BALANCE	$ 394,230	$ 95,992	$ 2,671	$ -	$ -

Exhibit B-1

STATE OF NEW MEXICO
ALBUQUERQUE MUNICIPAL SCHOOL DISTRICT NO. 12
GORDON BERNELL CHARTER SCHOOL
BALANCE SHEET - GOVERNMENTAL FUNDS
June 30, 2014

	26179 A+ for Energy	27103 2009 Dual Credit Instruction	27106 2010 Library GO Bonds	27185 Next Generation Assessments	29102 Private Direct Grants
ASSETS					
Cash and cash equivalents	$ 4,418	$ 1,426	$ -	$ -	$ 1,427
Accounts receivable:					
Due from other governments	-	510	214	-	-
Due from other funds	-	-	-	-	-
Prepaid expenses	-	-	-	-	-
TOTAL ASSETS	$ 4,418	$ 1,936	$ 214	$ -	$ 1,427
LIABILITIES, DEFERRED INFLOWS OF RESOURCES AND FUND BALANCE					
Current liabilities:					
Accounts payable	$ -	$ -	$ -	$ -	$ -
Accrued liabilities	-	-	-	-	-
Due to other funds	-	-	214	-	-
Due to other governments	-	-	-	-	-
Total current liabilities	-	-	214	-	-
Deferred inflows of resources	4,418	-	-	-	-
Fund balances:					
Nonspendable	-	-	-	-	-
Restricted	-	1,936	-	-	1,427
Committed	-	-	-	-	-
Assigned	-	-	-	-	-
Unassigned (deficit)	-	-	-	-	-
Total fund balance (deficit)	-	1,936	-	-	1,427
TOTAL LIABILITIES, DEFERRED INFLOWS OF RESOURCES AND FUND BALANCE	$ 4,418	$ 1,936	$ 214	$ -	$ 1,427

STATE OF NEW MEXICO
ALBUQUERQUE MUNICIPAL SCHOOL DISTRICT NO. 12
GORDON BERNELL CHARTER SCHOOL
BALANCE SHEET - GOVERNMENTAL FUNDS
June 30, 2014

	29114 McCune Charitable Foundation	31200 Public School Capital Outlay	31700 SB9 Capital Improvements	Total Primary Government
ASSETS				
Cash and cash equivalents	$ -	$ -	$ 156,568	$ 614,661
Accounts receivable:				
Due from other governments	-	41,857	16,350	58,931
Due from other funds	-	-	-	42,071
Prepaid expenses	-	-	-	-
TOTAL ASSETS	$ -	$ 41,857	$ 172,918	$ 715,663
LIABILITIES, DEFERRED INFLOWS OF RESOURCES AND FUND BALANCE				
Current liabilities:				
Accounts payable	$ -	$ -	$ -	$ -
Accrued liabilities	-	-	-	242,959
Due to other funds	-	41,857	-	42,071
Due to other governments	-	-	-	-
Total current liabilities	-	41,857	-	285,030
Deferred inflows of resources	-	-	172,918	177,336
Fund balances:				
Nonspendable	-	-	-	-
Restricted	-	-	-	99,355
Committed	-	-	-	-
Assigned	-	-	-	50,000
Unassigned (deficit)	-	-	-	103,942
Total fund balance (deficit)	-	-	-	253,297
TOTAL LIABILITIES, DEFERRED INFLOWS OF RESOURCES AND FUND BALANCE	$ -	$ 41,857	$ 172,918	$ 715,663

The accompanying notes are an integral part of the financial statements.

STATE OF NEW MEXICO
ALBUQUERQUE MUNICIPAL SCHOOL DISTRICT NO. 12
GORDON BERNELL CHARTER SCHOOL
RECONCILIATION OF THE BALANCE SHEET - GOVERNMENTAL FUNDS
TO THE STATEMENT OF NET POSITION
June 30, 2014

Total Fund Balance - Governmental Funds (Governmental Fund Balance Sheet)	$ 253,297
Amounts reported for governmental activities in the Statement of Net Position are different because:	
Capital assets used in governmental activities are not financial resources and, therefore, are not reported in the funds.	
The cost of capital assets is	162,114
Accumulated depreciation is	(92,262)
Total capital assets	69,852
Long-term and certain other liabilities are not due and payable in the current period and, therefore, are not reported as liabilities in the funds.	
Long-term and other liabilities at year end consist of:	
Compensated absences payable	(97,407)
Total long-term and other liabilities	(97,407)
Net position of governmental activities (Statement of Net Position)	$ 225,742

The accompanying notes are an integral part of the financial statements.

Exhibit B-3

STATE OF NEW MEXICO
ALBUQUERQUE MUNICIPAL SCHOOL DISTRICT NO. 12
GORDON BERNELL CHARTER SCHOOL
STATEMENT OF REVENUES, EXPENDITURES AND CHANGES IN
FUND BALANCES - GOVERNMENTAL FUNDS
Year Ended June 30, 2014

	11000 Operational Fund	14000 Instructional Materials	24106 IDEA-B Entitlement	24153 English Language Acquisition	24154 Teacher/Principal Training
REVENUES					
Property taxes	$ -	$ -	$ -	$ -	$ -
Local and county sources	3,250	-	-	-	-
State sources	3,445,453	36,624	-	-	-
Federal sources	-	-	35,160	336	29,059
Interest	-	-	-	-	-
Total revenues	3,448,703	36,624	35,160	336	29,059
EXPENDITURES					
Current:					
Instruction	2,171,415	28,064	-	336	28,425
Support services:					
Students	665,943	-	35,160	-	-
Instruction	14,637	-	-	-	-
General administration	54,276	-	-	-	-
School administration	509,916	-	-	-	634
Central services	164,576	-	-	-	-
Operation & maintenance of plant	85,198	-	-	-	-
Student transportation	-	-	-	-	-
Other support services	1,119	-	-	-	-
Operation of non-instructional services:					
Community services operations	-	-	-	-	-
Food services operations	-	-	-	-	-
Capital outlay	-	-	-	-	-
Total expenditures	3,667,080	28,064	35,160	336	29,059
Excess (deficiency) of revenues over (under) expenditures	(218,377)	8,560	-	-	-
Other financing sources (uses):					
Other financing uses	-	-	-	-	-
Total other financing sources (uses)	-	-	-	-	-
NET CHANGES IN FUND BALANCES	(218,377)	8,560	-	-	-
FUND BALANCES, BEGINNING OF YEAR	372,319	87,432	-	-	-
FUND BALANCES, END OF YEAR	$ 153,942	$ 95,992	$ -	$ -	$ -

Exhibit B-3

STATE OF NEW MEXICO
ALBUQUERQUE MUNICIPAL SCHOOL DISTRICT NO. 12
GORDON BERNELL CHARTER SCHOOL
STATEMENT OF REVENUES, EXPENDITURES AND CHANGES IN
FUND BALANCES - GOVERNMENTAL FUNDS
Year Ended June 30, 2014

	26179 A+ for Energy	27103 2009 Dual Credit Instruction	27106 2010 Library GO Bonds	27185 Next Generation Assessments	29102 Private Direct Grants
REVENUES					
Property taxes	$ -	$ -	$ -	$ -	$ -
Local and county sources	-	-	-	-	-
State sources	-	510	2,272	5,841	-
Federal sources	-	-	-	-	-
Interest	-	-	-	-	-
Total revenues	-	510	2,272	5,841	-
EXPENDITURES					
Current:					
Instruction	-	-	-	-	174
Support services:					
Students	-	-	-	-	-
Instruction	-	-	2,272	5,841	-
General administration	-	-	-	-	-
School administration	-	-	-	-	-
Central services	-	-	-	-	-
Operation & maintenance of plant	-	-	-	-	-
Student transportation	-	-	-	-	-
Other support services	-	-	-	-	-
Operation of non-instructional services:					
Community services operations	-	-	-	-	-
Food services operations	-	-	-	-	-
Capital outlay	-	-	-	-	-
Total expenditures	-	-	2,272	5,841	174
Excess (deficiency) of revenues over (under) expenditures	-	510	-	-	(174)
Other financing sources (uses):					
Other financing uses	-	-	-	-	-
Total other financing sources (uses)	-	-	-	-	-
NET CHANGES IN FUND BALANCES	-	510	-	-	(174)
FUND BALANCES, BEGINNING OF YEAR	-	1,426	-	-	1,601
FUND BALANCES, END OF YEAR	$ -	$ 1,936	$ -	$ -	$ 1,427

STATE OF NEW MEXICO
ALBUQUERQUE MUNICIPAL SCHOOL DISTRICT NO. 12
GORDON BERNELL CHARTER SCHOOL
STATEMENT OF REVENUES, EXPENDITURES AND CHANGES IN
FUND BALANCES - GOVERNMENTAL FUNDS
Year Ended June 30, 2014

	29114 McCune Charitable Foundation	31200 Public School Capital Outlay	31700 SB9 Capital Improvements	Total Primary Government
REVENUES				
Property taxes	$ -	$ -	$ 19,064	$ 19,064
Local and county sources	278	-	-	3,528
State sources	-	167,427	37,291	3,695,418
Federal sources	-	-	-	64,555
Interest	-	-	-	-
Total revenues	278	167,427	56,355	3,782,565
EXPENDITURES				
Current:				
Instruction	-	-	-	2,228,414
Support services:				
Students	278	-	-	701,381
Instruction	-	-	-	22,750
General administration	-	-	-	54,276
School administration	-	-	-	510,550
Central services	-	-	-	164,576
Operation & maintenance of plant	-	-	-	85,198
Student transportation	-	-	-	-
Other support services	-	-	-	1,119
Operation of non-instructional services:				
Community services operations	-	-	-	-
Food services operations	-	-	-	-
Capital outlay	-	167,427	44,965	212,392
Total expenditures	278	167,427	44,965	3,980,656
Excess (deficiency) of revenues over (under) expenditures	-	-	11,390	(198,091)
Other financing sources (uses):				
Other financing uses	-	-	-	-
Total other financing sources (uses)	-	-	-	-
NET CHANGES IN FUND BALANCES	-	-	11,390	(198,091)
FUND BALANCES, BEGINNING OF YEAR	-	-	(11,390)	451,388
FUND BALANCES, END OF YEAR	$ -	$ -	$ -	$ 253,297

The accompanying notes are an integral part of the financial statements.

STATE OF NEW MEXICO
ALBUQUERQUE MUNICIPAL SCHOOL DISTRICT NO. 12
GORDON BERNELL CHARTER SCHOOL
RECONCILIATION OF THE STATEMENT OF REVENUES, EXPENDITURES, AND CHANGES IN FUND BALANCES - GOVERNMENTAL FUNDS TO THE STATEMENT OF ACTIVITIES
Year Ended June 30, 2014

Net Changes in Fund Balances - Total Governmental Funds (Statement of Revenues, Expenditures, and Changes in Fund Balances)	$ (198,091)
Amounts reported for governmental activities in the Statement of Activities are different because:	
In the Statement of Activities, certain operating expenses - compensated absences (sick and annual leave) are measured by the amounts earned during the year. In the Governmental Funds, however, expenditures for these items are measured by the amounts of financial resources used (essentially, the amounts actually paid).	
The decrease in compensated absences for the fiscal year was:	4,636
Governmental Funds report capital outlays as expenditures. However, in the Statement of Activities, the cost of those assets is allocated over their estimated useful lives and reported as depreciation expense. In the current period, these amounts were:	
Capital outlay	-
Depreciation expense	(24,913)
Excess of depreciation expense over capital outlay	(24,913)
Loss/Adjustments on disposal of assets	-
Change in net position of governmental activities (Statement of Activities)	$ (218,368)

The accompanying notes are an integral part of the financial statements.

STATE OF NEW MEXICO
ALBUQUERQUE MUNICIPAL SCHOOL DISTRICT NO. 12
GORDON BERNELL CHARTER SCHOOL
OPERATIONAL FUND (FUND 11000)
STATEMENT OF REVENUES, EXPENDITURES AND CHANGES IN
FUND BALANCE - BUDGET (BUDGETARY BASIS) AND ACTUAL
Year Ended June 30, 2014

	Budgeted Amounts		Actual Amounts	Variance From Final Budget
	Original	Final	(Budgetary Basis)	Positive (Negative)
REVENUES				
Local and county sources	$ -	$ -	2,124	$ 2,124
State sources	3,445,454	3,445,454	3,445,453	(1)
Federal sources	-	-	-	-
Interest	-	-	-	-
TOTAL REVENUES	3,445,454	3,445,454	3,447,577	2,123
EXPENDITURES				
Current:				
Instruction	2,313,815	2,250,206	2,171,415	78,791
Support Services:				
Students	654,190	689,456	665,943	23,513
Instruction	36,000	16,000	14,637	1,363
General administration	165,314	59,102	54,276	4,826
School administration	416,127	539,033	509,916	29,117
Central services	31,200	176,185	164,576	11,609
Operation & maintenance of plant	256,972	87,351	85,198	2,153
Student transportation	-	-	-	-
Other support services	-	1,567	1,119	448
Operation of non-instructional services:				
Community services operations	-	-	-	-
Food services operations	-	-	-	-
Capital outlay	-	-	-	-
TOTAL EXPENDITURES	3,873,618	3,818,900	3,667,080	151,820
EXCESS (DEFICIENCY) OF REVENUES OVER (UNDER) EXPENDITURES	(428,164)	(373,446)	(219,503)	(153,943)
DESIGNATED CASH	428,164	373,446	-	(373,446)
NET CHANGES IN FUND BALANCES	$ -	$ -	(219,503)	$ (219,503)
RECONCILIATION TO GAAP BASIS				
Adjustments to revenues			1,126	
Adjustments to expenditures			-	
NET CHANGES IN FUND BALANCES			$ (218,377)	

The accompanying notes are an integral part of the financial statements.

STATE OF NEW MEXICO
ALBUQUERQUE MUNICIPAL SCHOOL DISTRICT NO. 12
GORDON BERNELL CHARTER SCHOOL
INSTRUCTIONAL MATERIALS (FUND 14000)
STATEMENT OF REVENUES, EXPENDITURES AND CHANGES IN
FUND BALANCE - BUDGET (BUDGETARY BASIS) AND ACTUAL
Year Ended June 30, 2014

	Budgeted Amounts		Actual Amounts	Variance From Final Budget
	Original	Final	(Budgetary Basis)	Positive (Negative)
REVENUES				
Local and county sources	$ -	$ -	-	$ -
State sources	-	18,312	60,279	41,967
Federal sources	-	-	-	-
Interest	-	-	-	-
TOTAL REVENUES	-	18,312	60,279	41,967
EXPENDITURES				
Current:				
Instruction	66,291	82,089	28,064	54,025
Support Services:				
Students	-	-	-	-
Instruction	-	-	-	-
General administration	-	-	-	-
School administration	-	-	-	-
Central services	-	-	-	-
Operation & maintenance of plant	-	-	-	-
Student transportation	-	-	-	-
Other support services	-	-	-	-
Operation of non-instructional services:				
Community services operations	-	-	-	-
Food services operations	-	-	-	-
Capital outlay	-	-	-	-
TOTAL EXPENDITURES	66,291	82,089	28,064	54,025
EXCESS (DEFICIENCY) OF REVENUES OVER (UNDER) EXPENDITURES	(66,291)	(63,777)	32,215	(95,992)
DESIGNATED CASH	66,291	63,777	-	(63,777)
NET CHANGES IN FUND BALANCES	$ -	$ -	32,215	$ 32,215
RECONCILIATION TO GAAP BASIS				
Adjustments to revenues			(23,655)	
Adjustments to expenditures			-	
NET CHANGES IN FUND BALANCES			$ 8,560	

The accompanying notes are an integral part of the financial statements.

STATE OF NEW MEXICO
ALBUQUERQUE MUNICIPAL SCHOOL DISTRICT NO. 12
GORDON BERNELL CHARTER SCHOOL
IDEA-B ENTITLEMENT (FUND 24106)
STATEMENT OF REVENUES, EXPENDITURES AND CHANGES IN
FUND BALANCE - BUDGET (BUDGETARY BASIS) AND ACTUAL
Year Ended June 30, 2014

	Budgeted Amounts		Actual Amounts	Variance From Final Budget
	Original	Final	(Budgetary Basis)	Positive (Negative)
REVENUES				
Local and county sources	$ -	$ -	-	$ -
State sources	-	-	-	-
Federal sources	34,135	35,941	35,160	(781)
Interest	-	-	-	-
TOTAL REVENUES	34,135	35,941	35,160	(781)
EXPENDITURES				
Current:				
Instruction	-	-	-	-
Support Services:				
Students	34,135	35,941	35,160	781
Instruction	-	-	-	-
General administration	-	-	-	-
School administration	-	-	-	-
Central services	-	-	-	-
Operation & maintenance of plant	-	-	-	-
Student transportation	-	-	-	-
Other support services	-	-	-	-
Operation of non-instructional services:				
Community services operations	-	-	-	-
Food services operations	-	-	-	-
Capital outlay	-	-	-	-
TOTAL EXPENDITURES	34,135	35,941	35,160	781
EXCESS (DEFICIENCY) OF REVENUES OVER (UNDER) EXPENDITURES	-	-	-	-
DESIGNATED CASH	-	-	-	-
NET CHANGES IN FUND BALANCES	$ -	$ -	-	$ -
RECONCILIATION TO GAAP BASIS				
Adjustments to revenues			-	
Adjustments to expenditures			-	
NET CHANGES IN FUND BALANCES			$ -	

The accompanying notes are an integral part of the financial statements.

STATE OF NEW MEXICO
ALBUQUERQUE MUNICIPAL SCHOOL DISTRICT NO. 12
GORDON BERNELL CHARTER SCHOOL
ENGLISH LANGUAGE ACQUISITION (FUND 24153)
STATEMENT OF REVENUES, EXPENDITURES AND CHANGES IN
FUND BALANCE - BUDGET (BUDGETARY BASIS) AND ACTUAL
Year Ended June 30, 2014

	Budgeted Amounts		Actual Amounts	Variance From Final Budget
	Original	Final	(Budgetary Basis)	Positive (Negative)
REVENUES				
Local and county sources	$ -	$ -	-	$ -
State sources	-	-	-	-
Federal sources	336	336	336	-
Interest	-	-	-	-
TOTAL REVENUES	336	336	336	-
EXPENDITURES				
Current:				
Instruction	336	336	336	-
Support Services:				
Students	-	-	-	-
Instruction	-	-	-	-
General administration	-	-	-	-
School administration	-	-	-	-
Central services	-	-	-	-
Operation & maintenance of plant	-	-	-	-
Student transportation	-	-	-	-
Other support services	-	-	-	-
Operation of non-instructional services:				
Community services operations	-	-	-	-
Food services operations	-	-	-	-
Capital outlay	-	-	-	-
TOTAL EXPENDITURES	336	336	336	-
EXCESS (DEFICIENCY) OF REVENUES OVER (UNDER) EXPENDITURES	-	-	-	-
DESIGNATED CASH	-	-	-	-
NET CHANGES IN FUND BALANCES	$ -	$ -	-	$ -
RECONCILIATION TO GAAP BASIS				
Adjustments to revenues			-	
Adjustments to expenditures			-	
NET CHANGES IN FUND BALANCES			$ -	

The accompanying notes are an integral part of the financial statements.

STATE OF NEW MEXICO
ALBUQUERQUE MUNICIPAL SCHOOL DISTRICT NO. 12
GORDON BERNELL CHARTER SCHOOL
TEACHER/PRINCIPAL TRAINING (FUND 24154)
STATEMENT OF REVENUES, EXPENDITURES AND CHANGES IN
FUND BALANCE - BUDGET (BUDGETARY BASIS) AND ACTUAL
Year Ended June 30, 2014

	Budgeted Amounts		Actual Amounts	Variance From Final Budget
	Original	Final	(Budgetary Basis)	Positive (Negative)
REVENUES				
Local and county sources	$ -	$ -	-	$ -
State sources	-	-	-	-
Federal sources	27,877	36,334	29,059	(7,275)
Interest	-	-	-	-
TOTAL REVENUES	27,877	36,334	29,059	(7,275)
EXPENDITURES				
Current:				
Instruction	27,877	35,700	28,425	7,275
Support Services:				
Students	-	-	-	-
Instruction	-	-	-	-
General administration	-	-	-	-
School administration	-	634	634	-
Central services	-	-	-	-
Operation & maintenance of plant	-	-	-	-
Student transportation	-	-	-	-
Other support services	-	-	-	-
Operation of non-instructional services:				
Community services operations	-	-	-	-
Food services operations	-	-	-	-
Capital outlay	-	-	-	-
TOTAL EXPENDITURES	27,877	36,334	29,059	7,275
EXCESS (DEFICIENCY) OF REVENUES OVER (UNDER) EXPENDITURES	-	-	-	-
DESIGNATED CASH	-	-	-	-
NET CHANGES IN FUND BALANCES	$ -	$ -	-	$ -
RECONCILIATION TO GAAP BASIS				
Adjustments to revenues			-	
Adjustments to expenditures			-	
NET CHANGES IN FUND BALANCES			$ -	

The accompanying notes are an integral part of the financial statements.

STATE OF NEW MEXICO
ALBUQUERQUE MUNICIPAL SCHOOL DISTRICT NO. 12
GORDON BERNELL CHARTER SCHOOL
A+ FOR ENERGY (FUND 26179)
STATEMENT OF REVENUES, EXPENDITURES AND CHANGES IN
FUND BALANCE - BUDGET (BUDGETARY BASIS) AND ACTUAL
Year Ended June 30, 2014

	Budgeted Amounts		Actual Amounts	Variance From Final Budget
	Original	Final	(Budgetary Basis)	Positive (Negative)
REVENUES				
Local and county sources	$ -	$ -	-	$ -
State sources	-	-	-	-
Federal sources	-	-	-	-
Interest	-	-	-	-
TOTAL REVENUES	-	-	-	-
EXPENDITURES				
Current:				
Instruction	-	4,418	-	4,418
Support Services:				
Students	-	-	-	-
Instruction	-	-	-	-
General administration	-	-	-	-
School administration	-	-	-	-
Central services	-	-	-	-
Operation & maintenance of plant	-	-	-	-
Student transportation	-	-	-	-
Other support services	-	-	-	-
Operation of non-instructional services:				
Community services operations	-	-	-	-
Food services operations	-	-	-	-
Capital outlay	-	-	-	-
TOTAL EXPENDITURES	-	4,418	-	4,418
EXCESS (DEFICIENCY) OF REVENUES OVER (UNDER) EXPENDITURES	-	(4,418)	-	(4,418)
DESIGNATED CASH	-	4,418	-	(4,418)
NET CHANGES IN FUND BALANCES	$ -	$ -	-	$ -
RECONCILIATION TO GAAP BASIS				
Adjustments to revenues			-	
Adjustments to expenditures			-	
NET CHANGES IN FUND BALANCES			$ -	

The accompanying notes are an integral part of the financial statements.

STATE OF NEW MEXICO
ALBUQUERQUE MUNICIPAL SCHOOL DISTRICT NO. 12
GORDON BERNELL CHARTER SCHOOL
2009 DUAL CREDIT INSTRUCTION (FUND 27103)
STATEMENT OF REVENUES, EXPENDITURES AND CHANGES IN
FUND BALANCE - BUDGET (BUDGETARY BASIS) AND ACTUAL
Year Ended June 30, 2014

	Budgeted Amounts		Actual Amounts	Variance From Final Budget
	Original	Final	(Budgetary Basis)	Positive (Negative)
REVENUES				
Local and county sources	$ -	$ -	-	$ -
State sources	-	-	-	-
Federal sources	-	-	-	-
Interest	-	-	-	-
TOTAL REVENUES	-	-	-	-
EXPENDITURES				
Current:				
Instruction	-	-	-	-
Support Services:				
Students	-	-	-	-
Instruction	-	-	-	-
General administration	-	-	-	-
School administration	-	-	-	-
Central services	-	-	-	-
Operation & maintenance of plant	-	-	-	-
Student transportation	-	-	-	-
Other support services	-	-	-	-
Operation of non-instructional services:				
Community services operations	-	-	-	-
Food services operations	-	-	-	-
Capital outlay	-	-	-	-
TOTAL EXPENDITURES	-	-	-	-
EXCESS (DEFICIENCY) OF REVENUES OVER (UNDER) EXPENDITURES	-	-	-	-
DESIGNATED CASH	-	-	-	-
NET CHANGES IN FUND BALANCES	$ -	$ -	-	$ -
RECONCILIATION TO GAAP BASIS				
Adjustments to revenues			510	
Adjustments to expenditures			-	
NET CHANGES IN FUND BALANCES			$ 510	

The accompanying notes are an integral part of the financial statements.

STATE OF NEW MEXICO
ALBUQUERQUE MUNICIPAL SCHOOL DISTRICT NO. 12
GORDON BERNELL CHARTER SCHOOL
2010 LIBRARY GO BOND (FUND 27106)
STATEMENT OF REVENUES, EXPENDITURES AND CHANGES IN
FUND BALANCE - BUDGET (BUDGETARY BASIS) AND ACTUAL
Year Ended June 30, 2014

	Budgeted Amounts		Actual Amounts	Variance From Final Budget
	Original	Final	(Budgetary Basis)	Positive (Negative)
REVENUES				
Local and county sources	$ -	$ -	-	$ -
State sources	2,272	2,272	2,058	(214)
Federal sources	-	-	-	-
Interest	-	-	-	-
TOTAL REVENUES	2,272	2,272	2,058	(214)
EXPENDITURES				
Current:				
Instruction	-	-	-	-
Support Services:				
Students	-	-	-	-
Instruction	2,272	2,272	2,272	-
General administration	-	-	-	-
School administration	-	-	-	-
Central services	-	-	-	-
Operation & maintenance of plant	-	-	-	-
Student transportation	-	-	-	-
Other support services	-	-	-	-
Operation of non-instructional services:				
Community services operations	-	-	-	-
Food services operations	-	-	-	-
Capital outlay	-	-	-	-
TOTAL EXPENDITURES	2,272	2,272	2,272	-
EXCESS (DEFICIENCY) OF REVENUES OVER (UNDER) EXPENDITURES	-	-	(214)	214
DESIGNATED CASH	-	-	-	-
NET CHANGES IN FUND BALANCES	$ -	$ -	(214)	$ (214)
RECONCILIATION TO GAAP BASIS				
Adjustments to revenues			214	
Adjustments to expenditures			-	
NET CHANGES IN FUND BALANCES			$ -	

The accompanying notes are an integral part of the financial statements.

STATE OF NEW MEXICO
ALBUQUERQUE MUNICIPAL SCHOOL DISTRICT NO. 12
GORDON BERNELL CHARTER SCHOOL
NEXT GENERATION ASSESSMENTS (FUND 27185)
STATEMENT OF REVENUES, EXPENDITURES AND CHANGES IN
FUND BALANCE - BUDGET (BUDGETARY BASIS) AND ACTUAL
Year Ended June 30, 2014

	Budgeted Amounts		Actual Amounts	Variance From Final Budget
	Original	Final	(Budgetary Basis)	Positive (Negative)
REVENUES				
Local and county sources	$ -	$ -	-	$ -
State sources	-	5,841	5,841	-
Federal sources	-	-	-	-
Interest	-	-	-	-
TOTAL REVENUES	-	5,841	5,841	-
EXPENDITURES				
Current:				
Instruction	-	-	-	-
Support Services:				
Students	-	-	-	-
Instruction	-	5,841	5,841	-
General administration	-	-	-	-
School administration	-	-	-	-
Central services	-	-	-	-
Operation & maintenance of plant	-	-	-	-
Student transportation	-	-	-	-
Other support services	-	-	-	-
Operation of non-instructional services:				
Community services operations	-	-	-	-
Food services operations	-	-	-	-
Capital outlay	-	-	-	-
TOTAL EXPENDITURES	-	5,841	5,841	-
EXCESS (DEFICIENCY) OF REVENUES OVER (UNDER) EXPENDITURES	-	-	-	-
DESIGNATED CASH	-	-	-	-
NET CHANGES IN FUND BALANCES	$ -	$ -	-	$ -
RECONCILIATION TO GAAP BASIS				
Adjustments to revenues			-	
Adjustments to expenditures			-	
NET CHANGES IN FUND BALANCES			$ -	

The accompanying notes are an integral part of the financial statements.

STATE OF NEW MEXICO
ALBUQUERQUE MUNICIPAL SCHOOL DISTRICT NO. 12
GORDON BERNELL CHARTER SCHOOL
PRIVATE DIRECT GRANT (FUND 29102)
STATEMENT OF REVENUES, EXPENDITURES AND CHANGES IN
FUND BALANCE - BUDGET (BUDGETARY BASIS) AND ACTUAL
Year Ended June 30, 2014

	Budgeted Amounts		Actual Amounts	Variance From Final Budget
	Original	Final	(Budgetary Basis)	Positive (Negative)
REVENUES				
Local and county sources	$ -	$ -	-	$ -
State sources	-	-	-	-
Federal sources	-	-	-	-
Interest	-	-	-	-
TOTAL REVENUES	-	-	-	-
EXPENDITURES				
Current:				
Instruction	-	1,601	174	1,427
Support Services:				
Students	-	-	-	-
Instruction	-	-	-	-
General administration	-	-	-	-
School administration	-	-	-	-
Central services	-	-	-	-
Operation & maintenance of plant	-	-	-	-
Student transportation	-	-	-	-
Other support services	-	-	-	-
Operation of non-instructional services:				
Community services operations	-	-	-	-
Food services operations	-	-	-	-
Capital outlay	-	-	-	-
TOTAL EXPENDITURES	-	1,601	174	1,427
EXCESS (DEFICIENCY) OF REVENUES OVER (UNDER) EXPENDITURES	-	(1,601)	(174)	(1,427)
DESIGNATED CASH	-	1,601	-	(1,601)
NET CHANGES IN FUND BALANCES	$ -	$ -	(174)	$ (174)
RECONCILIATION TO GAAP BASIS				
Adjustments to revenues			-	
Adjustments to expenditures			-	
NET CHANGES IN FUND BALANCES			$ (174)	

The accompanying notes are an integral part of the financial statements.

STATE OF NEW MEXICO
ALBUQUERQUE MUNICIPAL SCHOOL DISTRICT NO. 12
GORDON BERNELL CHARTER SCHOOL
McCUNE CHARITABLE FOUNDATION (FUND 29114)
STATEMENT OF REVENUES, EXPENDITURES AND CHANGES IN
FUND BALANCE - BUDGET (BUDGETARY BASIS) AND ACTUAL
Year Ended June 30, 2014

	Budgeted Amounts		Actual Amounts	Variance From Final Budget
	Original	Final	(Budgetary Basis)	Positive (Negative)
REVENUES				
Local and county sources	$ -	$ -	-	$ -
State sources	-	-	-	-
Federal sources	-	-	-	-
Interest	-	-	-	-
TOTAL REVENUES	-	-	-	-
EXPENDITURES				
Current:				
Instruction	-	-	-	-
Support Services:				
Students	-	278	278	-
Instruction	-	-	-	-
General administration	-	-	-	-
School administration	-	-	-	-
Central services	-	-	-	-
Operation & maintenance of plant	-	-	-	-
Student transportation	-	-	-	-
Other support services	-	-	-	-
Operation of non-instructional services:				
Community services operations	-	-	-	-
Food services operations	-	-	-	-
Capital outlay	-	-	-	-
TOTAL EXPENDITURES	-	278	278	-
EXCESS (DEFICIENCY) OF REVENUES OVER (UNDER) EXPENDITURES	-	(278)	(278)	-
DESIGNATED CASH	-	278	-	(278)
NET CHANGES IN FUND BALANCES	$ -	$ -	(278)	$ (278)
RECONCILIATION TO GAAP BASIS				
Adjustments to revenues			278	
Adjustments to expenditures			-	
NET CHANGES IN FUND BALANCES			$ -	

The accompanying notes are an integral part of the financial statements.

STATE OF NEW MEXICO
ALBUQUERQUE MUNICIPAL SCHOOL DISTRICT NO. 12
GORDON BERNELL CHARTER SCHOOL
PUBLIC SCHOOL CAPITAL OUTLAY (FUND 31200)
STATEMENT OF REVENUES, EXPENDITURES AND CHANGES IN
FUND BALANCE - BUDGET (BUDGETARY BASIS) AND ACTUAL
Year Ended June 30, 2014

	Budgeted Amounts		Actual Amounts	Variance From Final Budget
	Original	Final	(Budgetary Basis)	Positive (Negative)
REVENUES				
Local and county sources	$ -	$ -	-	$ -
State sources	-	167,427	169,321	1,894
Federal sources	-	-	-	-
Interest	-	-	-	-
TOTAL REVENUES	-	167,427	169,321	1,894
EXPENDITURES				
Current:				
Instruction	-	-	-	-
Support Services:				
Students	-	-	-	-
Instruction	-	-	-	-
General administration	-	-	-	-
School administration	-	-	-	-
Central services	-	-	-	-
Operation & maintenance of plant	-	-	-	-
Student transportation	-	-	-	-
Other support services	-	-	-	-
Operation of non-instructional services:				
Community services operations	-	-	-	-
Food services operations	-	-	-	-
Capital outlay	-	167,427	167,427	-
TOTAL EXPENDITURES	-	167,427	167,427	-
EXCESS (DEFICIENCY) OF REVENUES OVER (UNDER) EXPENDITURES	-	-	1,894	(1,894)
DESIGNATED CASH	-	-	-	-
NET CHANGES IN FUND BALANCES	$ -	$ -	1,894	$ 1,894
RECONCILIATION TO GAAP BASIS				
Adjustments to revenues			(1,894)	
Adjustments to expenditures			-	
NET CHANGES IN FUND BALANCES			$ -	

The accompanying notes are an integral part of the financial statements.

STATE OF NEW MEXICO
ALBUQUERQUE MUNICIPAL SCHOOL DISTRICT NO. 12
GORDON BERNELL CHARTER SCHOOL
CAPITAL IMPROVEMENTS SB9 (FUND 31700)
STATEMENT OF REVENUES, EXPENDITURES AND CHANGES IN
FUND BALANCE - BUDGET (BUDGETARY BASIS) AND ACTUAL
Year Ended June 30, 2014

	Budgeted Amounts		Actual Amounts	Variance From Final Budget
	Original	Final	(Budgetary Basis)	Positive (Negative)
REVENUES				
Local and county sources	$ 199,186	$ 199,186	189,280	$ (9,906)
State sources	22,681	38,416	24,768	(13,648)
Federal sources	-	-	-	-
Interest	-	-	-	-
TOTAL REVENUES	221,867	237,602	214,048	(23,554)
EXPENDITURES				
Current:				
Instruction	-	-	-	-
Support Services:				
Students	-	-	-	-
Instruction	-	-	-	-
General administration	1,992	1,992	-	1,992
School administration	-	-	-	-
Central services	-	-	-	-
Operation & maintenance of plant	-	-	-	-
Student transportation	-	-	-	-
Other support services	-	-	-	-
Operation of non-instructional services:				
Community services operations	-	-	-	-
Food services operations	-	-	-	-
Capital outlay	219,875	235,610	44,965	190,645
TOTAL EXPENDITURES	221,867	237,602	44,965	192,637
EXCESS (DEFICIENCY) OF REVENUES OVER (UNDER) EXPENDITURES	-	-	169,083	(169,083)
DESIGNATED CASH	-	-	-	-
NET CHANGES IN FUND BALANCES	$ -	$ -	169,083	$ 169,083
RECONCILIATION TO GAAP BASIS				
Adjustments to revenues			(157,693)	
Adjustments to expenditures			-	
NET CHANGES IN FUND BALANCES			$ 11,390	

The accompanying notes are an integral part of the financial statements.

STATE OF NEW MEXICO
ALBUQUERQUE MUNICIPAL SCHOOL DISTRICT NO. 12
GORDON BERNELL CHARTER SCHOOL
STATEMENT OF FIDUCIARY ASSETS AND LIABILITIES - AGENCY FUNDS
June 30, 2014

	Agency Funds
ASSETS	
Cash and cash equivalents	$ 295
TOTAL ASSETS	$ 295
LIABILITIES	
Deposits held for others	$ 295
TOTAL LIABILITIES	$ 295

The accompanying notes are an integral part of the financial statements.

STATE OF NEW MEXICO
ALBUQUERQUE MUNICIPAL SCHOOL DISTRICT NO. 12
GORDON BERNELL CHARTER SCHOOL
SCHEDULE OF CHANGES IN ASSETS AND LIABILITIES - AGENCY FUNDS
Year Ended June 30, 2014

	Balance, July 1, 2013	Additions	Deletions	Balance, June 30, 2014
ASSETS				
Other receivable	$ 178	$ 117	$ -	$ 295
TOTAL ASSETS	$ 178	$ 117	$ -	$ 295
LIABILITIES				
Deposits held for others	$ 178	$ 117	$ -	$ 295
TOTAL ASSETS	$ 178	$ 117	$ -	$ 295

The accompanying notes are an integral part of the financial statements.

STATE OF NEW MEXICO
ALBUQUERQUE MUNICIPAL SCHOOL DISTRICT NO. 12
GORDON BERNELL CHARTER SCHOOL
SCHEDULE OF COLLATERAL PLEDGED BY DEPOSITORY
FOR PUBLIC FUNDS
June 30, 2014

Name of Depository	Description of Pledged Collateral	Fair/Par Market Value June 30, 2014	Safekeeping Agent
New Mexico Bank & Trust	Aspen Colo Sales Tax Revenue 045282PJ3	$ 560,717	Suntrust Bank
		$ 560,717	

The accompanying notes are an integral part of the financial statements.

STATE OF NEW MEXICO
ALBUQUERQUE MUNICIPAL SCHOOL DISTRICT NO. 12
GORDON BERNELL CHARTER SCHOOL
SCHEDULE OF CASH AND CASH EQUIVALENTS
June 30, 2014

Operating account - New Mexico Bank and Trust	$	623,562
Reconciling items		(8,606)
Reconciled balance at June 30, 2014		614,956
Less activity funds		(295)
Balance per Exhibit A-1	$	614,661

The accompanying notes are an integral part of the financial statements.

Schedule III

STATE OF NEW MEXICO
ALBUQUERQUE MUNICIPAL SCHOOL DISTRICT NO. 12
GORDON BERNELL CHARTER SCHOOL
CASH RECONCILIATION
June 30, 2014

	Operational Account 11000	Pupil Transportation 13000	Instructional Materials 14000	Food Services 21000	Student Activity 23000	Projects Account 24000
June 30, 2013 Cash (Book Balance)	$ 529,822	$ -	$ 63,777	$ -	$ -	$ 20
June 30, 2013 Payroll Liabilities	(212,643)	-	-	-	-	(20)
June 30, 2013 Temporary Interfund Loans	55,140	-	-	-	-	-
June 30, 2013 Adjustments/Reconciling Differences	-	-	-	-	-	-
June 30, 2013 Cash Available to Budget	372,319	-	63,777	-	-	-
2013-2014 Revenue	3,447,577	-	60,279	-	-	64,555
2013-2014 Expenditures	(3,667,080)	-	(28,064)	-	-	(64,555)
Permanent Cash Transfers/Reversions	-	-	-	-	-	-
Adjustments	1,126	-	-	-	-	-
June 30, 2014 Cash Available to Budget	153,942	-	95,992	-	-	-
June 30, 2014 Payroll Liabilities	240,288	-	-	-	-	2,671
June 30, 2014 Temporary Interfund Loans	(42,071)	-	-	-	-	-
June 30, 2014 Adjustments/Reconciling Differences	-	-	-	-	-	-
June 30, 2014 Cash (Book Balance)	$ 352,159	$ -	$ 95,992	$ -	$ -	$ 2,671

STATE OF NEW MEXICO
ALBUQUERQUE MUNICIPAL SCHOOL DISTRICT NO. 12
GORDON BERNELL CHARTER SCHOOL
CASH RECONCILIATION
June 30, 2014

	Direct Account 25000	Grants Fund 26000	State Flowthrough Fund 27000	State Direct Account 28000	Local/State Account 29000
June 30, 2013 Cash (Book Balance)	$ -	$ 7,589	$ 1,426	$ -	$ 1,991
June 30, 2013 Payroll Liabilities	-	-	-	-	(112)
June 30, 2013 Temporary Interfund Loans	-	-	-	-	-
June 30, 2013 Adjustments/Reconciling Differences	-	-	-	-	-
June 30, 2013 Cash Available to Budget	-	7,589	1,426	-	1,879
2013-2014 Revenue	-	-	7,899	-	-
2013-2014 Expenditures	-	-	(8,113)	-	(453)
Permanent Cash Transfers/Reversions	-	-	-	-	-
Adjustments	-	(3,171)	-	-	1
June 30, 2014 Cash Available to Budget	-	4,418	1,212	-	1,427
June 30, 2014 Payroll Liabilities	-	-	-	-	-
June 30, 2014 Temporary Interfund Loans	-	-	214	-	-
June 30, 2014 Adjustments/Reconciling Differences	-	-	-	-	-
June 30, 2014 Cash (Book Balance)	$ -	$ 4,418	$ 1,426	$ -	$ 1,427

STATE OF NEW MEXICO
ALBUQUERQUE MUNICIPAL SCHOOL DISTRICT NO. 12
GORDON BERNELL CHARTER SCHOOL
CASH RECONCILIATION
June 30, 2014

	Public School Capital Outlay 31200	Special Capital Outlay 31400	Capital Improve. HB 33 31600	Capital Improve. SB 9 31700	Total Primary Government
June 30, 2013 Cash (Book Balance)	$ -	$ -	$ -	$ -	$ 604,625
June 30, 2013 Payroll Liabilities	-	-	-	-	(212,775)
June 30, 2013 Temporary Interfund Loans	(43,750)	-	-	(11,390)	-
June 30, 2013 Adjustments/Reconciling Differences	-	-	-	-	-
June 30, 2013 Cash Available to Budget	(43,750)	-	-	(11,390)	391,850
2013-2014 Revenue	169,321	-	-	214,048	3,963,679
2013-2014 Expenditures	(167,427)	-	-	(44,965)	(3,980,657)
Permanent Cash Transfers/Reversions	-	-	-	-	-
Adjustments	(1)	-	-	(1,125)	(3,170)
June 30, 2014 Cash Available to Budget	(41,857)	-	-	156,568	371,702
June 30, 2014 Payroll Liabilities	-	-	-	-	242,959
June 30, 2014 Temporary Interfund Loans	41,857	-	-	-	-
June 30, 2014 Adjustments/Reconciling Differences	-	-	-	-	-
June 30, 2014 Cash (Book Balance)	$ -	$ -	$ -	$ 156,568	$ 614,661

The accompanying notes are an integral part of the financial statements.

STATE OF NEW MEXICO
ALBUQUERQUE MUNICIPAL SCHOOL DISTRICT NO. 12
LA ACADEMIA DE ESPERANZA
STATEMENT OF NET POSITION
June 30, 2014

	Governmental Activities
ASSETS	
Cash and cash equivalents	$ 1,195,932
Receivables, net of allowance for uncollectibles:	
Due from other governments	-
Prepaid expenses	53,818
Total current assets	1,249,750
NON-CURRENT ASSETS	
Capital assets:	
Building improvements	168,708
Vehicles	10,000
Furniture, fixtures and equipment	206,648
Less: accumulated depreciation	(216,761)
Total non-current assets	168,595
TOTAL ASSETS	$ 1,418,345
LIABILITIES, DEFERRED INFLOWS OF RESOURCES AND NET POSITION	
Accounts payable	$ -
Accrued liabilities	251,503
Due to other governments	-
Total liabilities	251,503
Deferred inflows of resources	786,979
Net investment in capital assets	168,595
Restricted	-
Unrestricted	211,268
Total net position	379,863
TOTAL LIABILITIES, DEFERRED INFLOWS OF RESOURCES AND NET POSITION	$ 1,418,345

The accompanying notes are an integral part of the financial statements.

STATE OF NEW MEXICO
ALBUQUERQUE MUNICIPAL SCHOOL DISTRICT NO. 12
LA ACADEMIA DE ESPERANZA
STATEMENT OF ACTIVITIES
Year Ended June 30, 2014

		Program Revenues			
FUNCTIONS/PROGRAMS	**Expenses**	**Charges for Services**	**Operating Grants and Contributions**	**Capital Grants and Contributions**	**Net Revenues (Expenses) and Changes in Net Position**
Governmental activities:					
Instruction	$ 2,741,979	$ 34,536	$ 213,273	$ -	$ (2,494,170)
Support services:					
Students	663,633	-	149,729	-	(513,904)
Instruction	37,574	-	19,880	-	(17,694)
General Administration	20,327	-	-	-	(20,327)
School Administration	180,456	-	-	-	(180,456)
Central Services	131,692	-	-	-	(131,692)
Operation & Maintenance of Plant	308,747	-	752	-	(307,995)
Student Transportation	1,055	-	-	-	(1,055)
Operating of Non-instructional Services:					
Food Services Operations	181,688	468	186,990	-	5,770
Community Services Operations	-	-	-	-	-
Facilities, Materials, Supplies and Other Services	358,613	-	258,613	100,000	-
TOTAL GOVERNMENTAL ACTIVITIES	$ 4,625,764	$ 35,004	$ 829,237	$ 100,000	(3,661,523)

GENERAL REVENUES	
State Equalization Guarantee	3,275,057
Property Taxes	-
Other financing uses	-
Miscellaneous	-
Total general revenues	3,275,057
Change in net position	(386,466)
Net position, beginning of year	766,329
Net position, end of year	$ 379,863

The accompanying notes are an integral part of the financial statements.

Exhibit B-1

STATE OF NEW MEXICO
ALBUQUERQUE MUNICIPAL SCHOOL DISTRICT NO. 12
LA ACADEMIA DE ESPERANZA
BALANCE SHEET - GOVERNMENTAL FUNDS
June 30, 2014

	11000 General	14000 Instructional Support	21000 Food Services	24101 Title I	24106 IDEA-B Entitlement
ASSETS					
Cash and cash equivalents	$ 248,370	$ 48,761	$ 109,338	$ -	$ -
Accounts receivable:					
Due from other governments	-	-	-	-	-
Other	-	-	-	-	-
Due from other funds	-	-	-	-	-
Prepaid expenses	53,818	-	-	-	-
TOTAL ASSETS	$ 302,188	$ 48,761	$ 109,338	$ -	$ -
LIABILITIES, DEFERRED INFLOWS OF RESOURCES AND FUND BALANCE					
Current liabilities:					
Accounts payable	$ -	$ -	$ -	$ -	$ -
Accrued liabilities	251,503	-	-	-	-
Due to other funds	-	-	-	-	-
Due to other governments	-	-	-	-	-
Total current liabilities	251,503	-	-	-	-
Deferred inflows of resources	-	-	-	-	-
Fund balances:					
Nonspendable	53,818	-	-	-	-
Restricted	-	-	-	-	-
Committed	-	-	-	-	-
Assigned	-	-	-	-	-
Unassigned (deficit)	(3,133)	48,761	109,338	-	-
Total fund balance (deficit)	50,685	48,761	109,338	-	-
TOTAL LIABILITIES, DEFERRED INFLOWS OF RESOURCES AND FUND BALANCE	$ 302,188	$ 48,761	$ 109,338	$ -	$ -

Exhibit B-1

STATE OF NEW MEXICO
ALBUQUERQUE MUNICIPAL SCHOOL DISTRICT NO. 12
LA ACADEMIA DE ESPERANZA
BALANCE SHEET - GOVERNMENTAL FUNDS
June 30, 2014

	24153 English Language Acquisition	24154 Teacher/Principal Training	24162 Title I School Improvement	26123 PNM Foundation	26207 CNM Foundation Fund
ASSETS					
Cash and cash equivalents	$ -	$ -	$ -	$ -	$ 2,484
Accounts receivable:					
Due from other governments	-	-	-	-	-
Other	-	-	-	-	-
Due from other funds	-	-	-	-	-
Prepaid expenses	-	-	-	-	-
TOTAL ASSETS	$ -	$ -	$ -	$ -	$ 2,484
LIABILITIES, DEFERRED INFLOWS OF RESOURCES AND FUND BALANCE					
Current liabilities:					
Accounts payable	$ -	$ -	$ -	$ -	$ -
Accrued liabilities	-	-	-	-	-
Due to other funds	-	-	-	-	-
Due to other governments	-	-	-	-	-
Total current liabilities	-	-	-	-	-
Deferred inflows of resources	-	-	-	-	-
Fund balances:					
Nonspendable	-	-	-	-	-
Restricted	-	-	-	-	-
Committed	-	-	-	-	-
Assigned	-	-	-	-	-
Unassigned (deficit)	-	-	-	-	2,484
Total fund balance (deficit)	-	-	-	-	2,484
TOTAL LIABILITIES, DEFERRED INFLOWS OF RESOURCES AND FUND BALANCE	$ -	$ -	$ -	$ -	$ 2,484

Exhibit B-1

STATE OF NEW MEXICO
ALBUQUERQUE MUNICIPAL SCHOOL DISTRICT NO. 12
LA ACADEMIA DE ESPERANZA
BALANCE SHEET - GOVERNMENTAL FUNDS
June 30, 2014

	27107 2012 Library GO Bonds	27183 NM Grown Fresh Fruits & Vegetables	27185 Next Generation Assessments	31200 Public School Capital Outlay	31400 Special Capital Outlay
ASSETS					
Cash and cash equivalents	$ -	$ -	$ -	$ -	$ -
Accounts receivable:					
Due from other governments	-	-	-	-	-
Other	-	-	-	-	-
Due from other funds	-	-	-	-	-
Prepaid expenses	-	-	-	-	-
TOTAL ASSETS	$ -	$ -	$ -	$ -	$ -
LIABILITIES, DEFERRED INFLOWS OF RESOURCES AND FUND BALANCE					
Current liabilities:					
Accounts payable	$ -	$ -	$ -	$ -	$ -
Accrued liabilities	-	-	-	-	-
Due to other funds	-	-	-	-	-
Due to other governments	-	-	-	-	-
Total current liabilities	-	-	-	-	-
Deferred inflows of resources	-	-	-	-	-
Fund balances:					
Nonspendable	-	-	-	-	-
Restricted	-	-	-	-	-
Committed	-	-	-	-	-
Assigned	-	-	-	-	-
Unassigned (deficit)	-	-	-	-	-
Total fund balance (deficit)	-	-	-	-	-
TOTAL LIABILITIES, DEFERRED INFLOWS OF RESOURCES AND FUND BALANCE	$ -	$ -	$ -	$ -	$ -

STATE OF NEW MEXICO
ALBUQUERQUE MUNICIPAL SCHOOL DISTRICT NO. 12
LA ACADEMIA DE ESPERANZA
BALANCE SHEET - GOVERNMENTAL FUNDS
June 30, 2014

	31600 HB33 Capital Improvements	31700 SB9 Capital Improvements	Total Primary Government
ASSETS			
Cash and cash equivalents	$ 689,555	$ 97,424	$ 1,195,932
Accounts receivable:			
Due from other governments	-	-	-
Other	-	-	-
Due from other funds	-	-	-
Prepaid expenses	-	-	53,818
TOTAL ASSETS	$ 689,555	$ 97,424	$ 1,249,750
LIABILITIES, DEFERRED INFLOWS OF RESOURCES AND FUND BALANCE			
Current liabilities:			
Accounts payable	$ -	$ -	$ -
Accrued liabilities	-	-	251,503
Due to other funds	-	-	-
Due to other governments	-	-	-
Total current liabilities	-	-	251,503
Deferred inflows of resources	689,555	97,424	786,979
Fund balances:			
Nonspendable	-	-	53,818
Restricted	-	-	-
Committed	-	-	-
Assigned	-	-	-
Unassigned (deficit)	-	-	157,450
Total fund balance (deficit)	-	-	211,268
TOTAL LIABILITIES, DEFERRED INFLOWS OF RESOURCES AND FUND BALANCE	$ 689,555	$ 97,424	$ 1,249,750

The accompanying notes are an integral part of the financial statements.

STATE OF NEW MEXICO
ALBUQUERQUE MUNICIPAL SCHOOL DISTRICT NO. 12
LA ACADEMIA DE ESPERANZA
RECONCILIATION OF THE BALANCE SHEET - GOVERNMENTAL FUNDS
TO THE STATEMENT OF NET POSITION
June 30, 2014

Total Fund Balance - Governmental Funds (Governmental Fund Balance Sheet)	$ 211,268
Amounts reported for governmental activities in the Statement of Net Position are different because:	
Capital assets used in governmental activities are not financial resources and, therefore, are not reported in the funds.	
The cost of capital assets is	385,356
Accumulated depreciation is	(216,761)
Total capital assets	168,595
Long-term and certain other liabilities are not due and payable in the current period and, therefore, are not reported as liabilities in the funds.	
Long-term and other liabilities at year end consist of:	
Compensated absences payable	-
Total long-term and other liabilities	-
Net position of governmental activities (Statement of Net Position)	$ 379,863

The accompanying notes are an integral part of the financial statements.

Exhibit B-3

STATE OF NEW MEXICO
ALBUQUERQUE MUNICIPAL SCHOOL DISTRICT NO. 12
LA ACADEMIA DE ESPERANZA
STATEMENT OF REVENUES, EXPENDITURES AND CHANGES IN
FUND BALANCES - GOVERNMENTAL FUNDS
Year Ended June 30, 2014

	11000 General	14000 Instructional Support	21000 Food Services	24101 Title I	24106 IDEA-B Entitlement	24153 English Language Acquisition
REVENUES						
Property taxes	$ -	$ -	$ -	$ -	$ -	$ -
Local and county sources	34,536	-	468	-	-	2,184
State sources	3,275,057	20,518	-	-	-	-
Federal sources	-	-	186,399	155,598	146,639	-
Interest	-	-	-	-	-	-
Total revenues	3,309,593	20,518	186,867	155,598	146,639	2,184
EXPENDITURES						
Current:						
Instruction	2,537,138	4,012	-	152,508	-	2,184
Support services:	-	-	-	-	-	-
Students	512,264	-	-	3,090	146,639	-
Instruction	17,694	-	-	-	-	-
General administration	20,327	-	-	-	-	-
School administration	180,285	-	-	-	-	-
Central services	130,829	-	-	-	-	-
Operation & maintenance of plant	298,218	-	-	-	-	-
Student transportation	1,055	-	-	-	-	-
Other support services	-	-	-	-	-	-
Operation of non-instructional services:						
Community services operations	-	-	-	-	-	-
Food services operations	-	-	181,097	-	-	-
Capital outlay	-	-	-	-	-	-
Total expenditures	3,697,810	4,012	181,097	155,598	146,639	2,184
Excess (deficiency) of revenues over (under) expenditures	(388,217)	16,506	5,770	-	-	-
Other financing sources (uses):						
Other financing uses - Allowance increase	-	-	-	-	-	-
Interfund transfers	-	-	-	-	-	-
Total other financing sources (uses)	-	-	-	-	-	-
NET CHANGES IN FUND BALANCES	(388,217)	16,506	5,770	-	-	-
FUND BALANCES, BEGINNING OF YEAR	438,902	32,255	103,568	-	-	-
FUND BALANCES, END OF YEAR	$ 50,685	$ 48,761	$ 109,338	$ -	$ -	$ -

Exhibit B-3

STATE OF NEW MEXICO
ALBUQUERQUE MUNICIPAL SCHOOL DISTRICT NO. 12
LA ACADEMIA DE ESPERANZA
STATEMENT OF REVENUES, EXPENDITURES AND CHANGES IN
FUND BALANCES - GOVERNMENTAL FUNDS
Year Ended June 30, 2014

	24154 Teacher/Principal Training	24162 Title I School Improvement	26123 PNM Foundation	26207 CNM Foundation Fund	27107 2012 Library GO Bonds	27183 NM Grown Fresh Fruits & Vegetables
REVENUES						
Property taxes	$ -	$ -	$ -	$ -	$ -	$ -
Local and county sources	-	-	752	2,500	-	-
State sources	-	-	-	-	3,392	591
Federal sources	16,151	19,412	-	-	-	-
Interest	-	-	-	-	-	-
Total revenues	16,151	19,412	752	2,500	3,392	591
EXPENDITURES						
Current:						
Instruction	16,151	19,412	-	1,000	-	-
Support services:	-	-	-	-	-	-
Students	-	-	-	353	-	-
Instruction	-	-	-	-	3,392	-
General administration	-	-	-	-	-	-
School administration	-	-	-	-	-	-
Central services	-	-	-	-	-	-
Operation & maintenance of plant	-	-	752	-	-	-
Student transportation	-	-	-	-	-	-
Other support services	-	-	-	-	-	-
Operation of non-instructional services:						
Community services operations	-	-	-	-	-	-
Food services operations	-	-	-	-	-	591
Capital outlay	-	-	-	-	-	-
Total expenditures	16,151	19,412	752	1,353	3,392	591
Excess (deficiency) of revenues over (under) expenditures	-	-	-	1,147	-	-
Other financing sources (uses):						
Other financing uses - Allowance increase	-	-	-	-	-	-
Interfund transfers	-	-	-	-	-	-
Total other financing sources (uses)	-	-	-	-	-	-
NET CHANGES IN FUND BALANCES	-	-	-	1,147	-	-
FUND BALANCES, BEGINNING OF YEAR	-	-	-	1,337	-	-
FUND BALANCES, END OF YEAR	$ -	$ -	$ -	$ 2,484	$ -	$ -

STATE OF NEW MEXICO
ALBUQUERQUE MUNICIPAL SCHOOL DISTRICT NO. 12
LA ACADEMIA DE ESPERANZA
STATEMENT OF REVENUES, EXPENDITURES AND CHANGES IN
FUND BALANCES - GOVERNMENTAL FUNDS
Year Ended June 30, 2014

	27185 Next Generation Assessments	31200 Public School Capital Outlay	31400 Special Capital Outlay	31600 HB33 Capital Improvements	31700 SB9 Capital Improvements	Total Primary Government
REVENUES						
Property taxes	$ -	$ -	$ -	$ -	$ -	$ -
Local and county sources	-	-	-	-	-	40,440
State sources	16,488	258,613	100,000	-	-	3,674,659
Federal sources	-	-	-	-	-	524,199
Interest	-	-	-	-	-	-
Total revenues	16,488	258,613	100,000	-	-	4,239,298
EXPENDITURES						
Current:						
Instruction	-	-	-	-	-	2,732,405
Support services:	-	-	-	-	-	
Students	-	-	-	-	-	662,346
Instruction	16,488	-	-	-	-	37,574
General administration	-	-	-	-	-	20,327
School administration	-	-	-	-	-	180,285
Central services	-	-	-	-	-	130,829
Operation & maintenance of plant	-	-	-	-	-	298,970
Student transportation	-	-	-	-	-	1,055
Other support services	-	-	-	-	-	-
Operation of non-instructional services:						
Community services operations	-	-	-	-	-	-
Food services operations	-	-	-	-	-	181,688
Capital outlay	-	258,613	100,000	-	-	358,613
Total expenditures	16,488	258,613	100,000	-	-	4,604,092
Excess (deficiency) of revenues over (under) expenditures	-	-	-	-	-	(364,794)
Other financing sources (uses):						
Other financing uses - Allowance increase	-	-	-	-	-	-
Interfund transfers	-	-	-	-	-	-
Total other financing sources (uses)	-	-	-	-	-	-
NET CHANGES IN FUND BALANCES	-	-	-	-	-	(364,794)
FUND BALANCES, BEGINNING OF YEAR	-	-	-	-	-	576,062
FUND BALANCES, END OF YEAR	$ -	$ -	$ -	$ -	$ -	$ 211,268

The accompanying notes are an integral part of the financial statements.

STATE OF NEW MEXICO
ALBUQUERQUE MUNICIPAL SCHOOL DISTRICT NO. 12
LA ACADEMIA DE ESPERANZA
RECONCILIATION OF THE STATEMENT OF REVENUES, EXPENDITURES, AND CHANGES IN FUND BALANCES - GOVERNMENTAL FUNDS TO THE STATEMENT OF ACTIVITIES
Year Ended June 30, 2014

Net Changes in Fund Balances - Total Governmental Funds (Statement of Revenues, Expenditures, and Changes in Fund Balances)	$ (364,794)
Amounts reported for governmental activities in the Statement of Activities are different because:	
In the Statement of Activities, certain operating expenses - compensated absences (sick and annual leave) are measured by the amounts earned during the year. In the Governmental Funds, however, expenditures for these items are measured by the amounts of financial resources used (essentially, the amounts actually paid).	
The decrease in compensated absences for the fiscal year was:	-
Governmental Funds report capital outlays as expenditures. However, in the Statement of Activities, the cost of those assets is allocated over their estimated useful lives and reported as depreciation expense. In the current period, these amounts were:	
Capital outlay	-
Depreciation expense	(21,672)
Excess of depreciation expense over capital outlay	(21,672)
Loss/Adjustments on disposal of assets	-
Change in net position of governmental activities (Statement of Activities)	$ (386,466)

The accompanying notes are an integral part of the financial statements.

STATE OF NEW MEXICO
ALBUQUERQUE MUNICIPAL SCHOOL DISTRICT NO. 12
LA ACADEMIA DE ESPERANZA
GENERAL FUND (FUND 11000)
STATEMENT OF REVENUES, EXPENDITURES AND CHANGES IN
FUND BALANCE - BUDGET (BUDGETARY BASIS) AND ACTUAL
Year Ended June 30, 2014

	Budgeted Amounts		Actual Amounts	Variance From Final Budget
	Original	Final	(Budgetary Basis)	Positive (Negative)
REVENUES				
Local and county sources	$ -	$ 6,945	$ 34,536	$ 27,591
State sources	3,275,057	3,275,057	3,275,057	-
Federal sources	-	-	-	-
Interest	-	-	-	-
TOTAL REVENUES	3,275,057	3,282,002	3,309,593	27,591
EXPENDITURES				
Current:				
Instruction	2,041,676	2,543,105	2,537,138	5,967
Support Services:				
Students	791,515	591,515	512,264	79,251
Instruction	-	20,000	17,694	2,306
General administration	70,241	50,241	20,327	29,914
School administration	145,629	185,629	180,285	5,344
Central services	87,548	132,548	130,829	1,719
Operation & maintenance of plant	574,921	195,866	298,218	(102,352)
Student transportation	1,000	2,000	1,055	945
Other support services	-	-	-	-
Operation of non-instructional services:			-	
Community services operations	-	-	-	-
Food services operations	-	-	-	-
Capital outlay	-	-	-	-
TOTAL EXPENDITURES	3,712,530	3,720,904	3,697,810	23,094
EXCESS (DEFICIENCY) OF REVENUES OVER (UNDER) EXPENDITURES	(437,473)	(438,902)	(388,217)	(50,685)
DESIGNATED CASH	437,473	438,902	-	(438,902)
NET CHANGES IN FUND BALANCES	$ -	$ -	(388,217)	$ (388,217)
RECONCILIATION TO GAAP BASIS				
Adjustments to revenues			-	
Adjustments to expenditures			-	
NET CHANGES IN FUND BALANCES			$ (388,217)	

The accompanying notes are an integral part of the financial statements.

STATE OF NEW MEXICO
ALBUQUERQUE MUNICIPAL SCHOOL DISTRICT NO. 12
LA ACADEMIA DE ESPERANZA
INSTRUCTIONAL SUPPORT (FUND 14000)
STATEMENT OF REVENUES, EXPENDITURES AND CHANGES IN
FUND BALANCE - BUDGET (BUDGETARY BASIS) AND ACTUAL
Year Ended June 30, 2014

	Budgeted Amounts		Actual Amounts	Variance From Final Budget
	Original	Final	(Budgetary Basis)	Positive (Negative)
REVENUES				
Local and county sources	$ -	$ -	$ -	$ -
State sources	-	18,766	27,560	8,794
Federal sources	-	-	-	-
Interest	-	-	-	-
TOTAL REVENUES	-	18,766	27,560	8,794
EXPENDITURES				
Current:				
Instruction	-	43,979	4,012	39,967
Support Services:				
Students	-	-	-	-
Instruction	-	-	-	-
General administration	-	-	-	-
School administration	-	-	-	-
Central services	-	-	-	-
Operation & maintenance of plant	-	-	-	-
Student transportation	-	-	-	-
Other support services	-	-	-	-
Operation of non-instructional services:				
Community services operations	-	-	-	-
Food services operations	-	-	-	-
Capital outlay	-	-	-	-
TOTAL EXPENDITURES	-	43,979	4,012	39,967
EXCESS (DEFICIENCY) OF REVENUES OVER (UNDER) EXPENDITURES	-	(25,213)	23,548	(48,761)
DESIGNATED CASH	-	25,213	-	(25,213)
NET CHANGES IN FUND BALANCES	$ -	$ -	23,548	$ 23,548
RECONCILIATION TO GAAP BASIS				
Adjustments to revenues			(7,042)	
Adjustments to expenditures			-	
NET CHANGES IN FUND BALANCES			$ 16,506	

The accompanying notes are an integral part of the financial statements.

STATE OF NEW MEXICO
ALBUQUERQUE MUNICIPAL SCHOOL DISTRICT NO. 12
LA ACADEMIA DE ESPERANZA
FOOD SERVICES (FUND 21000)
STATEMENT OF REVENUES, EXPENDITURES AND CHANGES IN
FUND BALANCE - BUDGET (BUDGETARY BASIS) AND ACTUAL
Year Ended June 30, 2014

	Budgeted Amounts		Actual Amounts	Variance From Final Budget
	Original	Final	(Budgetary Basis)	Positive (Negative)
REVENUES				
Local and county sources	$ -	$ -	$ 468	$ 468
State sources	-	-	-	-
Federal sources	100,000	188,734	201,233	12,499
Interest	-	-	-	-
TOTAL REVENUES	100,000	188,734	201,701	12,967
EXPENDITURES				
Current:				
Instruction	-	-	-	-
Support Services:				
Students	-	-	-	-
Instruction	-	-	-	-
General administration	-	-	-	-
School administration	-	-	-	-
Central services	-	-	-	-
Operation & maintenance of plant	-	-	-	-
Student transportation	-	-	-	-
Other support services	-	-	-	-
Operation of non-instructional services:				
Community services operations	-	-	-	-
Food services operations	125,367	214,101	181,097	33,004
Capital outlay	-	-	-	-
TOTAL EXPENDITURES	125,367	214,101	181,097	33,004
EXCESS (DEFICIENCY) OF REVENUES OVER (UNDER) EXPENDITURES	(25,367)	(25,367)	20,604	(45,971)
DESIGNATED CASH	25,367	25,367	-	(25,367)
NET CHANGES IN FUND BALANCES	$ -	$ -	20,604	$ 20,604
RECONCILIATION TO GAAP BASIS				
Adjustments to revenues			(14,834)	
Adjustments to expenditures			-	
NET CHANGES IN FUND BALANCES			$ 5,770	

The accompanying notes are an integral part of the financial statements.

STATE OF NEW MEXICO
ALBUQUERQUE MUNICIPAL SCHOOL DISTRICT NO. 12
LA ACADEMIA DE ESPERANZA
TITLE I (FUND 24101)
STATEMENT OF REVENUES, EXPENDITURES AND CHANGES IN
FUND BALANCE - BUDGET (BUDGETARY BASIS) AND ACTUAL
Year Ended June 30, 2014

	Budgeted Amounts		Actual Amounts	Variance From Final Budget
	Original	Final	(Budgetary Basis)	Positive (Negative)
REVENUES				
Local and county sources	$ -	$ -	$ -	$ -
State sources	-	-	-	-
Federal sources	83,826	155,598	155,598	-
Interest	-	-	-	-
TOTAL REVENUES	83,826	155,598	155,598	-
EXPENDITURES				
Current:				
Instruction	82,236	152,508	152,508	-
Support Services:				
Students	1,590	3,090	3,090	-
Instruction	-	-	-	-
General administration	-	-	-	-
School administration	-	-	-	-
Central services	-	-	-	-
Operation & maintenance of plant	-	-	-	-
Student transportation	-	-	-	-
Other support services	-	-	-	-
Operation of non-instructional services:				
Community services operations	-	-	-	-
Food services operations	-	-	-	-
Capital outlay	-	-	-	-
TOTAL EXPENDITURES	83,826	155,598	155,598	-
EXCESS (DEFICIENCY) OF REVENUES OVER (UNDER) EXPENDITURES	-	-	-	-
DESIGNATED CASH	-	-	-	-
NET CHANGES IN FUND BALANCES	$ -	$ -	-	$ -
RECONCILIATION TO GAAP BASIS				
Adjustments to revenues			-	
Adjustments to expenditures			-	
NET CHANGES IN FUND BALANCES			$ -	

The accompanying notes are an integral part of the financial statements.

STATE OF NEW MEXICO
ALBUQUERQUE MUNICIPAL SCHOOL DISTRICT NO. 12
LA ACADEMIA DE ESPERANZA
IDEA-B ENTITLEMENT (FUND 24106)
STATEMENT OF REVENUES, EXPENDITURES AND CHANGES IN
FUND BALANCE - BUDGET (BUDGETARY BASIS) AND ACTUAL
Year Ended June 30, 2014

	Budgeted Amounts		Actual Amounts	Variance From Final Budget
	Original	Final	(Budgetary Basis)	Positive (Negative)
REVENUES				
Local and county sources	$ -	$ -	$ -	$ -
State sources	-	-	-	-
Federal sources	139,271	146,639	146,639	-
Interest	-	-	-	-
TOTAL REVENUES	139,271	146,639	146,639	-
EXPENDITURES				
Current:				
Instruction	-	-	-	-
Support Services:				
Students	139,271	146,639	146,639	-
Instruction	-	-	-	-
General administration	-	-	-	-
School administration	-	-	-	-
Central services	-	-	-	-
Operation & maintenance of plant	-	-	-	-
Student transportation	-	-	-	-
Other support services	-	-	-	-
Operation of non-instructional services:				
Community services operations	-	-	-	-
Food services operations	-	-	-	-
Capital outlay	-	-	-	-
TOTAL EXPENDITURES	139,271	146,639	146,639	-
EXCESS (DEFICIENCY) OF REVENUES OVER (UNDER) EXPENDITURES	-	-	-	-
DESIGNATED CASH	-	-	-	-
NET CHANGES IN FUND BALANCES	$ -	$ -	-	$ -
RECONCILIATION TO GAAP BASIS				
Adjustments to revenues			-	
Adjustments to expenditures			-	
NET CHANGES IN FUND BALANCES			$ -	

The accompanying notes are an integral part of the financial statements.

STATE OF NEW MEXICO
ALBUQUERQUE MUNICIPAL SCHOOL DISTRICT NO. 12
LA ACADEMIA DE ESPERANZA
ENGLISH LANGUAGE ACQUISITION (FUND 24153)
STATEMENT OF REVENUES; EXPENDITURES AND CHANGES IN
FUND BALANCE - BUDGET (BUDGETARY BASIS) AND ACTUAL
Year Ended June 30, 2014

	Budgeted Amounts		Actual Amounts	Variance From Final Budget
	Original	Final	(Budgetary Basis)	Positive (Negative)
REVENUES				
Local and county sources	$ -	$ -	$ -	$ -
State sources	-	-	-	-
Federal sources	2,184	2,184	2,184	-
Interest	-	-	-	-
TOTAL REVENUES	2,184	2,184	2,184	-
EXPENDITURES				
Current:				
Instruction	2,184	2,184	2,184	-
Support Services:				
Students	-	-	-	-
Instruction	-	-	-	-
General administration	-	-	-	-
School administration	-	-	-	-
Central services	-	-	-	-
Operation & maintenance of plant	-	-	-	-
Student transportation	-	-	-	-
Other support services	-	-	-	-
Operation of non-instructional services:				
Community services operations	-	-	-	-
Food services operations	-	-	-	-
Capital outlay	-	-	-	-
TOTAL EXPENDITURES	2,184	2,184	2,184	-
EXCESS (DEFICIENCY) OF REVENUES OVER (UNDER) EXPENDITURES	-	-	-	-
DESIGNATED CASH	-	-	-	-
NET CHANGES IN FUND BALANCES	$ -	$ -	-	$ -
RECONCILIATION TO GAAP BASIS				
Adjustments to revenues			-	
Adjustments to expenditures			-	
NET CHANGES IN FUND BALANCES			$ -	

The accompanying notes are an integral part of the financial statements.

STATE OF NEW MEXICO
ALBUQUERQUE MUNICIPAL SCHOOL DISTRICT NO. 12
LA ACADEMIA DE ESPERANZA
TEACHER/PRINCIPAL TRAINING (FUND 24154)
STATEMENT OF REVENUES, EXPENDITURES AND CHANGES IN
FUND BALANCE - BUDGET (BUDGETARY BASIS) AND ACTUAL
Year Ended June 30, 2014

	Budgeted Amounts		Actual Amounts	Variance From Final Budget
	Original	Final	(Budgetary Basis)	Positive (Negative)
REVENUES				
Local and county sources	$ -	$ -	$ -	$ -
State sources	-	-	-	-
Federal sources	16,151	16,151	16,151	-
Interest	-	-	-	-
TOTAL REVENUES	16,151	16,151	16,151	-
EXPENDITURES				
Current:				
Instruction	-	16,151	16,151	-
Support Services:				
Students	16,151	-	-	-
Instruction	-	-	-	-
General administration	-	-	-	-
School administration	-	-	-	-
Central services	-	-	-	-
Operation & maintenance of plant	-	-	-	-
Student transportation	-	-	-	-
Other support services	-	-	-	-
Operation of non-instructional services:				
Community services operations	-	-	-	-
Food services operations	-	-	-	-
Capital outlay	-	-	-	-
TOTAL EXPENDITURES	16,151	16,151	16,151	-
EXCESS (DEFICIENCY) OF REVENUES OVER (UNDER) EXPENDITURES	-	-	-	-
DESIGNATED CASH	-	-	-	-
NET CHANGES IN FUND BALANCES	$ -	$ -	-	$ -
RECONCILIATION TO GAAP BASIS				
Adjustments to revenues			-	
Adjustments to expenditures			-	
NET CHANGES IN FUND BALANCES			$ -	

The accompanying notes are an integral part of the financial statements.

STATE OF NEW MEXICO
ALBUQUERQUE MUNICIPAL SCHOOL DISTRICT NO. 12
LA ACADEMIA DE ESPERANZA
TITLE I SCHOOL IMPROVEMENT (FUND 24162)
STATEMENT OF REVENUES, EXPENDITURES AND CHANGES IN
FUND BALANCE - BUDGET (BUDGETARY BASIS) AND ACTUAL
Year Ended June 30, 2014

	Budgeted Amounts		Actual Amounts	Variance From Final Budget
	Original	Final	(Budgetary Basis)	Positive (Negative)
REVENUES				
Local and county sources	$ -	$ -	$ -	$ -
State sources	-	-	-	-
Federal sources	-	19,412	19,412	-
Interest	-	-	-	-
TOTAL REVENUES	-	19,412	19,412	-
EXPENDITURES				
Current:				
Instruction	-	19,412	19,412	-
Support Services:				
Students	-	-	-	-
Instruction	-	-	-	-
General administration	-	-	-	-
School administration	-	-	-	-
Central services	-	-	-	-
Operation & maintenance of plant	-	-	-	-
Student transportation	-	-	-	-
Other support services	-	-	-	-
Operation of non-instructional services:				
Community services operations	-	-	-	-
Food services operations	-	-	-	-
Capital outlay	-	-	-	-
TOTAL EXPENDITURES	-	19,412	19,412	-
EXCESS (DEFICIENCY) OF REVENUES OVER (UNDER) EXPENDITURES	-	-	-	-
DESIGNATED CASH	-	-	-	-
NET CHANGES IN FUND BALANCES	$ -	$ -	-	$ -
RECONCILIATION TO GAAP BASIS				
Adjustments to revenues			-	
Adjustments to expenditures			-	
NET CHANGES IN FUND BALANCES			$ -	

The accompanying notes are an integral part of the financial statements.

STATE OF NEW MEXICO
ALBUQUERQUE MUNICIPAL SCHOOL DISTRICT NO. 12
LA ACADEMIA DE ESPERANZA
PNM FOUNDATION (FUND 26123)
STATEMENT OF REVENUES, EXPENDITURES AND CHANGES IN
FUND BALANCE - BUDGET (BUDGETARY BASIS) AND ACTUAL
Year Ended June 30, 2014

	Budgeted Amounts		Actual Amounts	Variance From Final Budget
	Original	Final	(Budgetary Basis)	Positive (Negative)
REVENUES				
Local and county sources	$ -	$ 752	$ 752	$ -
State sources	-	-	-	-
Federal sources	-	-	-	-
Interest	-	-	-	-
TOTAL REVENUES	-	752	752	-
EXPENDITURES				
Current:				
Instruction	-	-	-	-
Support Services:				
Students	-	-	-	-
Instruction	-	-	-	-
General administration	-	-	-	-
School administration	-	-	-	-
Central services	-	-	-	-
Operation & maintenance of plant	-	752	752	-
Student transportation	-	-	-	-
Other support services	-	-	-	-
Operation of non-instructional services:				
Community services operations	-	-	-	-
Food services operations	-	-	-	-
Capital outlay	-	-	-	-
TOTAL EXPENDITURES	-	752	752	-
EXCESS (DEFICIENCY) OF REVENUES OVER (UNDER) EXPENDITURES	-	-	-	-
DESIGNATED CASH	-	-	-	-
NET CHANGES IN FUND BALANCES	$ -	$ -	-	$ -
RECONCILIATION TO GAAP BASIS				
Adjustments to revenues			-	
Adjustments to expenditures			-	
NET CHANGES IN FUND BALANCES			$ -	

The accompanying notes are an integral part of the financial statements.

STATE OF NEW MEXICO
ALBUQUERQUE MUNICIPAL SCHOOL DISTRICT NO. 12
LA ACADEMIA DE ESPERANZA
CNM FOUNDATION (FUND 26207)
STATEMENT OF REVENUES, EXPENDITURES AND CHANGES IN
FUND BALANCE - BUDGET (BUDGETARY BASIS) AND ACTUAL
Year Ended June 30, 2014

	Budgeted Amounts		Actual Amounts	Variance From Final Budget
	Original	Final	(Budgetary Basis)	Positive (Negative)
REVENUES				
Local and county sources	$ -	$ 3,337	$ 2,500	$ (837)
State sources	-	-	-	-
Federal sources	-	-	-	-
Interest	-	-	-	-
TOTAL REVENUES	-	3,337	2,500	(837)
EXPENDITURES				
Current:				
Instruction	-	1,000	1,000	-
Support Services:				
Students	-	2,337	353	1,984
Instruction	-	-	-	-
General administration	-	-	-	-
School administration	-	-	-	-
Central services	-	-	-	-
Operation & maintenance of plant	-	-	-	-
Student transportation	-	-	-	-
Other support services	-	-	-	-
Operation of non-instructional services:				
Community services operations	-	-	-	-
Food services operations	-	-	-	-
Capital outlay	-	-	-	-
TOTAL EXPENDITURES	-	3,337	1,353	1,984
EXCESS (DEFICIENCY) OF REVENUES OVER (UNDER) EXPENDITURES	-	-	1,147	(1,147)
DESIGNATED CASH	-	-	-	-
NET CHANGES IN FUND BALANCES	$ -	$ -	1,147	$ 1,147
RECONCILIATION TO GAAP BASIS				
Adjustments to revenues			-	
Adjustments to expenditures			-	
NET CHANGES IN FUND BALANCES			$ 1,147	

The accompanying notes are an integral part of the financial statements.

STATE OF NEW MEXICO
ALBUQUERQUE MUNICIPAL SCHOOL DISTRICT NO. 12
LA ACADEMIA DE ESPERANZA
2012 LIBRARY GO BONDS (FUND 27107)
STATEMENT OF REVENUES, EXPENDITURES AND CHANGES IN
FUND BALANCE - BUDGET (BUDGETARY BASIS) AND ACTUAL
Year Ended June 30, 2014

	Budgeted Amounts		Actual Amounts	Variance From Final Budget
	Original	Final	(Budgetary Basis)	Positive (Negative)
REVENUES				
Local and county sources	$ -	$ -	$ -	$ -
State sources	3,392	3,392	3,392	-
Federal sources	-	-	-	-
Interest	-	-	-	-
TOTAL REVENUES	3,392	3,392	3,392	-
EXPENDITURES				
Current:				
Instruction	-	-	-	-
Support Services:				
Students	-	-	-	-
Instruction	3,392	3,392	3,392	-
General administration	-	-	-	-
School administration	-	-	-	-
Central services	-	-	-	-
Operation & maintenance of plant	-	-	-	-
Student transportation	-	-	-	-
Other support services	-	-	-	-
Operation of non-instructional services:				
Community services operations	-	-	-	-
Food services operations	-	-	-	-
Capital outlay	-	-	-	-
TOTAL EXPENDITURES	3,392	3,392	3,392	-
EXCESS (DEFICIENCY) OF REVENUES OVER (UNDER) EXPENDITURES	-	-	-	-
DESIGNATED CASH	-	-	-	-
NET CHANGES IN FUND BALANCES	$ -	$ -	-	$ -
RECONCILIATION TO GAAP BASIS				
Adjustments to revenues			-	
Adjustments to expenditures			-	
NET CHANGES IN FUND BALANCES			$ -	

The accompanying notes are an integral part of the financial statements.

STATE OF NEW MEXICO
ALBUQUERQUE MUNICIPAL SCHOOL DISTRICT NO. 12
LA ACADEMIA DE ESPERANZA
NM GROWN FRESH FRUITS & VEGETABLES (FUND 27183)
STATEMENT OF REVENUES, EXPENDITURES AND CHANGES IN
FUND BALANCE - BUDGET (BUDGETARY BASIS) AND ACTUAL
Year Ended June 30, 2014

	Budgeted Amounts		Actual Amounts	Variance From Final Budget
	Original	Final	(Budgetary Basis)	Positive (Negative)
REVENUES				
Local and county sources	$ -	$ -	$ -	$ -
State sources	-	591	591	-
Federal sources	-	-	-	-
Interest	-	-	-	-
TOTAL REVENUES	-	591	591	-
EXPENDITURES				
Current:				
Instruction	-	-	-	-
Support Services:				
Students	-	-	-	-
Instruction	-	-	-	-
General administration	-	-	-	-
School administration	-	-	-	-
Central services	-	-	-	-
Operation & maintenance of plant	-	-	-	-
Student transportation	-	-	-	-
Other support services	-	-	-	-
Operation of non-instructional services:				
Community services operations	-	-	-	-
Food services operations	-	591	591	-
Capital outlay	-	-	-	-
TOTAL EXPENDITURES	-	591	591	-
EXCESS (DEFICIENCY) OF REVENUES OVER (UNDER) EXPENDITURES	-	-	-	-
DESIGNATED CASH	-	-	-	-
NET CHANGES IN FUND BALANCES	$ -	$ -	-	$ -
RECONCILIATION TO GAAP BASIS				
Adjustments to revenues			-	
Adjustments to expenditures			-	
NET CHANGES IN FUND BALANCES			$ -	

The accompanying notes are an integral part of the financial statements.

STATE OF NEW MEXICO
ALBUQUERQUE MUNICIPAL SCHOOL DISTRICT NO. 12
LA ACADEMIA DE ESPERANZA
NEXT GENERATION ASSESSMENTS (FUND 27185)
STATEMENT OF REVENUES, EXPENDITURES AND CHANGES IN
FUND BALANCE - BUDGET (BUDGETARY BASIS) AND ACTUAL
Year Ended June 30, 2014

	Budgeted Amounts		Actual Amounts	Variance From Final Budget
	Original	Final	(Budgetary Basis)	Positive (Negative)
REVENUES				
Local and county sources	$ -	$ -	$ -	$ -
State sources	-	16,488	16,488	-
Federal sources	-	-	-	-
Interest	-	-	-	-
TOTAL REVENUES	-	16,488	16,488	-
EXPENDITURES				
Current:				
Instruction	-	-	-	-
Support Services:				
Students	-	-	-	-
Instruction	-	16,488	16,488	-
General administration	-	-	-	-
School administration	-	-	-	-
Central services	-	-	-	-
Operation & maintenance of plant	-	-	-	-
Student transportation	-	-	-	-
Other support services	-	-	-	-
Operation of non-instructional services:				
Community services operations	-	-	-	-
Food services operations	-	-	-	-
Capital outlay	-	-	-	-
TOTAL EXPENDITURES	-	16,488	16,488	-
EXCESS (DEFICIENCY) OF REVENUES OVER (UNDER) EXPENDITURES	-	-	-	-
DESIGNATED CASH	-	-	-	-
NET CHANGES IN FUND BALANCES	$ -	$ -	-	$ -
RECONCILIATION TO GAAP BASIS				
Adjustments to revenues			-	
Adjustments to expenditures			-	
NET CHANGES IN FUND BALANCES			$ -	

The accompanying notes are an integral part of the financial statements.

STATE OF NEW MEXICO
ALBUQUERQUE MUNICIPAL SCHOOL DISTRICT NO. 12
LA ACADEMIA DE ESPERANZA
PUBLIC SCHOOL CAPITAL OUTLAY (FUND 31200)
STATEMENT OF REVENUES, EXPENDITURES AND CHANGES IN
FUND BALANCE - BUDGET (BUDGETARY BASIS) AND ACTUAL
Year Ended June 30, 2014

	Budgeted Amounts		Actual Amounts	Variance From Final Budget
	Original	Final	(Budgetary Basis)	Positive (Negative)
REVENUES				
Local and county sources	$ -	$ -	$ -	$ -
State sources	-	258,613	258,613	-
Federal sources	-	-	-	-
Interest	-	-	-	-
TOTAL REVENUES	-	258,613	258,613	-
EXPENDITURES				
Current:				
Instruction	-	-	-	-
Support Services:				
Students	-	-	-	-
Instruction	-	-	-	-
General administration	-	-	-	-
School administration	-	-	-	-
Central services	-	-	-	-
Operation & maintenance of plant	-	-	-	-
Student transportation	-	-	-	-
Other support services	-	-	-	-
Operation of non-instructional services:				
Community services operations	-	-	-	-
Food services operations	-	-	-	-
Capital outlay	-	258,613	258,613	-
TOTAL EXPENDITURES	-	258,613	258,613	-
EXCESS (DEFICIENCY) OF REVENUES OVER (UNDER) EXPENDITURES	-	-	-	-
DESIGNATED CASH	-	-	-	-
NET CHANGES IN FUND BALANCES	$ -	$ -	-	$ -
RECONCILIATION TO GAAP BASIS				
Adjustments to revenues			-	
Adjustments to expenditures			-	
NET CHANGES IN FUND BALANCES			$ -	

The accompanying notes are an integral part of the financial statements.

STATE OF NEW MEXICO
ALBUQUERQUE MUNICIPAL SCHOOL DISTRICT NO. 12
LA ACADEMIA DE ESPERANZA
SPECIAL CAPITAL OUTLAY (FUND 31400)
STATEMENT OF REVENUES, EXPENDITURES AND CHANGES IN
FUND BALANCE - BUDGET (BUDGETARY BASIS) AND ACTUAL
Year Ended June 30, 2014

	Budgeted Amounts		Actual Amounts	Variance From Final Budget
	Original	Final	(Budgetary Basis)	Positive (Negative)
REVENUES				
Local and county sources	$ -	$ -	$ -	$ -
State sources	100,000	100,000	100,000	-
Federal sources	-	-	-	-
Interest	-	-	-	-
TOTAL REVENUES	100,000	100,000	100,000	-
EXPENDITURES				
Current:				
Instruction	-	-	-	-
Support Services:				
Students	-	-	-	-
Instruction	-	-	-	-
General administration	-	-	-	-
School administration	-	-	-	-
Central services	-	-	-	-
Operation & maintenance of plant	-	-	-	-
Student transportation	-	-	-	-
Other support services	-	-	-	-
Operation of non-instructional services:				
Community services operations	-	-	-	-
Food services operations	-	-	-	-
Capital outlay	100,000	100,000	100,000	-
TOTAL EXPENDITURES	100,000	100,000	100,000	-
EXCESS (DEFICIENCY) OF REVENUES OVER (UNDER) EXPENDITURES	-	-	-	-
DESIGNATED CASH	-	-	-	-
NET CHANGES IN FUND BALANCES	$ -	$ -	-	$ -
RECONCILIATION TO GAAP BASIS				
Adjustments to revenues			-	
Adjustments to expenditures			-	
NET CHANGES IN FUND BALANCES			$ -	

The accompanying notes are an integral part of the financial statements.

STATE OF NEW MEXICO
ALBUQUERQUE MUNICIPAL SCHOOL DISTRICT NO. 12
LA ACADEMIA DE ESPERANZA
HB33 CAPITAL IMPROVEMENTS (FUND 31600)
STATEMENT OF REVENUES, EXPENDITURES AND CHANGES IN
FUND BALANCE - BUDGET (BUDGETARY BASIS) AND ACTUAL
Year Ended June 30, 2014

	Budgeted Amounts		Actual Amounts	Variance From Final Budget
	Original	Final	(Budgetary Basis)	Positive (Negative)
REVENUES				
Local and county sources	$ -	$ -	$ 202,459	$ 202,459
State sources	-	-	-	-
Federal sources	-	-	-	-
Interest	-	-	-	-
TOTAL REVENUES	-	-	202,459	202,459
EXPENDITURES				
Current:				
Instruction	-	-	-	-
Support Services:				
Students	-	-	-	-
Instruction	-	-	-	-
General administration	-	-	-	-
School administration	-	-	-	-
Central services	-	-	-	-
Operation & maintenance of plant	-	-	-	-
Student transportation	-	-	-	-
Other support services	-	-	-	-
Operation of non-instructional services:				
Community services operations	-	-	-	-
Food services operations	-	-	-	-
Capital outlay	419,332	419,332	-	419,332
TOTAL EXPENDITURES	419,332	419,332	-	419,332
EXCESS (DEFICIENCY) OF REVENUES OVER (UNDER) EXPENDITURES	(419,332)	(419,332)	202,459	(621,791)
DESIGNATED CASH	419,332	419,332	-	(419,332)
NET CHANGES IN FUND BALANCES	$ -	$ -	202,459	$ 202,459
RECONCILIATION TO GAAP BASIS				
Adjustments to revenues			(202,459)	
Adjustments to expenditures			-	
NET CHANGES IN FUND BALANCES			$ -	

The accompanying notes are an integral part of the financial statements.

STATE OF NEW MEXICO
ALBUQUERQUE MUNICIPAL SCHOOL DISTRICT NO. 12
LA ACADEMIA DE ESPERANZA
SB9 CAPITAL IMPROVEMENTS (FUND 31700)
STATEMENT OF REVENUES, EXPENDITURES AND CHANGES IN
FUND BALANCE - BUDGET (BUDGETARY BASIS) AND ACTUAL
Year Ended June 30, 2014

	Budgeted Amounts		Actual Amounts	Variance From Final Budget
	Original	Final	(Budgetary Basis)	Positive (Negative)
REVENUES				
Local and county sources	$ 102,522	$ 102,522	$ 97,424	$ (5,098)
State sources	24,081	32,143	-	(32,143)
Federal sources	-	-	-	-
Interest	-	-	-	-
TOTAL REVENUES	126,603	134,665	97,424	(37,241)
EXPENDITURES				
Current:				
Instruction	-	-	-	-
Support Services:				
Students	-	-	-	-
Instruction	-	-	-	-
General administration	1,026	1,026	-	1,026
School administration	-	-	-	-
Central services	-	-	-	-
Operation & maintenance of plant	-	-	-	-
Student transportation	-	-	-	-
Other support services	-	-	-	-
Operation of non-instructional services:				
Community services operations	-	-	-	-
Food services operations	-	-	-	-
Capital outlay	125,577	133,639	-	133,639
TOTAL EXPENDITURES	126,603	134,665	-	134,665
EXCESS (DEFICIENCY) OF REVENUES OVER (UNDER) EXPENDITURES	-	-	97,424	(97,424)
DESIGNATED CASH	-	-	-	-
NET CHANGES IN FUND BALANCES	$ -	$ -	97,424	$ 97,424
RECONCILIATION TO GAAP BASIS				
Adjustments to revenues			(97,424)	
Adjustments to expenditures			-	
NET CHANGES IN FUND BALANCES			$ -	

The accompanying notes are an integral part of the financial statements.

STATE OF NEW MEXICO
ALBUQUERQUE MUNICIPAL SCHOOL DISTRICT NO. 12
LA ACADEMIA DE ESPERANZA
STATEMENT OF FIDUCIARY NET ASSETS - AGENCY FUNDS
June 30, 2014

	Agency Funds
ASSETS	
Cash and cash equivalents	$ 64
TOTAL ASSETS	$ 64
LIABILITIES	
Deposits held for others	$ 64
TOTAL LIABILITIES	$ 64

The accompanying notes are an integral part of the financial statements.

STATE OF NEW MEXICO
ALBUQUERQUE MUNICIPAL SCHOOL DISTRICT NO. 12
LA ACADEMIA DE ESPERANZA
SCHEDULE OF CHANGES IN ASSETS AND LIABILITIES - AGENCY FUNDS
Year Ended June 30, 2014

	Balance, July 1, 2013	Additions	Deletions	Balance, June 30, 2014
ASSETS				
Cash and cash equivalents	$ 962	$ 10,072	$ (10,970)	$ 64
TOTAL ASSETS	$ 962	$ 10,072	$ (10,970)	$ 64
LIABILITIES				
Deposits held for others	$ 962	$ 10,072	$ (10,970)	$ 64
TOTAL ASSETS	$ 962	$ 10,072	$ (10,970)	$ 64

The accompanying notes are an integral part of the financial statements.

STATE OF NEW MEXICO
ALBUQUERQUE MUNICIPAL SCHOOL DISTRICT NO. 12
LA ACADEMIA DE ESPERANZA
SCHEDULE OF COLLATERAL PLEDGED BY DEPOSITORY
FOR PUBLIC FUNDS
June 30, 2014

Name of Depository	Description of Pledged Collateral	Fair/Par Market Value June 30, 2014	Safekeeping Agent
Wells Fargo	3138W9AZ3 3.50% Matures 07/01/2043	$ 9,905	Bank of New York Mellon
Wells Fargo	3138WPGZ1 3.00% Matures 04/01/2043	506,793	Bank of New York Mellon
Wells Fargo	31417G4Y9 3.50% Matures 07/01/2043	64,515	Bank of New York Mellon
		$ 581,213	

The accompanying notes are an integral part of the financial statements.

STATE OF NEW MEXICO
ALBUQUERQUE MUNICIPAL SCHOOL DISTRICT NO. 12
LA ACADEMIA DE ESPERANZA
SCHEDULE OF CASH AND CASH EQUIVALENTS
June 30, 2014

Operating account	$ 1,314,095
Activity account	64
Total on deposit	1,314,159
Reconciling items	(118,163)
Reconciled balance at June 30, 2014	1,195,996
Less activity funds	(64)
Balance per Exhibit A-1	$ 1,195,932

The accompanying notes are an integral part of the financial statements.

STATE OF NEW MEXICO
ALBUQUERQUE MUNICIPAL SCHOOL DISTRICT NO. 12
LA ACADEMIA DE ESPERANZA
CASH RECONCILIATION
June 30, 2014

	Operational Account 11000	Pupil Transportation 13000	Instructional Materials 14000	Food Services 21000	Student Activity 23000	Projects Account 24000
June 30, 2013 Cash (Book Balance)	$ 731,056	$ -	$ 25,213	$ 88,734	$ 962	$ -
June 30, 2013 Payroll Liabilities	(345,972)	-	-	-	-	-
June 30, 2013 Temporary Interfund Loans	-	-	-	-	-	-
June 30, 2013 Adjustments/Reconciling Differences	-	-	-	-	-	-
June 30, 2013 Cash Available to Budget	385,084	-	25,213	88,734	962	-
2013-2014 Revenue	3,309,593	-	27,560	201,701	10,073	339,984
2013-2014 Expenditures	(3,578,760)	-	(4,012)	(181,097)	(10,971)	(339,984)
Permanent Cash Transfers/Reversions	-	-	-	-	-	-
Adjustments	(119,050)	-	-	-	-	-
June 30, 2014 Cash Available to Budget	(3,133)	-	48,761	109,338	64	-
June 30, 2014 Payroll Liabilities	251,503	-	-	-	-	-
June 30, 2014 Temporary Interfund Loans	-	-	-	-	-	-
June 30, 2014 Adjustments/Reconciling Differences	-	-	-	-	-	-
June 30, 2014 Cash (Book Balance)	$ 248,370	$ -	$ 48,761	$ 109,338	$ 64	$ -

STATE OF NEW MEXICO
ALBUQUERQUE MUNICIPAL SCHOOL DISTRICT NO. 12
LA ACADEMIA DE ESPERANZA
CASH RECONCILIATION
June 30, 2014

	Direct Account 25000	Grants Fund 26000	State Flowthrough Fund 27000	State Direct Account 28000	Local/State Account 29000	Public School Capital Outlay 31200
June 30, 2013 Cash (Book Balance)	$ -	$ 1,337	$ -	$ -	$ -	$ -
June 30, 2013 Payroll Liabilities	-	-	-	-	-	-
June 30, 2013 Temporary Interfund Loans	-	-	-	-	-	-
June 30, 2013 Adjustments/Reconciling Differences	-	-	-	-	-	-
June 30, 2013 Cash Available to Budget	-	1,337	-	-	-	-
2013-2014 Revenue	-	3,252	20,471	-	-	258,613
2013-2014 Expenditures	-	(2,105)	(20,471)	-	-	(258,613)
Permanent Cash Transfers/Reversions	-	-	-	-	-	-
Adjustments	-	-	-	-	-	-
June 30, 2014 Cash Available to Budget	-	2,484	-	-	-	-
June 30, 2014 Payroll Liabilities	-	-	-	-	-	-
June 30, 2014 Temporary Interfund Loans	-	-	-	-	-	-
June 30, 2014 Adjustments/Reconciling Differences	-	-	-	-	-	-
June 30, 2014 Cash (Book Balance)	$ -	$ 2,484	$ -	$ -	$ -	$ -

STATE OF NEW MEXICO
ALBUQUERQUE MUNICIPAL SCHOOL DISTRICT NO. 12
LA ACADEMIA DE ESPERANZA
CASH RECONCILIATION
June 30, 2014

	Special Capital Outlay 31400	Capital Improve. HB 33 31600	Capital Improve. SB 9 31700	Total Primary Government
June 30, 2013 Cash (Book Balance)	$ -	$ 487,096	$ -	$ 1,334,398
June 30, 2013 Payroll Liabilities	-	-	-	(345,972)
June 30, 2013 Temporary Interfund Loans	-	-	-	-
June 30, 2013 Adjustments/Reconciling Differences	-	-	-	-
June 30, 2013 Cash Available to Budget	-	487,096	-	988,426
2013-2014 Revenue	100,000	202,458	97,424	4,571,129
2013-2014 Expenditures	(100,000)	(119,050)	-	(4,615,063)
Permanent Cash Transfers/Reversions	-	-	-	-
Adjustments	-	119,050	-	-
June 30, 2014 Cash Available to Budget	-	689,554	97,424	944,492
June 30, 2014 Payroll Liabilities	-	-	-	251,503
June 30, 2014 Temporary Interfund Loans	-	-	-	-
June 30, 2014 Adjustments/Reconciling Differences	-	1	-	1
June 30, 2014 Cash (Book Balance)	$ -	$ 689,555	$ 97,424	$ 1,195,996
				(64)
				$ 1,195,932

The accompanying notes are an integral part of the financial statements.

STATE OF NEW MEXICO
ALBUQUERQUE MUNICIPAL SCHOOL DISTRICT NO. 12
LOS PUENTES CHARTER SCHOOL
STATEMENT OF NET POSITION
June 30, 2014

	Governmental Activities	Component Unit
ASSETS		
Cash and cash equivalents	$ 794,099	$ 40,255
Receivables, net of allowance for uncollectibles:		
Due from other governments	108,466	-
Prepaid expenses	-	-
Total current assets	902,565	40,255
NON-CURRENT ASSETS		
Capital assets:		
Building improvements	232,849	-
Furniture, fixtures and equipment	189,262	-
Less: accumulated depreciation	(204,644)	-
Total non-current assets	217,467	-
TOTAL ASSETS	$ 1,120,032	$ 40,255
LIABILITIES, DEFERRED INFLOWS OF RESOURCES AND NET POSITION		
Accrued liabilities	$ 79,330	$ -
Accounts payable	-	-
Due to other governments	41	-
Total liabilities	79,371	-
Deferred inflows of resources	465,896	-
Net investment in capital assets	217,467	-
Restricted	18,562	-
Unrestricted	338,736	40,255
Total net position	574,765	40,255
TOTAL LIABILITIES, DEFERRED INFLOWS OF RESOURCES AND NET POSITION	$ 1,120,032	$ 40,255

The accompanying notes are an integral part of the financial statements.

STATE OF NEW MEXICO
ALBUQUERQUE MUNICIPAL SCHOOL DISTRICT NO. 12
LOS PUENTES CHARTER SCHOOL
STATEMENT OF ACTIVITIES
Year Ended June 30, 2014

		Program Revenues				
FUNCTIONS/PROGRAMS	Expenses	Charges for Services	Operating Grants and Contributions	Capital Grants and Contributions	Net Revenues (Expenses) and Changes in Net Position	Component Unit
Governmental activities:						
Instruction	$ 1,168,357	$ 11,812	$ 237,016	$ -	$ (919,529)	$ -
Support services:						
Students	366,322	-	46,820	-	(319,502)	-
Instruction	27,982	-	10,693	-	(17,289)	-
General Administration	27,692	-		-	(27,692)	-
School Administration	307,801	-	-	-	(307,801)	-
Central Services	81,128	-	-	-	(81,128)	-
Operation & Maintenance of Plant	281,306	-	-	-	(281,306)	-
Student Transportation	-	-	-	-	-	-
Operating of Non-instructional Services						
Food Services Operations	76,111	2	74,251	-	(1,858)	-
Community Services Operations	-	-	-	-	-	-
Facilities, Materials, Supplies and Other Services	169,994	-	147,250	-	(22,744)	-
TOTAL GOVERNMENTAL ACTIVITIES	$ 2,506,693	$ 11,814	$ 516,030	$ -	(1,978,849)	-
COMPONENT UNIT						
Foundation	$ 359,873	$ -	$ -	$ -	-	(359,873)
		GENERAL REVENUES				
		State Equalization Guarantee			2,032,141	-
		Miscellaneous			-	334,584
		Property Taxes			-	-
		Total general revenues			2,032,141	334,584
		Change in net position			53,292	(25,289)
		Net position, beginning of year			521,473	65,544
		Net position, end of year			$ 574,765	$ 40,255

The accompanying notes are an integral part of the financial statements.

Exhibit B-1

STATE OF NEW MEXICO
ALBUQUERQUE MUNICIPAL SCHOOL DISTRICT NO. 12
LOS PUENTES CHARTER SCHOOL
BALANCE SHEET - GOVERNMENTAL FUNDS
June 30, 2014

	11000 General	14000 Instructional Materials	21000 Food Services	24101 Title I IASA	24106 IDEA-B Entitlement
ASSETS					
Cash and cash equivalents	$ 312,797	$ 6,660	$ 11,902	$ -	$ -
Accounts receivable:					
Due from other governments	-	-	-	48,262	12,812
Due from other funds	105,269	-	-	-	-
Prepaid expenses	-	-	-	-	-
TOTAL ASSETS	$ 418,066	$ 6,660	$ 11,902	$ 48,262	$ 12,812
LIABILITIES, DEFERRED INFLOWS OF RESOURCES AND FUND BALANCE					
Current liabilities:					
Accounts payable	$ -	$ -	$ -	$ -	$ -
Accrued expenses	79,330	-	-	-	-
Due to other funds	-	-	-	48,262	12,812
Due to other governments	-	-	-	-	-
Total current liabilities	79,330	-	-	48,262	12,812
Deferred inflows of resources	-	-	-	-	-
Fund balances:					
Nonspendable	-	-	-	-	-
Restricted	-	6,660	11,902	-	-
Committed		-	-	-	-
Assigned	314,282	-	-	-	-
Unassigned (deficit)	24,454	-	-	-	-
Total fund balance (deficit)	338,736	6,660	11,902	-	-
TOTAL LIABILITIES, DEFERRED INFLOWS OF RESOURCES AND FUND BALANCE	$ 418,066	$ 6,660	$ 11,902	$ 48,262	$ 12,812

Exhibit B-1

STATE OF NEW MEXICO
ALBUQUERQUE MUNICIPAL SCHOOL DISTRICT NO. 12
LOS PUENTES CHARTER SCHOOL
BALANCE SHEET - GOVERNMENTAL FUNDS
June 30, 2014

	24153 English Language Acquisition	24154 Teacher/Principal Training	24162 Title I School Improvement	27106 2010 Library GO Bonds	27107 2012 Library GO Bonds
ASSETS					
Cash and cash equivalents	$ -	$ -	$ -	$ -	$ -
Accounts receivable:					
Due from other governments	1,792	12,796	19,149	535	3,250
Due from other funds	-	-	-	-	-
Prepaid expenses	-	-	-	-	-
TOTAL ASSETS	$ 1,792	$ 12,796	$ 19,149	$ 535	$ 3,250
LIABILITIES, DEFERRED INFLOWS OF RESOURCES AND FUND BALANCE					
Current liabilities:					
Accounts payable	$ -	$ -	$ -	$ -	$ -
Accrued expenses	-	-	-	-	-
Due to other funds	1,792	12,796	19,149	535	3,250
Due to other governments	-	-	-	-	-
Total current liabilities	1,792	12,796	19,149	535	3,250
Deferred inflows of resources	-	-	-	-	-
Fund balances:					
Nonspendable	-	-	-	-	-
Restricted	-	-	-	-	-
Committed	-	-	-	-	-
Assigned	-	-	-	-	-
Unassigned (deficit)	-	-	-	-	-
Total fund balance (deficit)	-	-	-	-	-
TOTAL LIABILITIES, DEFERRED INFLOWS OF RESOURCES AND FUND BALANCE	$ 1,792	$ 12,796	$ 19,149	$ 535	$ 3,250

Exhibit B-1

STATE OF NEW MEXICO
ALBUQUERQUE MUNICIPAL SCHOOL DISTRICT NO. 12
LOS PUENTES CHARTER SCHOOL
BALANCE SHEET - GOVERNMENTAL FUNDS
June 30, 2014

	27154 Beginning Teacher Mentoring	27183 NM Grown Fresh Fruits & Vegetables	27185 Next Generation Assessments	31200 Public School Capital Outlay	31600 HB33 Capital Improvements
ASSETS					
Cash and cash equivalents	$ 41	$ -	$ -	$ -	$ 407,028
Accounts receivable:					
Due from other governments	-	591	6,082	-	2,402
Due from other funds	-	-	-	-	-
Prepaid expenses	-	-	-	-	-
TOTAL ASSETS	$ 41	$ 591	$ 6,082	$ -	$ 409,430
LIABILITIES, DEFERRED INFLOWS OF RESOURCES AND FUND BALANCE					
Current liabilities:					
Accounts payable	$ -	$ -	$ -	$ -	$ -
Accrued expenses	-	-	-	-	-
Due to other funds	-	591	6,082	-	-
Due to other governments	41	-	-	-	-
Total current liabilities	41	591	6,082	-	-
Deferred inflows of resources	-	-	-	-	409,430
Fund balances:					
Nonspendable	-	-	-	-	-
Restricted	-	-	-	-	-
Committed	-	-	-	-	-
Assigned	-	-	-	-	-
Unassigned (deficit)	-	-	-	-	-
Total fund balance (deficit)	-	-	-	-	-
TOTAL LIABILITIES, DEFERRED INFLOWS OF RESOURCES AND FUND BALANCE	$ 41	$ 591	$ 6,082	$ -	$ 409,430

Exhibit B-1

STATE OF NEW MEXICO
ALBUQUERQUE MUNICIPAL SCHOOL DISTRICT NO. 12
LOS PUENTES CHARTER SCHOOL
BALANCE SHEET - GOVERNMENTAL FUNDS
June 30, 2014

	31700 SB9 Capital Improvements	Total Primary Government
ASSETS		
Cash and cash equivalents	$ 55,671	$ 794,099
Accounts receivable:		
Due from other governments	795	108,466
Due from other funds	-	105,269
Prepaid expenses	-	-
TOTAL ASSETS	$ 56,466	$ 1,007,834
LIABILITIES, DEFERRED INFLOWS OF RESOURCES AND FUND BALANCE		
Current liabilities:		
Accounts payable	$ -	$ -
Accrued expenses	-	79,330
Due to other funds	-	105,269
Due to other governments	-	41
Total current liabilities	-	184,640
Deferred inflows of resources	56,466	465,896
Fund balances:		
Nonspendable	-	-
Restricted	-	18,562
Committed	-	-
Assigned	-	314,282
Unassigned (deficit)	-	24,454
Total fund balance (deficit)	-	357,298
TOTAL LIABILITIES, DEFERRED INFLOWS OF RESOURCES AND FUND BALANCE	$ 56,466	$ 1,007,834

The accompanying notes are an integral part of the financial statements.

STATE OF NEW MEXICO
ALBUQUERQUE MUNICIPAL SCHOOL DISTRICT NO. 12
LOS PUENTES CHARTER SCHOOL
RECONCILIATION OF THE BALANCE SHEET - GOVERNMENTAL FUNDS
TO THE STATEMENT OF NET POSITION
June 30, 2014

Total Fund Balance - Governmental Funds (Governmental Fund Balance Sheet)	$ 357,298
Amounts reported for governmental activities in the Statement of Net Position are different because:	
Capital assets used in governmental activities are not financial resources and, therefore, are not reported in the funds.	
The cost of capital assets is	422,111
Accumulated depreciation is	(204,644)
Total capital assets	217,467
Long-term and certain other liabilities are not due and payable in the current period and, therefore, are not reported as liabilities in the funds.	
Long-term and other liabilities at year end consist of:	
Compensated absences payable	-
Total long-term and other liabilities	-
Net position of governmental activities (Statement of Net Position)	$ 574,765

The accompanying notes are an integral part of the financial statements.

Exhibit B-3

STATE OF NEW MEXICO
ALBUQUERQUE MUNICIPAL SCHOOL DISTRICT NO. 12
LOS PUENTES CHARTER SCHOOL
STATEMENT OF REVENUES, EXPENDITURES AND CHANGES IN
FUND BALANCES - GOVERNMENTAL FUNDS
Year Ended June 30, 2014

	11000 General	14000 Instructional Materials	21000 Food Services	24101 Title I IASA	24106 IDEA-B Entitlement
REVENUES					
Property taxes	$ -	$ -	$ -	$ -	$ -
Local and county sources	11,812	-	2	-	-
State sources	2,032,141	12,513	-	-	-
Federal sources	-	-	73,660	130,312	70,444
Interest	-	-	-	-	-
Total revenues	2,043,953	12,513	73,662	130,312	70,444
EXPENDITURES					
Current:					
Instruction	937,978	5,876	-	129,486	67,231
Support services:					
Students	319,502	-	-	-	3,213
Instruction	17,289	-	-	826	-
General administration	27,692	-	-	-	-
School administration	307,801	-	-	-	-
Central services	81,128	-	-	-	-
Operation & maintenance of plant	281,306	-	-	-	-
Student transportation	-	-	-	-	-
Other support services	-	-	-	-	-
Operation of non-instructional services:					
Community services operations	-	-	-	-	-
Food services operations	1,487	-	74,033	-	-
Capital outlay	-	-	-	-	-
Total expenditures	1,974,183	5,876	74,033	130,312	70,444
Excess (deficiency) of revenues over (under) expenditures	69,770	6,637	(371)	-	-
Other financing sources (uses):					
Other financing uses	-	-	-	-	-
Total other financing sources (uses)	-	-	-	-	-
NET CHANGES IN FUND BALANCES	69,770	6,637	(371)	-	-
FUND BALANCES, BEGINNING OF YEAR	268,966	23	12,273	-	-
FUND BALANCES, END OF YEAR	$ 338,736	$ 6,660	$ 11,902	$ -	$ -

Exhibit B-3

STATE OF NEW MEXICO
ALBUQUERQUE MUNICIPAL SCHOOL DISTRICT NO. 12
LOS PUENTES CHARTER SCHOOL
STATEMENT OF REVENUES, EXPENDITURES AND CHANGES IN
FUND BALANCES - GOVERNMENTAL FUNDS
Year Ended June 30, 2014

	24153 English Language Acquisition	24154 Teacher/Principal Training	24162 Title I School Improvement	27106 2010 Library GO Bonds	27107 2012 Library GO Bonds
REVENUES					
Property taxes	$ -	$ -	$ -	$ -	$ -
Local and county sources	-	-	-	-	-
State sources	-	-	-	535	3,250
Federal sources	1,792	12,796	56,805	-	-
Interest	-	-	-	-	-
Total revenues	1,792	12,796	56,805	535	3,250
EXPENDITURES					
Current:					
Instruction	1,792	12,796	13,198	-	-
Support services:					
Students	-	-	43,607	-	-
Instruction	-	-	-	535	3,250
General administration	-	-	-	-	-
School administration	-	-	-	-	-
Central services	-	-	-	-	-
Operation & maintenance of plant	-	-	-	-	-
Student transportation	-	-	-	-	-
Other support services	-	-	-	-	-
Operation of non-instructional services:					
Community services operations	-	-	-	-	-
Food services operations	-	-	-	-	-
Capital outlay	-	-	-	-	-
Total expenditures	1,792	12,796	56,805	535	3,250
Excess (deficiency) of revenues over (under) expenditures	-	-	-	-	-
Other financing sources (uses):					
Other financing uses	-	-	-	-	-
Total other financing sources (uses)	-	-	-	-	-
NET CHANGES IN FUND BALANCES	-	-	-	-	-
FUND BALANCES, BEGINNING OF YEAR	-	-	-	-	-
FUND BALANCES, END OF YEAR	$ -	$ -	$ -	$ -	$ -

Exhibit B-3

STATE OF NEW MEXICO
ALBUQUERQUE MUNICIPAL SCHOOL DISTRICT NO. 12
LOS PUENTES CHARTER SCHOOL
STATEMENT OF REVENUES, EXPENDITURES AND CHANGES IN
FUND BALANCES - GOVERNMENTAL FUNDS
Year Ended June 30, 2014

	27154 Beginning Teacher Mentoring	27183 NM Grown Fresh Fruits & Vegetables	27185 Next Generation Assessments	31200 Public School Capital Outlay	31600 HB33 Capital Improvements
REVENUES					
Property taxes	$ -	$ -	$ -	$ -	$ -
Local and county sources	-	-	-	-	-
State sources	-	591	6,082	147,250	-
Federal sources	-	-	-	-	-
Interest	-	-	-	-	-
Total revenues	-	591	6,082	147,250	-
EXPENDITURES					
Current:					
Instruction	-	-	-	-	-
Support services:					
Students	-	-	-	-	-
Instruction	-	-	6,082	-	-
General administration	-	-	-	-	-
School administration	-	-	-	-	-
Central services	-	-	-	-	-
Operation & maintenance of plant	-	-	-	-	-
Student transportation	-	-	-	-	-
Other support services	-	-	-	-	-
Operation of non-instructional services:					
Community services operations	-	-	-	-	-
Food services operations	-	591	-	-	-
Capital outlay	-	-	-	147,250	-
Total expenditures	-	591	6,082	147,250	-
Excess (deficiency) of revenues over (under) expenditures	-	-	-	-	-
Other financing sources (uses):					
Other financing uses	-	-	-	-	-
Total other financing sources (uses)	-	-	-	-	-
NET CHANGES IN FUND BALANCES	-	-	-	-	-
FUND BALANCES, BEGINNING OF YEAR	-	-	-	-	-
FUND BALANCES, END OF YEAR	$ -	$ -	$ -	$ -	$ -

STATE OF NEW MEXICO
ALBUQUERQUE MUNICIPAL SCHOOL DISTRICT NO. 12
LOS PUENTES CHARTER SCHOOL
STATEMENT OF REVENUES, EXPENDITURES AND CHANGES IN
FUND BALANCES - GOVERNMENTAL FUNDS
Year Ended June 30, 2014

	31700 SB9 Capital Improvements	Total Primary Government
REVENUES		
Property taxes	$ -	$ -
Local and county sources	-	11,814
State sources	-	2,202,362
Federal sources	-	345,809
Interest	-	-
Total revenues	-	2,559,985
EXPENDITURES		
Current:		
Instruction	-	1,168,357
Support services:		
Students	-	366,322
Instruction	-	27,982
General administration	-	27,692
School administration	-	307,801
Central services	-	81,128
Operation & maintenance of plant	-	281,306
Student transportation	-	-
Other support services	-	-
Operation of non-instructional services:		
Community services operations	-	-
Food services operations	-	76,111
Capital outlay	-	147,250
Total expenditures	-	2,483,949
Excess (deficiency) of revenues over (under) expenditures	-	76,036
Other financing sources (uses):		
Other financing uses	-	-
Total other financing sources (uses)	-	-
NET CHANGES IN FUND BALANCES	-	76,036
FUND BALANCES, BEGINNING OF YEAR	-	281,262
FUND BALANCES, END OF YEAR	$ -	$ 357,298

The accompanying notes are an integral part of the financial statements.

STATE OF NEW MEXICO
ALBUQUERQUE MUNICIPAL SCHOOL DISTRICT NO. 12
LOS PUENTES CHARTER SCHOOL
RECONCILIATION OF THE STATEMENT OF REVENUES, EXPENDITURES, AND CHANGES IN FUND BALANCES - GOVERNMENTAL FUNDS TO THE STATEMENT OF ACTIVITIES
Year Ended June 30, 2014

Net Changes in Fund Balances - Total Governmental Funds (Statement of Revenues, Expenditures, and Changes in Fund Balances)	$ 76,036
Amounts reported for governmental activities in the Statement of Activities are different because:	
In the Statement of Activities, certain operating expenses - compensated absences (sick and annual leave) are measured by the amounts earned during the year. In the Governmental Funds, however, expenditures for these items are measured by the amounts of financial resources used (essentially, the amounts actually paid).	
The decrease in compensated absences for the fiscal year was:	-
Governmental Funds report capital outlays as expenditures. However, in the Statement of Activities, the cost of those assets is allocated over their estimated useful lives and reported as depreciation expense. In the current period, these amounts were:	
Capital outlay	-
Depreciation expense	(22,744)
Excess of depreciation expense over capital outlay	(22,744)
Loss/Adjustments on disposal of assets	
Change in net position of governmental activities (Statement of Activities)	$ 53,292

The accompanying notes are an integral part of the financial statements.

STATE OF NEW MEXICO
ALBUQUERQUE MUNICIPAL SCHOOL DISTRICT NO. 12
LOS PUENTES CHARTER SCHOOL
GENERAL FUND (FUND 11000)
STATEMENT OF REVENUES, EXPENDITURES AND CHANGES IN
FUND BALANCE - BUDGET (BUDGETARY BASIS) AND ACTUAL
Year Ended June 30, 2014

	Budgeted Amounts		Actual Amounts	Variance From Final Budget
	Original	Final	(Budgetary Basis)	Positive (Negative)
REVENUES				
Local and county sources	$ 200	$ 11,312	$ 11,812	$ 500
State sources	1,817,703	2,032,141	2,032,141	-
Federal sources	-	-	-	-
Interest	-	-	-	-
TOTAL REVENUES	1,817,903	2,043,453	2,043,953	500
EXPENDITURES				
Current:				
Instruction	924,424	987,754	938,742	49,012
Support Services:				
Students	329,374	366,292	319,502	46,790
Instruction	15,000	23,645	17,289	6,356
General administration	31,500	37,300	28,090	9,210
School administration	310,387	323,673	308,454	15,219
Central services	85,599	86,610	81,128	5,482
Operation & maintenance of plant	343,713	384,402	284,499	99,903
Student transportation	-	-	-	-
Other support services	-	-	-	-
Operation of non-instructional services:				
Community services operations	-	-	-	-
Food services operations	100	4,200	1,487	2,713
Capital outlay	-	103,550	-	103,550
TOTAL EXPENDITURES	2,040,097	2,317,426	1,979,191	338,235
EXCESS (DEFICIENCY) OF REVENUES OVER (UNDER) EXPENDITURES	(222,194)	(273,973)	64,762	(338,735)
DESIGNATED CASH	222,194	273,973	-	(273,973)
NET CHANGES IN FUND BALANCES	$ -	$ -	64,762	$ 64,762
RECONCILIATION TO GAAP BASIS				
Adjustments to revenues			-	
Adjustments to expenditures			5,008	
NET CHANGES IN FUND BALANCES			$ 69,770	

The accompanying notes are an integral part of the financial statements.

STATE OF NEW MEXICO
ALBUQUERQUE MUNICIPAL SCHOOL DISTRICT NO. 12
LOS PUENTES CHARTER SCHOOL
INSTRUCTIONAL MATERIALS (FUND 14000)
STATEMENT OF REVENUES, EXPENDITURES AND CHANGES IN
FUND BALANCE - BUDGET (BUDGETARY BASIS) AND ACTUAL
Year Ended June 30, 2014

	Budgeted Amounts		Actual Amounts	Variance From Final Budget
	Original	Final	(Budgetary Basis)	Positive (Negative)
REVENUES				
Local and county sources	$ -	$ -	$ -	$ -
State sources	10,538	12,513	12,513	-
Federal sources	-	-	-	-
Interest	-	-	-	-
TOTAL REVENUES	10,538	12,513	12,513	-
EXPENDITURES				
Current:				
Instruction	10,538	12,535	5,876	6,659
Support Services:				
Students	-	-	-	-
Instruction	-	-	-	-
General administration	-	-	-	-
School administration	-	-	-	-
Central services	-	-	-	-
Operation & maintenance of plant	-	-	-	-
Student transportation	-	-	-	-
Other support services	-	-	-	-
Operation of non-instructional services:				
Community services operations	-	-	-	-
Food services operations	-	-	-	-
Capital outlay	-	-	-	-
TOTAL EXPENDITURES	10,538	12,535	5,876	6,659
EXCESS (DEFICIENCY) OF REVENUES OVER (UNDER) EXPENDITURES	-	(22)	6,637	(6,659)
DESIGNATED CASH	-	22	-	(22)
NET CHANGES IN FUND BALANCES	$ -	$ -	6,637	$ 6,637
RECONCILIATION TO GAAP BASIS				
Adjustments to revenues			-	
Adjustments to expenditures			-	
NET CHANGES IN FUND BALANCES			$ 6,637	

The accompanying notes are an integral part of the financial statements.

STATE OF NEW MEXICO
ALBUQUERQUE MUNICIPAL SCHOOL DISTRICT NO. 12
LOS PUENTES CHARTER SCHOOL
FOOD SERVICES (FUND 21000)
STATEMENT OF REVENUES, EXPENDITURES AND CHANGES IN
FUND BALANCE - BUDGET (BUDGETARY BASIS) AND ACTUAL
Year Ended June 30, 2014

	Budgeted Amounts		Actual Amounts	Variance From Final Budget
	Original	Final	(Budgetary Basis)	Positive (Negative)
REVENUES				
Local and county sources	$ -	$ -	$ 2	$ 2
State sources	-	-	-	-
Federal sources	55,000	72,271	73,660	1,389
Interest	-	-	-	-
TOTAL REVENUES	55,000	72,271	73,662	1,391
EXPENDITURES				
Current:				
Instruction	-	-	-	-
Support Services:				
Students	-	-	-	-
Instruction	-	-	-	-
General administration	-	-	-	-
School administration	-	-	-	-
Central services	-	-	-	-
Operation & maintenance of plant	-	-	-	-
Student transportation	-	-	-	-
Other support services	-	-	-	-
Operation of non-instructional services:				
Community services operations	-	-	-	-
Food services operations	57,281	79,734	74,033	5,701
Capital outlay	-	-	-	-
TOTAL EXPENDITURES	57,281	79,734	74,033	5,701
EXCESS (DEFICIENCY) OF REVENUES OVER (UNDER) EXPENDITURES	(2,281)	(7,463)	(371)	(7,092)
DESIGNATED CASH	2,281	7,463	-	(7,463)
NET CHANGES IN FUND BALANCES	$ -	$ -	(371)	$ (371)
RECONCILIATION TO GAAP BASIS				
Adjustments to revenues			-	
Adjustments to expenditures			-	
NET CHANGES IN FUND BALANCES			$ (371)	

The accompanying notes are an integral part of the financial statements.

STATE OF NEW MEXICO
ALBUQUERQUE MUNICIPAL SCHOOL DISTRICT NO. 12
LOS PUENTES CHARTER SCHOOL
TITLE I IASA (FUND 24101)
STATEMENT OF REVENUES, EXPENDITURES AND CHANGES IN
FUND BALANCE - BUDGET (BUDGETARY BASIS) AND ACTUAL
Year Ended June 30, 2014

	Budgeted Amounts		Actual Amounts	Variance From Final Budget
	Original	Final	(Budgetary Basis)	Positive (Negative)
REVENUES				
Local and county sources	$ -	$ -	$ -	$ -
State sources	-	-	-	-
Federal sources	43,546	130,312	82,050	(48,262)
Interest	-	-	-	-
TOTAL REVENUES	43,546	130,312	82,050	(48,262)
EXPENDITURES				
Current:				
Instruction	42,720	129,486	129,486	-
Support Services:				
Students	-	-	-	-
Instruction	826	826	826	-
General administration	-	-	-	-
School administration	-	-	-	-
Central services	-	-	-	-
Operation & maintenance of plant	-	-	-	-
Student transportation	-	-	-	-
Other support services	-	-	-	-
Operation of non-instructional services:				
Community services operations	-	-	-	-
Food services operations	-	-	-	-
Capital outlay	-	-	-	-
TOTAL EXPENDITURES	43,546	130,312	130,312	-
EXCESS (DEFICIENCY) OF REVENUES OVER (UNDER) EXPENDITURES	-	-	(48,262)	48,262
DESIGNATED CASH	-	-	-	-
NET CHANGES IN FUND BALANCES	$ -	$ -	(48,262)	$ (48,262)
RECONCILIATION TO GAAP BASIS				
Adjustments to revenues			48,262	
Adjustments to expenditures			-	
NET CHANGES IN FUND BALANCES			$ -	

The accompanying notes are an integral part of the financial statements.

STATE OF NEW MEXICO
ALBUQUERQUE MUNICIPAL SCHOOL DISTRICT NO. 12
LOS PUENTES CHARTER SCHOOL
IDEA-B ENTITLEMENT (FUND 24106)
STATEMENT OF REVENUES, EXPENDITURES AND CHANGES IN
FUND BALANCE - BUDGET (BUDGETARY BASIS) AND ACTUAL
Year Ended June 30, 2014

	Budgeted Amounts		Actual Amounts	Variance From Final Budget
	Original	Final	(Budgetary Basis)	Positive (Negative)
REVENUES				
Local and county sources	$ -	$ -	$ -	$ -
State sources	-	-	-	-
Federal sources	66,905	70,444	57,632	(12,812)
Interest	-	-	-	-
TOTAL REVENUES	66,905	70,444	57,632	(12,812)
EXPENDITURES				
Current:				
Instruction	66,905	67,231	67,231	-
Support Services:				
Students	-	3,213	3,213	-
Instruction	-	-	-	-
General administration	-	-	-	-
School administration	-	-	-	-
Central services	-	-	-	-
Operation & maintenance of plant	-	-	-	-
Student transportation	-	-	-	-
Other support services	-	-	-	-
Operation of non-instructional services:				
Community services operations	-	-	-	-
Food services operations	-	-	-	-
Capital outlay	-	-	-	-
TOTAL EXPENDITURES	66,905	70,444	70,444	-
EXCESS (DEFICIENCY) OF REVENUES OVER (UNDER) EXPENDITURES	-	-	(12,812)	12,812
DESIGNATED CASH	-	-	-	-
NET CHANGES IN FUND BALANCES	$ -	$ -	(12,812)	$ (12,812)
RECONCILIATION TO GAAP BASIS				
Adjustments to revenues			12,812	
Adjustments to expenditures			-	
NET CHANGES IN FUND BALANCES			$ -	

The accompanying notes are an integral part of the financial statements.

STATE OF NEW MEXICO
ALBUQUERQUE MUNICIPAL SCHOOL DISTRICT NO. 12
LOS PUENTES CHARTER SCHOOL
ENGLISH LANGUAGE ACQUISITION (FUND 24153)
STATEMENT OF REVENUES, EXPENDITURES AND CHANGES IN
FUND BALANCE - BUDGET (BUDGETARY BASIS) AND ACTUAL
Year Ended June 30, 2014

	Budgeted Amounts		Actual Amounts	Variance From Final Budget
	Original	Final	(Budgetary Basis)	Positive (Negative)
REVENUES				
Local and county sources	$ -	$ -	$ -	$ -
State sources	-	-	-	-
Federal sources	1,792	1,792	-	(1,792)
Interest	-	-	-	-
TOTAL REVENUES	1,792	1,792	-	(1,792)
EXPENDITURES				
Current:				
Instruction	1,792	1,792	1,792	-
Support Services:				
Students	-	-	-	-
Instruction	-	-	-	-
General administration	-	-	-	-
School administration	-	-	-	-
Central services	-	-	-	-
Operation & maintenance of plant	-	-	-	-
Student transportation	-	-	-	-
Other support services	-	-	-	-
Operation of non-instructional services:				
Community services operations	-	-	-	-
Food services operations	-	-	-	-
Capital outlay	-	-	-	-
TOTAL EXPENDITURES	1,792	1,792	1,792	-
EXCESS (DEFICIENCY) OF REVENUES OVER (UNDER) EXPENDITURES	-	-	(1,792)	1,792
DESIGNATED CASH	-	-	-	-
NET CHANGES IN FUND BALANCES	$ -	$ -	(1,792)	$ (1,792)
RECONCILIATION TO GAAP BASIS				
Adjustments to revenues			1,792	
Adjustments to expenditures			-	
NET CHANGES IN FUND BALANCES			$ -	

The accompanying notes are an integral part of the financial statements.

STATE OF NEW MEXICO
ALBUQUERQUE MUNICIPAL SCHOOL DISTRICT NO. 12
LOS PUENTES CHARTER SCHOOL
TEACHER/PRINCIPAL TRAINING (FUND 24154)
STATEMENT OF REVENUES, EXPENDITURES AND CHANGES IN
FUND BALANCE - BUDGET (BUDGETARY BASIS) AND ACTUAL
Year Ended June 30, 2014

	Budgeted Amounts		Actual Amounts	Variance From Final Budget
	Original	Final	(Budgetary Basis)	Positive (Negative)
REVENUES				
Local and county sources	$ -	$ -	$ -	$ -
State sources	-	-	-	-
Federal sources	8,988	12,796	-	(12,796)
Interest	-	-	-	-
TOTAL REVENUES	8,988	12,796	-	(12,796)
EXPENDITURES				
Current:				
Instruction	8,988	12,796	12,796	-
Support Services:				
Students	-	-	-	-
Instruction	-	-	-	-
General administration	-	-	-	-
School administration	-	-	-	-
Central services	-	-	-	-
Operation & maintenance of plant	-	-	-	-
Student transportation	-	-	-	-
Other support services	-	-	-	-
Operation of non-instructional services:				
Community services operations	-	-	-	-
Food services operations	-	-	-	-
Capital outlay	-	-	-	-
TOTAL EXPENDITURES	8,988	12,796	12,796	-
EXCESS (DEFICIENCY) OF REVENUES OVER (UNDER) EXPENDITURES	-	-	(12,796)	12,796
DESIGNATED CASH	-	-	-	-
NET CHANGES IN FUND BALANCES	$ -	$ -	(12,796)	$ (12,796)
RECONCILIATION TO GAAP BASIS				
Adjustments to revenues			12,796	
Adjustments to expenditures			-	
NET CHANGES IN FUND BALANCES			$ -	

The accompanying notes are an integral part of the financial statements.

STATE OF NEW MEXICO
ALBUQUERQUE MUNICIPAL SCHOOL DISTRICT NO. 12
LOS PUENTES CHARTER SCHOOL
TITLE I SCHOOL IMPROVEMENT (FUND 24162)
STATEMENT OF REVENUES, EXPENDITURES AND CHANGES IN
FUND BALANCE - BUDGET (BUDGETARY BASIS) AND ACTUAL
Year Ended June 30, 2014

	Budgeted Amounts		Actual Amounts	Variance From Final Budget
	Original	Final	(Budgetary Basis)	Positive (Negative)
REVENUES				
Local and county sources	$ -	$ -	$ -	$ -
State sources	-	-	-	-
Federal sources	100,951	65,967	37,656	(28,311)
Interest	-	-	-	-
TOTAL REVENUES	100,951	65,967	37,656	(28,311)
EXPENDITURES				
Current:				
Instruction	69,088	22,360	13,198	9,162
Support Services:				
Students	31,863	43,607	43,607	-
Instruction	-	-	-	-
General administration	-	-	-	-
School administration	-	-	-	-
Central services	-	-	-	-
Operation & maintenance of plant	-	-	-	-
Student transportation	-	-	-	-
Other support services	-	-	-	-
Operation of non-instructional services:				
Community services operations	-	-	-	-
Food services operations	-	-	-	-
Capital outlay	-	-	-	-
TOTAL EXPENDITURES	100,951	65,967	56,805	9,162
EXCESS (DEFICIENCY) OF REVENUES OVER (UNDER) EXPENDITURES	-	-	(19,149)	19,149
DESIGNATED CASH	-	-	-	-
NET CHANGES IN FUND BALANCES	$ -	$ -	(19,149)	$ (19,149)
RECONCILIATION TO GAAP BASIS				
Adjustments to revenues			19,149	
Adjustments to expenditures			-	
NET CHANGES IN FUND BALANCES			$ -	

The accompanying notes are an integral part of the financial statements.

STATE OF NEW MEXICO
ALBUQUERQUE MUNICIPAL SCHOOL DISTRICT NO. 12
LOS PUENTES CHARTER SCHOOL
2010 GO BONDS STUDENT LIBRARY (FUND 27106)
STATEMENT OF REVENUES, EXPENDITURES AND CHANGES IN
FUND BALANCE - BUDGET (BUDGETARY BASIS) AND ACTUAL
Year Ended June 30, 2014

	Budgeted Amounts		Actual Amounts	Variance From Final Budget
	Original	Final	(Budgetary Basis)	Positive (Negative)
REVENUES				
Local and county sources	$ -	$ -	$ -	$ -
State sources	-	535	-	(535)
Federal sources	-	-	-	-
Interest	-	-	-	-
TOTAL REVENUES	-	535	-	(535)
EXPENDITURES				
Current:				
Instruction	-	-	-	-
Support Services:				
Students	-	-	-	-
Instruction	-	535	535	-
General administration	-	-	-	-
School administration	-	-	-	-
Central services	-	-	-	-
Operation & maintenance of plant	-	-	-	-
Student transportation	-	-	-	-
Other support services	-	-	-	-
Operation of non-instructional services:				
Community services operations	-	-	-	-
Food services operations	-	-	-	-
Capital outlay	-	-	-	-
TOTAL EXPENDITURES	-	535	535	-
EXCESS (DEFICIENCY) OF REVENUES OVER (UNDER) EXPENDITURES	-	-	(535)	535
DESIGNATED CASH	-	-	-	-
NET CHANGES IN FUND BALANCES	$ -	$ -	(535)	$ (535)
RECONCILIATION TO GAAP BASIS				
Adjustments to revenues			535	
Adjustments to expenditures			-	
NET CHANGES IN FUND BALANCES			$ -	

The accompanying notes are an integral part of the financial statements.

STATE OF NEW MEXICO
ALBUQUERQUE MUNICIPAL SCHOOL DISTRICT NO. 12
LOS PUENTES CHARTER SCHOOL
2012 GO BONDS STUDENT LIBRARY (FUND 27107)
STATEMENT OF REVENUES, EXPENDITURES AND CHANGES IN
FUND BALANCE - BUDGET (BUDGETARY BASIS) AND ACTUAL
Year Ended June 30, 2014

	Budgeted Amounts		Actual Amounts	Variance From Final Budget
	Original	Final	(Budgetary Basis)	Positive (Negative)
REVENUES				
Local and county sources	$ -	$ -	$ -	$ -
State sources	3,250	3,250	-	(3,250)
Federal sources	-	-	-	-
Interest	-	-	-	-
TOTAL REVENUES	3,250	3,250	-	(3,250)
EXPENDITURES				
Current:				
Instruction	-	-	-	-
Support Services:				
Students	-	-	-	-
Instruction	3,250	3,250	3,250	-
General administration	-	-	-	-
School administration	-	-	-	-
Central services	-	-	-	-
Operation & maintenance of plant	-	-	-	-
Student transportation	-	-	-	-
Other support services	-	-	-	-
Operation of non-instructional services:				
Community services operations	-	-	-	-
Food services operations	-	-	-	-
Capital outlay	-	-	-	-
TOTAL EXPENDITURES	3,250	3,250	3,250	-
EXCESS (DEFICIENCY) OF REVENUES OVER (UNDER) EXPENDITURES	-	-	(3,250)	3,250
DESIGNATED CASH	-	-	-	-
NET CHANGES IN FUND BALANCES	$ -	$ -	(3,250)	$ (3,250)
RECONCILIATION TO GAAP BASIS				
Adjustments to revenues			3,250	
Adjustments to expenditures			-	
NET CHANGES IN FUND BALANCES			$ -	

The accompanying notes are an integral part of the financial statements.

STATE OF NEW MEXICO
ALBUQUERQUE MUNICIPAL SCHOOL DISTRICT NO. 12
LOS PUENTES CHARTER SCHOOL
BEGINNING TEACHER MENTORING PROGRAM (FUND 27154)
STATEMENT OF REVENUES, EXPENDITURES AND CHANGES IN
FUND BALANCE - BUDGET (BUDGETARY BASIS) AND ACTUAL
Year Ended June 30, 2014

	Budgeted Amounts		Actual Amounts	Variance From Final Budget
	Original	Final	(Budgetary Basis)	Positive (Negative)
REVENUES				
Local and county sources	$ -	$ -	$ -	$ -
State sources	-	-	-	-
Federal sources	-	-	-	-
Interest	-	-	-	-
TOTAL REVENUES	-	-	-	-
EXPENDITURES				
Current:				
Instruction	-	-	-	-
Support Services:				
Students	-	-	-	-
Instruction	-	-	-	-
General administration	-	-	-	-
School administration	-	-	-	-
Central services	-	-	-	-
Operation & maintenance of plant	-	-	-	-
Student transportation	-	-	-	-
Other support services	-	-	-	-
Operation of non-instructional services:				
Community services operations	-	-	-	-
Food services operations	-	-	-	-
Capital outlay	-	-	-	-
TOTAL EXPENDITURES	-	-	-	-
EXCESS (DEFICIENCY) OF REVENUES OVER (UNDER) EXPENDITURES	-	-	-	-
DESIGNATED CASH	-	-	-	-
NET CHANGES IN FUND BALANCES	$ -	$ -	-	$ -
RECONCILIATION TO GAAP BASIS				
Adjustments to revenues			-	
Adjustments to expenditures			-	
NET CHANGES IN FUND BALANCES			$ -	

The accompanying notes are an integral part of the financial statements.

STATE OF NEW MEXICO
ALBUQUERQUE MUNICIPAL SCHOOL DISTRICT NO. 12
LOS PUENTES CHARTER SCHOOL
NM GROWN FRESH FRUITS & VEGETABLES (FUND 27183)
STATEMENT OF REVENUES, EXPENDITURES AND CHANGES IN
FUND BALANCE - BUDGET (BUDGETARY BASIS) AND ACTUAL
Year Ended June 30, 2014

	Budgeted Amounts		Actual Amounts	Variance From Final Budget
	Original	Final	(Budgetary Basis)	Positive (Negative)
REVENUES				
Local and county sources	$ -	$ -	$ -	$ -
State sources	-	591	-	(591)
Federal sources	-	-	-	-
Interest	-	-	-	-
TOTAL REVENUES	-	591	-	(591)
EXPENDITURES				
Current:				
Instruction	-	-	-	-
Support Services:				
Students	-	-	-	-
Instruction	-	-	-	-
General administration	-	-	-	-
School administration	-	-	-	-
Central services	-	-	-	-
Operation & maintenance of plant	-	-	-	-
Student transportation	-	-	-	-
Other support services	-	-	-	-
Operation of non-instructional services:				
Community services operations	-	-	-	-
Food services operations	-	591	591	-
Capital outlay	-	-	-	-
TOTAL EXPENDITURES	-	591	591	-
EXCESS (DEFICIENCY) OF REVENUES OVER (UNDER) EXPENDITURES	-	-	(591)	591
DESIGNATED CASH	-	-	-	-
NET CHANGES IN FUND BALANCES	$ -	$ -	(591)	$ (591)
RECONCILIATION TO GAAP BASIS				
Adjustments to revenues			591	
Adjustments to expenditures			-	
NET CHANGES IN FUND BALANCES			$ -	

The accompanying notes are an integral part of the financial statements.

STATE OF NEW MEXICO
ALBUQUERQUE MUNICIPAL SCHOOL DISTRICT NO. 12
LOS PUENTES CHARTER SCHOOL
NEXT GENERATION ASSSESSMENTS (FUND 27185)
STATEMENT OF REVENUES, EXPENDITURES AND CHANGES IN
FUND BALANCE - BUDGET (BUDGETARY BASIS) AND ACTUAL
Year Ended June 30, 2014

	Budgeted Amounts		Actual Amounts	Variance From Final Budget
	Original	Final	(Budgetary Basis)	Positive (Negative)
REVENUES				
Local and county sources	$ -	$ -	$ -	$ -
State sources	-	6,082	-	(6,082)
Federal sources	-	-	-	-
Interest	-	-	-	-
TOTAL REVENUES	-	6,082	-	(6,082)
EXPENDITURES				
Current:				
Instruction	-	-	-	-
Support Services:				
Students	-	-	-	-
Instruction	-	6,082	6,082	-
General administration	-	-	-	-
School administration	-	-	-	-
Central services	-	-	-	-
Operation & maintenance of plant	-	-	-	-
Student transportation	-	-	-	-
Other support services	-	-	-	-
Operation of non-instructional services:				
Community services operations	-	-	-	-
Food services operations	-	-	-	-
Capital outlay	-	-	-	-
TOTAL EXPENDITURES	-	6,082	6,082	-
EXCESS (DEFICIENCY) OF REVENUES OVER (UNDER) EXPENDITURES	-	-	(6,082)	6,082
DESIGNATED CASH	-	-	-	-
NET CHANGES IN FUND BALANCES	$ -	$ -	(6,082)	$ (6,082)
RECONCILIATION TO GAAP BASIS				
Adjustments to revenues			6,082	
Adjustments to expenditures			-	
NET CHANGES IN FUND BALANCES			$ -	

The accompanying notes are an integral part of the financial statements.

STATE OF NEW MEXICO
ALBUQUERQUE MUNICIPAL SCHOOL DISTRICT NO. 12
LOS PUENTES CHARTER SCHOOL
PUBLIC SCHOOL CAPITAL OUTLAY (FUND 31200)
STATEMENT OF REVENUES, EXPENDITURES AND CHANGES IN
FUND BALANCE - BUDGET (BUDGETARY BASIS) AND ACTUAL
Year Ended June 30, 2014

	Budgeted Amounts		Actual Amounts	Variance From Final Budget
	Original	Final	(Budgetary Basis)	Positive (Negative)
REVENUES				
Local and county sources	$ -	$ -	$ -	$ -
State sources	-	147,250	147,250	-
Federal sources	-	-	-	-
Interest	-	-	-	-
TOTAL REVENUES	-	147,250	147,250	-
EXPENDITURES				
Current:				
Instruction	-	-	-	-
Support Services:				
Students	-	-	-	-
Instruction	-	-	-	-
General administration	-	-	-	-
School administration	-	-	-	-
Central services	-	-	-	-
Operation & maintenance of plant	-	-	-	-
Student transportation	-	-	-	-
Other support services	-	-	-	-
Operation of non-instructional services:				
Community services operations	-	-	-	-
Food services operations	-	-	-	-
Capital outlay	-	147,250	147,250	-
TOTAL EXPENDITURES	-	147,250	147,250	-
EXCESS (DEFICIENCY) OF REVENUES OVER (UNDER) EXPENDITURES	-	-	-	-
DESIGNATED CASH	-	-	-	-
NET CHANGES IN FUND BALANCES	$ -	$ -	-	$ -
RECONCILIATION TO GAAP BASIS				
Adjustments to revenues			-	
Adjustments to expenditures			-	
NET CHANGES IN FUND BALANCES			$ -	

The accompanying notes are an integral part of the financial statements.

STATE OF NEW MEXICO
ALBUQUERQUE MUNICIPAL SCHOOL DISTRICT NO. 12
LOS PUENTES CHARTER SCHOOL
HB33 CAPITAL IMPROVEMENTS (FUND 31600)
STATEMENT OF REVENUES, EXPENDITURES AND CHANGES IN
FUND BALANCE - BUDGET (BUDGETARY BASIS) AND ACTUAL
Year Ended June 30, 2014

	Budgeted Amounts		Actual Amounts	Variance From Final Budget
	Original	Final	(Budgetary Basis)	Positive (Negative)
REVENUES				
Local and county sources	$ -	$ 117,154	$ 114,341	$ (2,813)
State sources	-	-	-	-
Federal sources	-	-	-	-
Interest	-	-	-	-
TOTAL REVENUES	-	117,154	114,341	(2,813)
EXPENDITURES				
Current:				
Instruction	-	-	-	-
Support Services:				
Students	-	-	-	-
Instruction	-	-	-	-
General administration	-	1,172	-	1,172
School administration	-	-	-	-
Central services	-	-	-	-
Operation & maintenance of plant	-	-	-	-
Student transportation	-	-	-	-
Other support services	-	-	-	-
Operation of non-instructional services:				
Community services operations	-	-	-	-
Food services operations	-	-	-	-
Capital outlay	301,349	406,576	-	406,576
TOTAL EXPENDITURES	301,349	407,748	-	407,748
EXCESS (DEFICIENCY) OF REVENUES OVER (UNDER) EXPENDITURES	(301,349)	(290,594)	114,341	(404,935)
DESIGNATED CASH	301,349	290,594	-	(290,594)
NET CHANGES IN FUND BALANCES	$ -	$ -	114,341	$ 114,341
RECONCILIATION TO GAAP BASIS				
Adjustments to revenues			(114,341)	
Adjustments to expenditures			-	
NET CHANGES IN FUND BALANCES			$ -	

The accompanying notes are an integral part of the financial statements.

STATE OF NEW MEXICO
ALBUQUERQUE MUNICIPAL SCHOOL DISTRICT NO. 12
LOS PUENTES CHARTER SCHOOL
CAPITAL IMPROVEMENTS SB-9 (FUND 31700)
STATEMENT OF REVENUES, EXPENDITURES AND CHANGES IN
FUND BALANCE - BUDGET (BUDGETARY BASIS) AND ACTUAL
Year Ended June 30, 2014

	Budgeted Amounts		Actual Amounts	Variance From Final Budget
	Original	Final	(Budgetary Basis)	Positive (Negative)
REVENUES				
Local and county sources	$ 58,584	$ 58,584	$ 55,671	$ (2,913)
State sources	4,145	8,647	-	(8,647)
Federal sources	-	-	-	-
Interest	-	-	-	-
TOTAL REVENUES	62,729	67,231	55,671	(11,560)
EXPENDITURES				
Current:				
Instruction	-	-	-	-
Support Services:				
Students	-	-	-	-
Instruction	-	-	-	-
General administration	586	586	-	586
School administration	-	-	-	-
Central services	-	-	-	-
Operation & maintenance of plant	-	-	-	-
Student transportation	-	-	-	-
Other support services	-	-	-	-
Operation of non-instructional services:				
Community services operations	-	-	-	-
Food services operations	-	-	-	-
Capital outlay	62,143	66,645	-	66,645
TOTAL EXPENDITURES	62,729	67,231	-	67,231
EXCESS (DEFICIENCY) OF REVENUES OVER (UNDER) EXPENDITURES	-	-	55,671	(55,671)
DESIGNATED CASH	-	-	-	-
NET CHANGES IN FUND BALANCES	$ -	$ -	55,671	$ 55,671
RECONCILIATION TO GAAP BASIS				
Adjustments to revenues			(55,671)	
Adjustments to expenditures			-	
NET CHANGES IN FUND BALANCES			$ -	

The accompanying notes are an integral part of the financial statements.

STATE OF NEW MEXICO
ALBUQUERQUE MUNICIPAL SCHOOL DISTRICT NO. 12
LOS PUENTES CHARTER SCHOOL
STATEMENT OF FIDUCIARY ASSETS AND LIABILITIES - AGENCY FUNDS
June 30, 2014

	Agency Funds
ASSETS	
Cash and cash equivalents	$ 524
TOTAL ASSETS	$ 524
LIABILITIES	
Deposits held for others	$ 524
TOTAL LIABILITIES	$ 524

The accompanying notes are an integral part of the financial statements.

STATE OF NEW MEXICO
ALBUQUERQUE MUNICIPAL SCHOOL DISTRICT NO. 12
LOS PUENTES CHARTER SCHOOL
SCHEDULE OF CHANGES IN ASSETS AND LIABILITIES - AGENCY FUNDS
Year Ended June 30, 2014

	Balance, July 1, 2013	Additions	Deletions	Balance, June 30, 2014
ASSETS				
Other receivable	$ 471	$ 3,303	$ (3,250)	$ 524
TOTAL ASSETS	$ 471	$ 3,303	$ (3,250)	$ 524
LIABILITIES				
Deposits held for others	$ 471	$ 3,303	$ (3,250)	$ 524
TOTAL ASSETS	$ 471	$ 3,303	$ (3,250)	$ 524

The accompanying notes are an integral part of the financial statements.

STATE OF NEW MEXICO
ALBUQUERQUE MUNICIPAL SCHOOL DISTRICT NO. 12
LOS PUENTES CHARTER SCHOOL
SCHEDULE OF COLLATERAL PLEDGED BY DEPOSITORY
FOR PUBLIC FUNDS
June 30, 2014

Name of Depository	Description of Pledged Collateral	Fair/Par Market Value June 30, 2014	Safekeeping Agent
US Bank	FNMA Pool 465373 Matures 06/01/2020	$ 576,562	US Bank
US Bank	FNMA Pool AE9341 Matures 11/01/2025	35,681	US Bank
US Bank	FNMA Pool AE9826 Matures 12/01/2025	109,611	US Bank
US Bank	FNMA Pool AJ8155 Matures 12/01/2026	61,494	US Bank
		$ 783,348	

The accompanying notes are an integral part of the financial statements.

STATE OF NEW MEXICO
ALBUQUERQUE MUNICIPAL SCHOOL DISTRICT NO. 12
LOS PUENTES CHARTER SCHOOL
SCHEDULE OF CASH AND CASH EQUIVALENTS
June 30, 2014

Operating account	$	870,958
Activity account		524
Total on deposit		871,482
Reconciling items		(76,859)
Reconciled balance at June 30, 2014		794,623
Less activity funds		(524)
Balance per Exhibit A-1	$	794,099

The accompanying notes are an integral part of the financial statements.

Schedule III

STATE OF NEW MEXICO
ALBUQUERQUE MUNICIPAL SCHOOL DISTRICT NO. 12
LOS PUENTES CHARTER SCHOOL
CASH RECONCILIATION
June 30, 2014

	Operational Account 11000	Pupil Transportation 13000	Instructional Materials 14000	Food Services 21000	Student Activity 23000	Projects Account 24000
June 30, 2013 Cash (Book Balance)	$ 136,874	$ -	$ -	$ 7,464	$ -	$ -
June 30, 2013 Payroll Liabilities	(15,977)	-	-	-	-	-
June 30, 2013 Temporary Interfund Loans	153,077	-	(3,051)	-	-	(137,878)
June 30, 2013 Adjustments/Reconciling Differences	-	-	3,074	4,809	-	137,878
June 30, 2013 Cash Available to Budget	273,974	-	23	12,273	-	-
2013-2014 Revenue	2,043,953	-	12,513	73,662	-	177,338
2013-2014 Expenditures	(1,979,191)	-	(5,876)	(74,033)	-	(272,149)
Permanent Cash Transfers/Reversions	-	-	-	-	-	-
Adjustments	-	-	-	-	-	-
June 30, 2014 Cash Available to Budget	338,736	-	6,660	11,902	-	(94,811)
June 30, 2014 Payroll Liabilities	79,330	-	-	-	-	-
June 30, 2014 Temporary Interfund Loans	(105,269)	-	-	-	-	94,811
June 30, 2014 Adjustments/Reconciling Differences	-	-	-	-	-	-
June 30, 2014 Cash (Book Balance)	$ 312,797	$ -	$ 6,660	$ 11,902	$ -	$ -

Schedule III

STATE OF NEW MEXICO
ALBUQUERQUE MUNICIPAL SCHOOL DISTRICT NO. 12
LOS PUENTES CHARTER SCHOOL
CASH RECONCILIATION
June 30, 2014

	Direct Account 25000	Grants Fund 26000	State Flowthrough Fund 27000	State Direct Account 28000	Local/State Account 29000	Public School Capital Outlay 31200
June 30, 2013 Cash (Book Balance)	$ -	$ -	$ 41	$ -	$ -	$ -
June 30, 2013 Payroll Liabilities	-	-	-	-	-	-
June 30, 2013 Temporary Interfund Loans	-	-	(1,624)	-	-	-
June 30, 2013 Adjustments/Reconciling Differences	-	-	1,624	-	-	-
June 30, 2013 Cash Available to Budget	-	-	41	-	-	-
2013-2014 Revenue	-	-	-	-	-	147,250
2013-2014 Expenditures	-	-	(10,458)	-	-	(147,250)
Permanent Cash Transfers/Reversions	-	-	-	-	-	-
Adjustments	-	-	-	-	-	-
June 30, 2014 Cash Available to Budget	-	-	(10,417)	-	-	-
June 30, 2014 Payroll Liabilities	-	-	-	-	-	-
June 30, 2014 Temporary Interfund Loans	-	-	10,458	-	-	-
June 30, 2014 Adjustments/Reconciling Differences	-	-	-	-	-	-
June 30, 2014 Cash (Book Balance)	$ -	$ -	$ 41	$ -	$ -	$ -

STATE OF NEW MEXICO
ALBUQUERQUE MUNICIPAL SCHOOL DISTRICT NO. 12
LOS PUENTES CHARTER SCHOOL
CASH RECONCILIATION
June 30, 2014

	Special Capital Outlay 31400	Capital Improve. HB 33 31600	Capital Improve. SB 9 31700	Total Primary Government
June 30, 2013 Cash (Book Balance)	$ -	$ 290,594	$ -	$ 434,973
June 30, 2013 Payroll Liabilities	-	-	-	(15,977)
June 30, 2013 Temporary Interfund Loans	-	-	(10,524)	-
June 30, 2013 Adjustments/Reconciling Differences	-	2,092	10,524	160,001
June 30, 2013 Cash Available to Budget	-	292,686	-	578,997
2013-2014 Revenue	-	114,341	55,671	2,624,728
2013-2014 Expenditures	-	-	-	(2,488,957)
Permanent Cash Transfers/Reversions	-	-	-	-
Adjustments	-	-	-	-
June 30, 2014 Cash Available to Budget	-	407,027	55,671	714,768
June 30, 2014 Payroll Liabilities	-	-	-	79,330
June 30, 2014 Temporary Interfund Loans	-	-	-	-
June 30, 2014 Adjustments/Reconciling Differences	-	1	-	1
June 30, 2014 Cash (Book Balance)	$ -	$ 407,028	$ 55,671	$ 794,099

The accompanying notes are an integral part of the financial statements.

STATE OF NEW MEXICO
ALBUQUERQUE MUNICIPAL SCHOOL DISTRICT NO. 12
MONTESSORI OF THE RIO GRANDE
STATEMENT OF NET POSITION
June 30, 2014

	Governmental Activities	Component Unit
ASSETS		
Cash and cash equivalents	$ 281,352	$ 11,091
Receivables, net of allowance for uncollectibles:		
Other	-	2,000
Due from other governments	-	-
Prepaid expenses	-	-
Total current assets	281,352	13,091
NON-CURRENT ASSETS		
Capital assets:		
Furniture, fixtures and equipment	197,708	-
Less: accumulated depreciation	(118,707)	-
Total non-current assets	79,001	-
TOTAL ASSETS	$ 360,353	$ 13,091
LIABILITIES, DEFERRED INFLOWS OF RESOURCES AND NET POSITION		
Accounts payable	$ -	$ -
Accrued liabilities	-	-
Due to other governments	580	-
Total liabilities	580	-
Deferred inflows of resources	54,144	-
Net investment in capital assets	79,001	-
Restricted	5,614	13,091
Unrestricted (deficit)	221,014	-
Total net position (deficit)	305,629	13,091
TOTAL LIABILITIES, DEFERRED INFLOWS OF RESOURCES AND NET POSITION	$ 360,353	$ 13,091

The accompanying notes are an integral part of the financial statements.

STATE OF NEW MEXICO
ALBUQUERQUE MUNICIPAL SCHOOL DISTRICT NO. 12
MONTESSORI OF THE RIO GRANDE
STATEMENT OF ACTIVITIES
Year Ended June 30, 2014

		Program Revenues				
FUNCTIONS/PROGRAMS	**Expenses**	**Charges for Services**	**Operating Grants and Contributions**	**Capital Grants and Contributions**	**Net Revenues (Expenses) and Changes in Net Position**	**Component Unit**
Governmental activities:						
Instruction	$ 1,159,584		$ 422,045	$ -	$ (737,539)	
Support services:						
Students	68,766	-	17,252	-	(51,514)	
Instruction	9,278	-	9,278	-	-	
General Administration	10,856	-	-	-	(10,856)	
School Administration	196,075	-	-	-	(196,075)	
Central Services	105,375	-	-	-	(105,375)	
Operation & Maintenance of Plant	124,563	-	-	-	(124,563)	
Student Transportation	-	-	-	-	-	
Operation of non-instructional services:						
Food Services Operations	-	-	-	-	-	
Community Services Operations	86,958	-	-	-	(86,958)	
Facilities, Materials, Supplies and Other Services	565,842	-	116,891	4,571	(444,380)	
TOTAL GOVERNMENTAL ACTIVITIES	$ 2,327,297	$ -	$ 565,466	$ 4,571	(1,757,260)	
COMPONENT UNIT						
Foundation	$ 90,860	$ -	$ 94,177	$ -	-	$ 3,317
		GENERAL REVENUES				
		State Equalization Guarantee			1,321,455	-
		Property Taxes			117,343	-
		Miscellaneous			-	-
		Total general revenues			1,438,798	-
		Change in net position			(318,462)	3,317
		Net position, beginning of year			624,091	9,774
		Net position, end of year			$ 305,629	$ 13,091

The accompanying notes are an integral part of the financial statements.

Exhibit B-1

STATE OF NEW MEXICO
ALBUQUERQUE MUNICIPAL SCHOOL DISTRICT NO. 12
MONTESSORI OF THE RIO GRANDE
BALANCE SHEET - GOVERNMENTAL FUNDS
June 30, 2014

	11000 General	14000 Instructional Support	24106 IDEA-B Entitlement	24154 Teacher/Principal Training	26163 Golden Apple Foundation
ASSETS					
Cash and cash equivalents	$ 221,014	$ 3,006	$ -	$ -	$ 690
Accounts receivable:					
Due from other governments	-	-	-	-	-
Due from other funds	-	-	-	-	-
Prepaid expenses	-	-	-	-	-
TOTAL ASSETS	$ 221,014	$ 3,006	$ -	$ -	$ 690
LIABILITIES, DEFERRED INFLOWS OF RESOURCES AND FUND BALANCE					
Current liabilities:					
Accounts payable	$ -	$ -	$ -	$ -	$ -
Accrued liabilities	-	-	-	-	-
Due to other funds	-	-	-	-	-
Due to other governments	-	-	-	-	-
Total current liabilities	-	-	-	-	-
Deferred inflows of resources	-	-	-	-	-
Fund balances:					
Nonspendable	-	-	-	-	-
Restricted	-	3,006	-	-	690
Committed	-	-	-	-	-
Assigned	125,000	-	-	-	-
Unassigned (deficit)	96,014	-	-	-	-
Total fund balance (deficit)	221,014	3,006	-	-	690
TOTAL LIABILITIES, DEFERRED INFLOWS OF RESOURCES AND FUND BALANCE	$ 221,014	$ 3,006	$ -	$ -	$ 690

Exhibit B-1

STATE OF NEW MEXICO
ALBUQUERQUE MUNICIPAL SCHOOL DISTRICT NO. 12
MONTESSORI OF THE RIO GRANDE
BALANCE SHEET - GOVERNMENTAL FUNDS
June 30, 2014

	27107 Library GO Bonds	27114 NM Reads to Lead K-3	27171 2010 GOB Instructional	27185 Next Generation Assessments	29102 Private Direct Grants
ASSETS					
Cash and cash equivalents	$ -	$ -	$ -	$ -	$ 1,918
Accounts receivable:					
Due from other governments	-	-	-	-	-
Due from other funds	-	-	-	-	-
Prepaid expenses	-	-	-	-	-
TOTAL ASSETS	$ -	$ -	$ -	$ -	$ 1,918
LIABILITIES, DEFERRED INFLOWS OF RESOURCES AND FUND BALANCE					
Current liabilities:					
Accounts payable	$ -	$ -	$ -	$ -	$ -
Accrued liabilities	-	-	-	-	-
Due to other funds	-	-	-	-	-
Due to other governments	-	-	-	-	-
Total current liabilities	-	-	-	-	-
Deferred inflows of resources	-	-	-	-	-
Fund balances:					
Nonspendable	-	-	-	-	-
Restricted	-	-	-	-	1,918
Committed	-	-	-	-	-
Assigned	-	-	-	-	-
Unassigned (deficit)	-	-	-	-	-
Total fund balance (deficit)	-	-	-	-	1,918
TOTAL LIABILITIES, DEFERRED INFLOWS OF RESOURCES AND FUND BALANCE	$ -	$ -	$ -	$ -	$ 1,918

Exhibit B-1

STATE OF NEW MEXICO
ALBUQUERQUE MUNICIPAL SCHOOL DISTRICT NO. 12
MONTESSORI OF THE RIO GRANDE
BALANCE SHEET - GOVERNMENTAL FUNDS
June 30, 2014

	31200 Public School Capital Outlay	31600 HB33 Capital Improvements	31700 SB9 Capital Improvements	Total Primary Government
ASSETS				
Cash and cash equivalents	$ -	$ 580	$ 54,144	$ 281,352
Accounts receivable:				
Due from other governments	-	-	-	-
Due from other funds	-	-	-	-
Prepaid expenses	-	-	-	-
TOTAL ASSETS	$ -	$ 580	$ 54,144	$ 281,352
LIABILITIES, DEFERRED INFLOWS OF RESOURCES AND FUND BALANCE				
Current liabilities:				
Accounts payable	$ -	$ -	$ -	$ -
Accrued liabilities	-	-	-	-
Due to other funds	-	-	-	-
Due to other governments	-	580	-	580
Total current liabilities	-	580	-	580
Deferred inflows of resources	-	-	54,144	54,144
Fund balances:				
Nonspendable	-	-	-	-
Restricted	-	-	-	5,614
Committed	-	-	-	-
Assigned	-	-	-	125,000
Unassigned (deficit)	-	-	-	96,014
Total fund balance (deficit)	-	-	-	226,628
TOTAL LIABILITIES, DEFERRED INFLOWS OF RESOURCES AND FUND BALANCE	$ -	$ 580	$ 54,144	$ 281,352

The accompanying notes are an integral part of the financial statements.

STATE OF NEW MEXICO
ALBUQUERQUE MUNICIPAL SCHOOL DISTRICT NO. 12
MONTESSORI OF THE RIO GRANDE
RECONCILIATION OF THE BALANCE SHEET - GOVERNMENTAL FUNDS
TO THE STATEMENT OF NET POSITION
June 30, 2014

Total Fund Balance - Governmental Funds (Governmental Fund Balance Sheet)	$	226,628
Amounts reported for governmental activities in the Statement of Net Position are different because:		
Capital assets used in governmental activities are not financial resources and, therefore, are not reported in the funds.		
The cost of capital assets is		197,708
Accumulated depreciation is		(118,707)
Total capital assets		79,001
Long-term and certain other liabilities are not due and payable in the current period and, therefore, are not reported as liabilities in the funds.		
Long-term and other liabilities at year end consist of:		
Compensated absences payable		-
Total long-term and other liabilities		-
Net position of governmental activities (Statement of Net Position)	$	305,629

The accompanying notes are an integral part of the financial statements.

Exhibit B-3

STATE OF NEW MEXICO
ALBUQUERQUE MUNICIPAL SCHOOL DISTRICT NO. 12
MONTESSORI OF THE RIO GRANDE
STATEMENT OF REVENUES, EXPENDITURES AND CHANGES IN
FUND BALANCES - GOVERNMENTAL FUNDS
Year Ended June 30, 2014

	11000 General	14000 Instructional Support	24106 IDEA-B Entitlement	24154 Teacher/Principal Training	26163 Golden Apple Foundation
REVENUES					
Property taxes	$ -	$ -	$ -	$ -	$ -
Local and county sources	357,741	-	-	-	1,200
State sources	1,321,455	12,868	-	-	-
Federal sources	-	-	17,252	9,034	-
Interest	-	-	-	-	-
Total revenues	1,679,196	12,868	17,252	9,034	1,200
EXPENDITURES					
Current:					
Instruction	1,081,927	20,540	-	9,034	1,573
Support services:					
Students	51,514	-	17,252	-	-
Instruction	-	-	-	-	-
General administration	10,856	-	-	-	-
School administration	196,075	-	-	-	-
Central services	105,375	-	-	-	-
Operation & maintenance of plant	119,861	-	-	-	-
Student transportation	-	-	-	-	-
Other support services	-	-	-	-	-
Operation of non-instructional services:					
Community services operations	86,958	-	-	-	-
Food services operations	-	-	-	-	-
Capital outlay	-	-	-	-	-
Total expenditures	1,652,566	20,540	17,252	9,034	1,573
Excess (deficiency) of revenues over (under) expenditures	26,630	(7,672)	-	-	(373)
Other financing sources (uses):					
Other financing uses	-	-	-	-	-
Total other financing sources (uses)	-	-	-	-	-
NET CHANGES IN FUND BALANCES	26,630	(7,672)	-	-	(373)
FUND BALANCES, BEGINNING OF YEAR	194,384	10,678	-	-	1,063
FUND BALANCES, END OF YEAR	$ 221,014	$ 3,006	$ -	$ -	$ 690

Exhibit B-3

STATE OF NEW MEXICO
ALBUQUERQUE MUNICIPAL SCHOOL DISTRICT NO. 12
MONTESSORI OF THE RIO GRANDE
STATEMENT OF REVENUES, EXPENDITURES AND CHANGES IN
FUND BALANCES - GOVERNMENTAL FUNDS
Year Ended June 30, 2014

	27107 Library GO Bonds	27114 NM Reads to Lead K-3	27171 2010 GOB Instructional	27185 Next Generation Assessments	29102 Private Direct Grants
REVENUES					
Property taxes	$ -	$ -	$ -	$ -	$ -
Local and county sources	-	-	-	-	5,000
State sources	3,243	31,926	4,276	6,035	-
Federal sources	-	-	-	-	-
Interest	-	-	-	-	-
Total revenues	3,243	31,926	4,276	6,035	5,000
EXPENDITURES					
Current:					
Instruction	-	31,926	4,276	-	3,082
Support services:					
Students	-	-	-	-	-
Instruction	3,243	-	-	6,035	-
General administration	-	-	-	-	-
School administration	-	-	-	-	-
Central services	-	-	-	-	-
Operation & maintenance of plant	-	-	-	-	-
Student transportation	-	-	-	-	-
Other support services	-	-	-	-	-
Operation of non-instructional services:					
Community services operations	-	-	-	-	-
Food services operations	-	-	-	-	-
Capital outlay	-	-	-	-	-
Total expenditures	3,243	31,926	4,276	6,035	3,082
Excess (deficiency) of revenues over (under) expenditures	-	-	-	-	1,918
Other financing sources (uses):					
Other financing uses	-	-	-	-	-
Total other financing sources (uses)	-	-	-	-	-
NET CHANGES IN FUND BALANCES	-	-	-	-	1,918
FUND BALANCES, BEGINNING OF YEAR	-	-	-	-	-
FUND BALANCES, END OF YEAR	$ -	$ -	$ -	$ -	$ 1,918

STATE OF NEW MEXICO
ALBUQUERQUE MUNICIPAL SCHOOL DISTRICT NO. 12
MONTESSORI OF THE RIO GRANDE
STATEMENT OF REVENUES, EXPENDITURES AND CHANGES IN
FUND BALANCES - GOVERNMENTAL FUNDS
Year Ended June 30, 2014

	31200 Public School Capital Outlay	31600 HB33 Capital Improvements	31700 SB9 Capital Improvements	Total Primary Government
REVENUES				
Property taxes	$ -	$ 115,816	$ 1,527	$ 117,343
Local and county sources	-	-	-	363,941
State sources	116,891	-	4,571	1,501,265
Federal sources	-	-	-	26,286
Interest	-	-	-	-
Total revenues	116,891	115,816	6,098	2,008,835
EXPENDITURES				
Current:				
Instruction	-	-	-	1,152,358
Support services:				
Students	-	-	-	68,766
Instruction	-	-	-	9,278
General administration	-	-	-	10,856
School administration	-	-	-	196,075
Central services	-	-	-	105,375
Operation & maintenance of plant	-	-	-	119,861
Student transportation	-	-	-	-
Other support services	-	-	-	-
Operation of non-instructional services:				
Community services operations	-	-	-	86,958
Food services operations	-	-	-	-
Capital outlay	116,891	115,816	6,098	238,805
Total expenditures	116,891	115,816	6,098	1,988,332
Excess (deficiency) of revenues over (under) expenditures	-	-	-	20,503
Other financing sources (uses):				
Other financing uses	-	-	-	-
Total other financing sources (uses)	-	-	-	-
NET CHANGES IN FUND BALANCES	-	-	-	20,503
FUND BALANCES, BEGINNING OF YEAR	-	-	-	206,125
FUND BALANCES, END OF YEAR	$ -	$ -	$ -	$ 226,628

The accompanying notes are an integral part of the financial statements.

STATE OF NEW MEXICO
ALBUQUERQUE MUNICIPAL SCHOOL DISTRICT NO. 12
MONTESSORI OF THE RIO GRANDE
RECONCILIATION OF THE STATEMENT OF REVENUES, EXPENDITURES, AND CHANGES IN FUND BALANCES - GOVERNMENTAL FUNDS TO THE STATEMENT OF ACTIVITIES
Year Ended June 30, 2014

Net Changes in Fund Balances - Total Governmental Funds (Statement of Revenues, Expenditures, and Changes in Fund Balances)	$ 20,503
Amounts reported for governmental activities in the Statement of Activities are different because:	
In the Statement of Activities, certain operating expenses - compensated absences (sick and annual leave) are measured by the amounts earned during the year. In the Governmental Funds, however, expenditures for these items are measured by the amounts of financial resources used (essentially, the amounts actually paid).	
The decrease in compensated absences for the fiscal year was:	-
Governmental Funds report capital outlays as expenditures. However, in the Statement of Activities, the cost of those assets is allocated over their estimated useful lives and reported as depreciation expense. In the current period, these amounts were:	
Capital outlay	-
Depreciation expense	(11,928)
Excess of depreciation expense over capital outlay	(11,928)
Loss/Adjustments on transfer of assets	(327,037)
Change in net position of governmental activities (Statement of Activities)	$ (318,462)

The accompanying notes are an integral part of the financial statements.

STATE OF NEW MEXICO
ALBUQUERQUE MUNICIPAL SCHOOL DISTRICT NO. 12
MONTESSORI OF THE RIO GRANDE
GENERAL FUND (FUND 11000)
STATEMENT OF REVENUES, EXPENDITURES AND CHANGES IN
FUND BALANCE - BUDGET (BUDGETARY BASIS) AND ACTUAL
Year Ended June 30, 2014

	Budgeted Amounts		Actual Amounts	Variance From Final Budget
	Original	Final	(Budgetary Basis)	Positive (Negative)
REVENUES				
Local and county sources	$ 303,000	$ 303,000	$ 357,741	$ 54,741
State sources	1,314,028	1,321,455	1,321,455	-
Federal sources	-	-	-	-
Interest	-	-	-	-
TOTAL REVENUES	1,617,028	1,624,455	1,679,196	54,741
EXPENDITURES				
Current:				
Instruction	1,180,628	1,126,978	1,081,927	45,051
Support Services:				
Students	24,100	80,484	51,514	28,970
Instruction	-	-	-	-
General administration	18,500	18,500	10,855	7,645
School administration	188,500	206,500	196,076	10,424
Central services	100,500	112,500	105,375	7,125
Operation & maintenance of plant	131,060	183,487	119,861	63,626
Student transportation	-	-	-	-
Other support services	-	-	-	-
Operation of non-instructional services:				
Community services operations	78,740	90,390	86,958	3,432
Food services operations	-	-	-	-
Capital outlay	-	-	-	-
TOTAL EXPENDITURES	1,722,028	1,818,839	1,652,566	166,273
EXCESS (DEFICIENCY) OF REVENUES OVER (UNDER) EXPENDITURES	(105,000)	(194,384)	26,630	(221,014)
DESIGNATED CASH	105,000	194,384	-	(194,384)
NET CHANGES IN FUND BALANCES	$ -	$ -	26,630	$ 26,630
RECONCILIATION TO GAAP BASIS				
Adjustments to revenues			-	
Adjustments to expenditures			-	
NET CHANGES IN FUND BALANCES			$ 26,630	

The accompanying notes are an integral part of the financial statements.

STATE OF NEW MEXICO
ALBUQUERQUE MUNICIPAL SCHOOL DISTRICT NO. 12
MONTESSORI OF THE RIO GRANDE
INSTRUCTIONAL SUPPORT (FUND 14000)
STATEMENT OF REVENUES, EXPENDITURES AND CHANGES IN
FUND BALANCE - BUDGET (BUDGETARY BASIS) AND ACTUAL
Year Ended June 30, 2014

	Budgeted Amounts		Actual Amounts	Variance From Final Budget
	Original	Final	(Budgetary Basis)	Positive (Negative)
REVENUES				
Local and county sources	$ -	$ -	$ -	$ -
State sources	-	10,656	12,868	2,212
Federal sources	-	-	-	-
Interest	-	-	-	-
TOTAL REVENUES	-	10,656	12,868	2,212
EXPENDITURES				
Current:				
Instruction	-	21,334	20,540	794
Support Services:				
Students	-	-	-	-
Instruction	-	-	-	-
General administration	-	-	-	-
School administration	-	-	-	-
Central services	-	-	-	-
Operation & maintenance of plant	-	-	-	-
Student transportation	-	-	-	-
Other support services	-	-	-	-
Operation of non-instructional services:				
Community services operations	-	-	-	-
Food services operations	-	-	-	-
Capital outlay	-	-	-	-
TOTAL EXPENDITURES	-	21,334	20,540	794
EXCESS (DEFICIENCY) OF REVENUES OVER (UNDER) EXPENDITURES	-	(10,678)	(7,672)	(3,006)
DESIGNATED CASH	-	10,678	-	(10,678)
NET CHANGES IN FUND BALANCES	$ -	$ -	(7,672)	$ (7,672)
RECONCILIATION TO GAAP BASIS				
Adjustments to revenues			-	
Adjustments to expenditures			-	
NET CHANGES IN FUND BALANCES			$ (7,672)	

The accompanying notes are an integral part of the financial statements.

STATE OF NEW MEXICO
ALBUQUERQUE MUNICIPAL SCHOOL DISTRICT NO. 12
MONTESSORI OF THE RIO GRANDE
IDEA-B ENTITLEMENT (FUND 24106)
STATEMENT OF REVENUES, EXPENDITURES AND CHANGES IN
FUND BALANCE - BUDGET (BUDGETARY BASIS) AND ACTUAL
Year Ended June 30, 2014

	Budgeted Amounts		Actual Amounts	Variance From Final Budget
	Original	Final	(Budgetary Basis)	Positive (Negative)
REVENUES				
Local and county sources	$ -	$ -	$ -	$ -
State sources	-	-	-	-
Federal sources	-	17,252	17,252	-
Interest	-	-	-	-
TOTAL REVENUES	-	17,252	17,252	-
EXPENDITURES				
Current:				
Instruction	-	-	-	-
Support Services:				
Students	-	17,252	17,252	-
Instruction	-	-	-	-
General administration	-	-	-	-
School administration	-	-	-	-
Central services	-	-	-	-
Operation & maintenance of plant	-	-	-	-
Student transportation	-	-	-	-
Other support services	-	-	-	-
Operation of non-instructional services:				
Community services operations	-	-	-	-
Food services operations	-	-	-	-
Capital outlay	-	-	-	-
TOTAL EXPENDITURES	-	17,252	17,252	-
EXCESS (DEFICIENCY) OF REVENUES OVER (UNDER) EXPENDITURES	-	-	-	-
DESIGNATED CASH	-	-	-	-
NET CHANGES IN FUND BALANCES	$ -	$ -	-	$ -
RECONCILIATION TO GAAP BASIS				
Adjustments to revenues			-	
Adjustments to expenditures			-	
NET CHANGES IN FUND BALANCES			$ -	

The accompanying notes are an integral part of the financial statements.

STATE OF NEW MEXICO
ALBUQUERQUE MUNICIPAL SCHOOL DISTRICT NO. 12
MONTESSORI OF THE RIO GRANDE
TEACHER/PRINCIPAL TRAINING (FUND 24154)
STATEMENT OF REVENUES, EXPENDITURES AND CHANGES IN
FUND BALANCE - BUDGET (BUDGETARY BASIS) AND ACTUAL
Year Ended June 30, 2014

	Budgeted Amounts		Actual Amounts	Variance From Final Budget
	Original	Final	(Budgetary Basis)	Positive (Negative)
REVENUES				
Local and county sources	$ -	$ -	$ -	$ -
State sources	-	-	-	-
Federal sources	9,034	9,034	9,034	-
Interest	-	-	-	-
TOTAL REVENUES	9,034	9,034	9,034	-
EXPENDITURES				
Current:				
Instruction	9,034	9,034	9,034	-
Support Services:				
Students	-	-	-	-
Instruction	-	-	-	-
General administration	-	-	-	-
School administration	-	-	-	-
Central services	-	-	-	-
Operation & maintenance of plant	-	-	-	-
Student transportation	-	-	-	-
Other support services	-	-	-	-
Operation of non-instructional services:				
Community services operations	-	-	-	-
Food services operations	-	-	-	-
Capital outlay	-	-	-	-
TOTAL EXPENDITURES	9,034	9,034	9,034	-
EXCESS (DEFICIENCY) OF REVENUES OVER (UNDER) EXPENDITURES	-	-	-	-
DESIGNATED CASH	-	-	-	-
NET CHANGES IN FUND BALANCES	$ -	$ -	-	$ -
RECONCILIATION TO GAAP BASIS				
Adjustments to revenues			-	
Adjustments to expenditures			-	
NET CHANGES IN FUND BALANCES			$ -	

The accompanying notes are an integral part of the financial statements.

STATE OF NEW MEXICO
ALBUQUERQUE MUNICIPAL SCHOOL DISTRICT NO. 12
MONTESSORI OF THE RIO GRANDE
GOLDEN APPLE FOUNDATION (FUND 26163)
STATEMENT OF REVENUES, EXPENDITURES AND CHANGES IN
FUND BALANCE - BUDGET (BUDGETARY BASIS) AND ACTUAL
Year Ended June 30, 2014

	Budgeted Amounts		Actual Amounts	Variance From Final Budget
	Original	Final	(Budgetary Basis)	Positive (Negative)
REVENUES				
Local and county sources	$ -	$ 1,200	$ 1,200	$ -
State sources	-	-	-	-
Federal sources	-	-	-	-
Interest	-	-	-	-
TOTAL REVENUES	-	1,200	1,200	-
EXPENDITURES				
Current:				
Instruction	-	2,263	1,573	690
Support Services:				
Students	-	-	-	-
Instruction	-	-	-	-
General administration	-	-	-	-
School administration	-	-	-	-
Central services	-	-	-	-
Operation & maintenance of plant	-	-	-	-
Student transportation	-	-	-	-
Other support services	-	-	-	-
Operation of non-instructional services:				
Community services operations	-	-	-	-
Food services operations	-	-	-	-
Capital outlay	-	-	-	-
TOTAL EXPENDITURES	-	2,263	1,573	690
EXCESS (DEFICIENCY) OF REVENUES OVER (UNDER) EXPENDITURES	-	(1,063)	(373)	(690)
DESIGNATED CASH	-	1,063	-	(1,063)
NET CHANGES IN FUND BALANCES	$ -	$ -	(373)	$ (373)
RECONCILIATION TO GAAP BASIS				
Adjustments to revenues			-	
Adjustments to expenditures			-	
NET CHANGES IN FUND BALANCES			$ (373)	

The accompanying notes are an integral part of the financial statements.

STATE OF NEW MEXICO
ALBUQUERQUE MUNICIPAL SCHOOL DISTRICT NO. 12
MONTESSORI OF THE RIO GRANDE
LIBRARY GO BOND (FUND 27107)
STATEMENT OF REVENUES, EXPENDITURES AND CHANGES IN
FUND BALANCE - BUDGET (BUDGETARY BASIS) AND ACTUAL
Year Ended June 30, 2014

	Budgeted Amounts		Actual Amounts	Variance From Final Budget
	Original	Final	(Budgetary Basis)	Positive (Negative)
REVENUES				
Local and county sources	$ -	$ -	$ -	$ -
State sources	3,243	3,243	3,243	-
Federal sources	-	-	-	-
Interest	-	-	-	-
TOTAL REVENUES	3,243	3,243	3,243	-
EXPENDITURES				
Current:				
Instruction	3,243	-	-	-
Support Services:				
Students	-	-	-	-
Instruction	-	3,243	3,243	-
General administration	-	-	-	-
School administration	-	-	-	-
Central services	-	-	-	-
Operation & maintenance of plant	-	-	-	-
Student transportation	-	-	-	-
Other support services	-	-	-	-
Operation of non-instructional services:				
Community services operations	-	-	-	-
Food services operations	-	-	-	-
Capital outlay	-	-	-	-
TOTAL EXPENDITURES	3,243	3,243	3,243	-
EXCESS (DEFICIENCY) OF REVENUES OVER (UNDER) EXPENDITURES	-	-	-	-
DESIGNATED CASH	-	-	-	-
NET CHANGES IN FUND BALANCES	$ -	$ -	-	$ -
RECONCILIATION TO GAAP BASIS				
Adjustments to revenues			-	
Adjustments to expenditures			-	
NET CHANGES IN FUND BALANCES			$ -	

The accompanying notes are an integral part of the financial statements.

STATE OF NEW MEXICO
ALBUQUERQUE MUNICIPAL SCHOOL DISTRICT NO. 12
MONTESSORI OF THE RIO GRANDE
NM READS TO LEAD K-3 (FUND 27114)
STATEMENT OF REVENUES, EXPENDITURES AND CHANGES IN
FUND BALANCE - BUDGET (BUDGETARY BASIS) AND ACTUAL
Year Ended June 30, 2014

	Budgeted Amounts		Actual Amounts	Variance From Final Budget
	Original	Final	(Budgetary Basis)	Positive (Negative)
REVENUES				
Local and county sources	$ -	$ -	$ -	$ -
State sources	-	31,926	31,926	-
Federal sources	-	-	-	-
Interest	-	-	-	-
TOTAL REVENUES	-	31,926	31,926	-
EXPENDITURES				
Current:				
Instruction	-	31,926	31,926	-
Support Services:				
Students	-	-	-	-
Instruction	-	-	-	-
General administration	-	-	-	-
School administration	-	-	-	-
Central services	-	-	-	-
Operation & maintenance of plant	-	-	-	-
Student transportation	-	-	-	-
Other support services	-	-	-	-
Operation of non-instructional services:				
Community services operations	-	-	-	-
Food services operations	-	-	-	-
Capital outlay	-	-	-	-
TOTAL EXPENDITURES	-	31,926	31,926	-
EXCESS (DEFICIENCY) OF REVENUES OVER (UNDER) EXPENDITURES	-	-	-	-
DESIGNATED CASH	-	-	-	-
NET CHANGES IN FUND BALANCES	$ -	$ -	-	$ -
RECONCILIATION TO GAAP BASIS				
Adjustments to revenues			-	
Adjustments to expenditures			-	
NET CHANGES IN FUND BALANCES			$ -	

The accompanying notes are an integral part of the financial statements.

STATE OF NEW MEXICO
ALBUQUERQUE MUNICIPAL SCHOOL DISTRICT NO. 12
MONTESSORI OF THE RIO GRANDE
2010 GOB INSTRUCTIONAL (FUND 27171)
STATEMENT OF REVENUES, EXPENDITURES AND CHANGES IN
FUND BALANCE - BUDGET (BUDGETARY BASIS) AND ACTUAL
Year Ended June 30, 2014

	Budgeted Amounts		Actual Amounts	Variance From Final Budget
	Original	Final	(Budgetary Basis)	Positive (Negative)
REVENUES				
Local and county sources	$ -	$ -	$ -	$ -
State sources	4,277	4,277	4,276	(1)
Federal sources	-	-	-	-
Interest	-	-	-	-
TOTAL REVENUES	4,277	4,277	4,276	(1)
EXPENDITURES				
Current:				
Instruction	4,277	4,277	4,276	1
Support Services:				
Students	-	-	-	-
Instruction	-	-	-	-
General administration	-	-	-	-
School administration	-	-	-	-
Central services	-	-	-	-
Operation & maintenance of plant	-	-	-	-
Student transportation	-	-	-	-
Other support services	-	-	-	-
Operation of non-instructional services:				
Community services operations	-	-	-	-
Food services operations	-	-	-	-
Capital outlay	-	-	-	-
TOTAL EXPENDITURES	4,277	4,277	4,276	1
EXCESS (DEFICIENCY) OF REVENUES OVER (UNDER) EXPENDITURES	-	-	-	-
DESIGNATED CASH	-	-	-	-
NET CHANGES IN FUND BALANCES	$ -	$ -	-	$ -
RECONCILIATION TO GAAP BASIS				
Adjustments to revenues			-	
Adjustments to expenditures			-	
NET CHANGES IN FUND BALANCES			$ -	

The accompanying notes are an integral part of the financial statements.

STATE OF NEW MEXICO
ALBUQUERQUE MUNICIPAL SCHOOL DISTRICT NO. 12
MONTESSORI OF THE RIO GRANDE
NEXT GENERATION ASSESSMENTS (FUND 27185)
STATEMENT OF REVENUES, EXPENDITURES AND CHANGES IN
FUND BALANCE - BUDGET (BUDGETARY BASIS) AND ACTUAL
Year Ended June 30, 2014

	Budgeted Amounts		Actual Amounts	Variance From Final Budget
	Original	Final	(Budgetary Basis)	Positive (Negative)
REVENUES				
Local and county sources	$ -	$ -	$ -	$ -
State sources	-	6,035	6,035	-
Federal sources	-	-	-	-
Interest	-	-	-	-
TOTAL REVENUES	-	6,035	6,035	-
EXPENDITURES				
Current:				
Instruction	-	-	-	-
Support Services:				
Students	-	-	-	-
Instruction	-	6,035	6,035	-
General administration	-	-	-	-
School administration	-	-	-	-
Central services	-	-	-	-
Operation & maintenance of plant	-	-	-	-
Student transportation	-	-	-	-
Other support services	-	-	-	-
Operation of non-instructional services:				
Community services operations	-	-	-	-
Food services operations	-	-	-	-
Capital outlay	-	-	-	-
TOTAL EXPENDITURES	-	6,035	6,035	-
EXCESS (DEFICIENCY) OF REVENUES OVER (UNDER) EXPENDITURES	-	-	-	-
DESIGNATED CASH	-	-	-	-
NET CHANGES IN FUND BALANCES	$ -	$ -	-	$ -
RECONCILIATION TO GAAP BASIS				
Adjustments to revenues			-	
Adjustments to expenditures			-	
NET CHANGES IN FUND BALANCES			$ -	

The accompanying notes are an integral part of the financial statements.

STATE OF NEW MEXICO
ALBUQUERQUE MUNICIPAL SCHOOL DISTRICT NO. 12
MONTESSORI OF THE RIO GRANDE
PRIVATE DIRECT GRANTS (FUND 29102)
STATEMENT OF REVENUES, EXPENDITURES AND CHANGES IN
FUND BALANCE - BUDGET (BUDGETARY BASIS) AND ACTUAL
Year Ended June 30, 2014

	Budgeted Amounts		Actual Amounts	Variance From Final Budget
	Original	Final	(Budgetary Basis)	Positive (Negative)
REVENUES				
Local and county sources	$ -	$ 5,000	$ 5,000	$ -
State sources	-	-	-	-
Federal sources	-	-	-	-
Interest	-	-	-	-
TOTAL REVENUES	-	5,000	5,000	-
EXPENDITURES				
Current:				
Instruction	-	5,000	3,082	1,918
Support Services:				
Students	-	-	-	-
Instruction	-	-	-	-
General administration	-	-	-	-
School administration	-	-	-	-
Central services	-	-	-	-
Operation & maintenance of plant	-	-	-	-
Student transportation	-	-	-	-
Other support services	-	-	-	-
Operation of non-instructional services:				
Community services operations	-	-	-	-
Food services operations	-	-	-	-
Capital outlay	-	-	-	-
TOTAL EXPENDITURES	-	5,000	3,082	1,918
EXCESS (DEFICIENCY) OF REVENUES OVER (UNDER) EXPENDITURES	-	-	1,918	(1,918)
DESIGNATED CASH	-	-	-	-
NET CHANGES IN FUND BALANCES	$ -	$ -	1,918	$ 1,918
RECONCILIATION TO GAAP BASIS				
Adjustments to revenues			-	
Adjustments to expenditures			-	
NET CHANGES IN FUND BALANCES			$ 1,918	

The accompanying notes are an integral part of the financial statements.

STATE OF NEW MEXICO
ALBUQUERQUE MUNICIPAL SCHOOL DISTRICT NO. 12
MONTESSORI OF THE RIO GRANDE
PUBLIC SCHOOL CAPITAL OUTLAY (FUND 31200)
STATEMENT OF REVENUES, EXPENDITURES AND CHANGES IN
FUND BALANCE - BUDGET (BUDGETARY BASIS) AND ACTUAL
Year Ended June 30, 2014

	Budgeted Amounts		Actual Amounts	Variance From Final Budget
	Original	Final	(Budgetary Basis)	Positive (Negative)
REVENUES				
Local and county sources	$ -	$ -	$ -	$ -
State sources	-	116,891	116,891	-
Federal sources	-	-	-	-
Interest	-	-	-	-
TOTAL REVENUES	-	116,891	116,891	-
EXPENDITURES				
Current:				
Instruction	-	-	-	-
Support Services:				
Students	-	-	-	-
Instruction	-	-	-	-
General administration	-	-	-	-
School administration	-	-	-	-
Central services	-	-	-	-
Operation & maintenance of plant	-	-	-	-
Student transportation	-	-	-	-
Other support services	-	-	-	-
Operation of non-instructional services:				
Community services operations	-	-	-	-
Food services operations	-	-	-	-
Capital outlay	-	116,891	116,891	-
TOTAL EXPENDITURES	-	116,891	116,891	-
EXCESS (DEFICIENCY) OF REVENUES OVER (UNDER) EXPENDITURES	-	-	-	-
DESIGNATED CASH	-	-	-	-
NET CHANGES IN FUND BALANCES	$ -	$ -	-	$ -
RECONCILIATION TO GAAP BASIS				
Adjustments to revenues			-	
Adjustments to expenditures			-	
NET CHANGES IN FUND BALANCES			$ -	

The accompanying notes are an integral part of the financial statements.

STATE OF NEW MEXICO
ALBUQUERQUE MUNICIPAL SCHOOL DISTRICT NO. 12
MONTESSORI OF THE RIO GRANDE
HB33 CAPITAL IMPROVEMENTS (FUND 31600)
STATEMENT OF REVENUES, EXPENDITURES AND CHANGES IN
FUND BALANCE - BUDGET (BUDGETARY BASIS) AND ACTUAL
Year Ended June 30, 2014

	Budgeted Amounts		Actual Amounts	Variance From Final Budget
	Original	Final	(Budgetary Basis)	Positive (Negative)
REVENUES				
Local and county sources	$ 116,986	$ 116,986	$ 116,396	$ (590)
State sources	-	-	-	-
Federal sources	-	-	-	-
Interest	-	-	-	-
TOTAL REVENUES	116,986	116,986	116,396	(590)
EXPENDITURES				
Current:				
Instruction	-	-	-	-
Support Services:				
Students	-	-	-	-
Instruction	-	-	-	-
General administration	1,170	1,170	-	1,170
School administration	-	-	-	-
Central services	-	-	-	-
Operation & maintenance of plant	-	-	-	-
Student transportation	-	-	-	-
Other support services	-	-	-	-
Operation of non-instructional services:				
Community services operations	-	-	-	-
Food services operations	-	-	-	-
Capital outlay	115,816	115,816	115,816	-
TOTAL EXPENDITURES	116,986	116,986	115,816	1,170
EXCESS (DEFICIENCY) OF REVENUES OVER (UNDER) EXPENDITURES	-	-	580	(580)
DESIGNATED CASH	-	-	-	-
NET CHANGES IN FUND BALANCES	$ -	$ -	580	$ 580
RECONCILIATION TO GAAP BASIS				
Adjustments to revenues			(580)	
Adjustments to expenditures			-	
NET CHANGES IN FUND BALANCES			$ -	

The accompanying notes are an integral part of the financial statements.

STATE OF NEW MEXICO
ALBUQUERQUE MUNICIPAL SCHOOL DISTRICT NO. 12
MONTESSORI OF THE RIO GRANDE
SB9 CAPITAL IMPROVEMENTS (FUND 31700)
STATEMENT OF REVENUES, EXPENDITURES AND CHANGES IN
FUND BALANCE - BUDGET (BUDGETARY BASIS) AND ACTUAL
Year Ended June 30, 2014

	Budgeted Amounts		Actual Amounts	Variance From Final Budget
	Original	Final	(Budgetary Basis)	Positive (Negative)
REVENUES				
Local and county sources	$ -	$ 58,584	$ 55,671	$ (2,913)
State sources	-	4,571	4,571	-
Federal sources	-	-	-	-
Interest	-	-	-	-
TOTAL REVENUES	-	63,155	60,242	(2,913)
EXPENDITURES				
Current:				
Instruction	-	-	-	-
Support Services:				
Students	-	-	-	-
Instruction	-	-	-	-
General administration	-	-	-	-
School administration	-	-	-	-
Central services	-	-	-	-
Operation & maintenance of plant	-	-	-	-
Student transportation	-	-	-	-
Other support services	-	-	-	-
Operation of non-instructional services:				
Community services operations	-	-	-	-
Food services operations	-	-	-	-
Capital outlay	-	63,155	6,098	57,057
TOTAL EXPENDITURES	-	63,155	6,098	57,057
EXCESS (DEFICIENCY) OF REVENUES OVER (UNDER) EXPENDITURES	-	-	54,144	(54,144)
DESIGNATED CASH	-	-	-	-
NET CHANGES IN FUND BALANCES	$ -	$ -	54,144	$ 54,144
RECONCILIATION TO GAAP BASIS				
Adjustments to revenues			(54,144)	
Adjustments to expenditures			-	
NET CHANGES IN FUND BALANCES			$ -	

The accompanying notes are an integral part of the financial statements.

STATE OF NEW MEXICO
ALBUQUERQUE MUNICIPAL SCHOOL DISTRICT NO. 12
MONTESSORI OF THE RIO GRANDE
SCHEDULE OF COLLATERAL PLEDGED BY DEPOSITORY
FOR PUBLIC FUNDS
June 30, 2014

Name of Depository	Description of Pledged Collateral	Fair/Par Market Value June 30, 2014	Safekeeping Agent
US Bank	FHLMC GOLD POOL G11311 Matures 10/01/2017	$ 78,522	US Bank
US Bank	FHLMC GOLD POOL L00015 Matures 09/01/2035	67,518	US Bank
US Bank	FHLMC GOLD POOL L00022 Matures 11/01/2035	151,314	US Bank
		$ 297,354	

The accompanying notes are an integral part of the financial statements.

STATE OF NEW MEXICO
ALBUQUERQUE MUNICIPAL SCHOOL DISTRICT NO. 12
MONTESSORI OF THE RIO GRANDE
SCHEDULE OF CASH AND CASH EQUIVALENTS
June 30, 2014

Operating account	$	358,185
Reconciling items		(76,833)
Reconciled balance at June 30, 2014		281,352
Less activity funds		-
Balance per Exhibit A-1	$	281,352

The accompanying notes are an integral part of the financial statements.

Schedule III

STATE OF NEW MEXICO
ALBUQUERQUE MUNICIPAL SCHOOL DISTRICT NO. 12
MONTESSORI OF THE RIO GRANDE
CASH RECONCILIATION
June 30, 2014

	Operational Account 11000	Pupil Transportation 13000	Instructional Materials 14000	Food Services 21000	Student Activity 23000	Projects Account 24000
June 30, 2013 Cash (Book Balance)	$ 194,384	$ -	$ 8,460	$ -	$ -	$ -
June 30, 2013 Payroll Liabilities	-	-	-	-	-	-
June 30, 2013 Temporary Interfund Loans	-	-	-	-	-	-
June 30, 2013 Adjustments/Reconciling Differences	-	-	-	-	-	-
June 30, 2013 Cash Available to Budget	194,384	-	8,460	-	-	-
2013-2014 Revenue	1,679,196	-	12,868	-	-	26,286
2013-2014 Expenditures	(1,652,566)	-	(20,540)	-	-	(26,286)
Permanent Cash Transfers/Reversions	-	-	-	-	-	-
Adjustments	-	-	2,198	-	-	-
June 30, 2014 Cash Available to Budget	221,014	-	3,006	-	-	-
June 30, 2014 Payroll Liabilities	-	-	-	-	-	-
June 30, 2014 Temporary Interfund Loans	-	-	-	-	-	-
June 30, 2014 Adjustments/Reconciling Differences	-	-	-	-	-	-
June 30, 2014 Cash (Book Balance)	$ 221,014	$ -	$ 3,006	$ -	$ -	$ -

STATE OF NEW MEXICO
ALBUQUERQUE MUNICIPAL SCHOOL DISTRICT NO. 12
MONTESSORI OF THE RIO GRANDE
CASH RECONCILIATION
June 30, 2014

	Direct Account 25000	Grants Fund 26000	State Flowthrough Fund 27000	State Direct Account 28000	Local/State Account 29000	Public School Capital Outlay 31200
June 30, 2013 Cash (Book Balance)	$ -	$ 1,063	$ -	$ -	$ -	$ -
June 30, 2013 Payroll Liabilities	-	-	-	-	-	-
June 30, 2013 Temporary Interfund Loans	-	-	-	-	-	-
June 30, 2013 Adjustments/Reconciling Differences	-	-	-	-	-	-
June 30, 2013 Cash Available to Budget	-	1,063	-	-	-	-
2013-2014 Revenue	-	1,200	45,480	-	5,000	116,891
2013-2014 Expenditures	-	(1,573)	(45,480)	-	(3,082)	(116,891)
Permanent Cash Transfers/Reversions	-	-	-	-	-	-
Adjustments	-	-	-	-	-	-
June 30, 2014 Cash Available to Budget	-	690	-	-	1,918	-
June 30, 2014 Payroll Liabilities	-	-	-	-	-	-
June 30, 2014 Temporary Interfund Loans	-	-	-	-	-	-
June 30, 2014 Adjustments/Reconciling Differences	-	-	-	-	-	-
June 30, 2014 Cash (Book Balance)	$ -	$ 690	$ -	$ -	$ 1,918	$ -

STATE OF NEW MEXICO
ALBUQUERQUE MUNICIPAL SCHOOL DISTRICT NO. 12
MONTESSORI OF THE RIO GRANDE
CASH RECONCILIATION
June 30, 2014

	Special Capital Outlay 31400	Capital Improve. HB 33 31600	Capital Improve. SB 9 31700	Total Primary Government
June 30, 2013 Cash (Book Balance)	$ -	$ -	$ -	$ 203,927
June 30, 2013 Payroll Liabilities	-	-	-	-
June 30, 2013 Temporary Interfund Loans	-	-	-	-
June 30, 2013 Adjustments/Reconciling Differences	-	-	-	-
June 30, 2013 Cash Available to Budget	-	-	-	203,927
2013-2014 Revenue	-	116,396	60,242	2,063,559
2013-2014 Expenditures	-	(115,816)	(6,098)	(1,988,332)
Permanent Cash Transfers/Reversions	-	-	-	-
Adjustments	-	-	-	2,198
June 30, 2014 Cash Available to Budget	-	580	54,144	281,352
June 30, 2014 Payroll Liabilities	-	-	-	-
June 30, 2014 Temporary Interfund Loans	-	-	-	-
June 30, 2014 Adjustments/Reconciling Differences	-	-	-	-
June 30, 2014 Cash (Book Balance)	$ -	$ 580	$ 54,144	$ 281,352

The accompanying notes are an integral part of the financial statements.

STATE OF NEW MEXICO
ALBUQUERQUE MUNICIPAL SCHOOL DISTRICT NO. 12
MOUNTAIN MAHOGANY COMMUNITY SCHOOL
STATEMENT OF NET POSITION
June 30, 2014

	Governmental Activities
ASSETS	
Cash and cash equivalents	$ 494,607
Receivables, net of allowance for uncollectibles:	
Due from other governments	13,130
Other accounts receivable	-
Prepaid expenses	-
Total current assets	507,737
NON-CURRENT ASSETS	
Capital assets:	
Land	945,000
Buildings and building improvements	1,253,685
Furniture, fixtures and equipment	49,745
Less: accumulated depreciation	(77,612)
Total non-current assets	2,170,818
TOTAL ASSETS	$ 2,678,555
LIABILITIES, DEFERRED INFLOWS OF RESOURCES AND NET POSITION	
Accrued liabilities	$ 123,018
Accounts payable	-
Due to other governments	-
Current portion of long-term debt - Lease purchase	63,203
Compensated absences	-
Total current liabilities	186,221
Long-term debt - Lease purchase	1,838,035
Total liabilities	2,024,256
Deferred inflows of resources	192,948
Net investment in capital assets	269,580
Restricted	13,072
Unrestricted (deficit)	178,699
Total net position (deficit)	461,351
TOTAL LIABILITIES, DEFERRED INFLOWS OF RESOURCES AND NET POSITION	$ 2,678,555

The accompanying notes are an integral part of the financial statements.

STATE OF NEW MEXICO
ALBUQUERQUE MUNICIPAL SCHOOL DISTRICT NO. 12
MOUNTAIN MAHOGANY COMMUNITY SCHOOL
STATEMENT OF ACTIVITIES
Year Ended June 30, 2014

		Program Revenues			
FUNCTIONS/PROGRAMS	Expenses	Charges for Services	Operating Grants and Contributions	Capital Grants and Contributions	Net Revenues (Expenses) and Changes in Net Position
Governmental activities:					
Instruction	$ 962,081	$ 187,973	$ 22,569	$ -	$ (751,539)
Support services:					
Students	99,037	-	66,131	-	(32,906)
Instruction	6,307	-	6,265	-	(42)
General Administration	107,422	-	-	-	(107,422)
School Administration	125,972	-	-	-	(125,972)
Central Services	86,844	-	-	-	(86,844)
Operation & Maintenance of Plant	76,504	-	-	-	(76,504)
Student Transportation	-	-	-	-	-
Operating of Non-instructional Services:					
Food Services Operations	29,230	-	31,128	-	1,898
Community Services Operations	-	-	-	-	-
Facilities, Materials, Supplies and Other Services	107,386	-	106,441	8,603	7,658
Interest expense - Lease purchase	39,272	-	-	-	(39,272)
TOTAL GOVERNMENTAL ACTIVITIES	$ 1,640,055	$ 187,973	$ 232,534	$ 8,603	(1,210,945)

GENERAL REVENUES	
State Equalization Guarantee	1,181,643
Property Taxes	224,346
Total general revenues	1,405,989
Change in net position	195,044
Net position, beginning of year	266,307
Net position, end of year	$ 461,351

The accompanying notes are an integral part of the financial statements.

Exhibit B-1

STATE OF NEW MEXICO
ALBUQUERQUE MUNICIPAL SCHOOL DISTRICT NO. 12
MOUNTAIN MAHOGANY COMMUNITY SCHOOL
BALANCE SHEET - GOVERNMENTAL FUNDS
June 30, 2014

	11000 General	14000 Instructional Materials	21000 Food Services	24106 IDEA-B Entitlement	24154 Teacher/Principal Training
ASSETS					
Cash and cash equivalents	$ 297,190	$ 6,221	$ 4,909	$ -	$ -
Accounts receivable:					
Due from other governments	-	-	-	-	1,519
Other accounts receivable	-	-	-	-	-
Due from other funds	4,172	-	-	-	-
Prepaid expenses	-	-	-	-	-
TOTAL ASSETS	$ 301,362	$ 6,221	$ 4,909	$ -	$ 1,519
LIABILITIES, DEFERRED INFLOWS OF RESOURCES AND FUND BALANCE					
Current liabilities:					
Accounts payable	$ -	$ -	$ -	$ -	$ -
Accrued liabilities	122,663	-	-	-	355
Due to other funds	-	-	-	-	1,164
Due to other governments	-	-	-	-	-
Total current liabilities	122,663	-	-	-	1,519
Deferred inflows of resources	-	-	-	-	-
Fund balances:					
Nonspendable	-	-	-	-	-
Restricted	-	6,221	4,909	-	-
Committed	9,705	-	-	-	-
Assigned	-	-	-	-	-
Unassigned (deficit)	168,994	-	-	-	-
Total fund balance (deficit)	178,699	6,221	4,909	-	-
LIABILITIES, DEFERRED INFLOWS OF RESOURCES AND FUND BALANCE	$ 301,362	$ 6,221	$ 4,909	$ -	$ 1,519

Exhibit B-1

STATE OF NEW MEXICO
ALBUQUERQUE MUNICIPAL SCHOOL DISTRICT NO. 12
MOUNTAIN MAHOGANY COMMUNITY SCHOOL
BALANCE SHEET - GOVERNMENTAL FUNDS
June 30, 2014

	26123 PNM Foundation	26163 Golden Apple Foundation	26195 Friends of Mountain Mahogany	27107 2010 Library GO Bonds	27185 Next Generation Assessments
ASSETS					
Cash and cash equivalents	$ 684	$ -	$ 1,258	$ -	$ -
Accounts receivable:					
Due from other governments	-	-	-	3,008	-
Other accounts receivable	-	-	-	-	-
Due from other funds	-	-	-	-	-
Prepaid expenses	-	-	-	-	-
TOTAL ASSETS	$ 684	$ -	$ 1,258	$ 3,008	$ -
LIABILITIES, DEFERRED INFLOWS OF RESOURCES AND FUND BALANCE					
Current liabilities:					
Accounts payable	$ -	$ -	$ -	$ -	$ -
Accrued liabilities	-	-	-	-	-
Due to other funds	-	-	-	3,008	-
Due to other governments	-	-	-	-	-
Total current liabilities	-	-	-	3,008	-
Deferred inflows of resources	-	-	-	-	-
Fund balances:					
Nonspendable	-	-	-	-	-
Restricted	684	-	1,258	-	-
Committed	-	-	-	-	-
Assigned	-	-	-	-	-
Unassigned (deficit)	-	-	-	-	-
Total fund balance (deficit)	684	-	1,258	-	-
LIABILITIES, DEFERRED INFLOWS OF RESOURCES AND FUND BALANCE	$ 684	$ -	$ 1,258	$ 3,008	$ -

Exhibit B-1

STATE OF NEW MEXICO
ALBUQUERQUE MUNICIPAL SCHOOL DISTRICT NO. 12
MOUNTAIN MAHOGANY COMMUNITY SCHOOL
BALANCE SHEET - GOVERNMENTAL FUNDS
June 30, 2014

	29102 Private Direct Grants	31200 Public School Capital Outlay	31600 HB33 Capital Improvements	31700 SB9 Capital Improvements	Total Primary Government
ASSETS					
Cash and cash equivalents	$ -	$ -	$ 168,552	$ 15,793	$ 494,607
Accounts receivable:					
Due from other governments	-	-	-	8,603	13,130
Other accounts receivable	-	-	-	-	-
Due from other funds	-	-	-	-	4,172
Prepaid expenses	-	-	-	-	-
TOTAL ASSETS	$ -	$ -	$ 168,552	$ 24,396	$ 511,909
LIABILITIES, DEFERRED INFLOWS OF RESOURCES AND FUND BALANCE					
Current liabilities:					
Accounts payable	$ -	$ -	$ -	$ -	$ -
Accrued liabilities	-	-	-	-	123,018
Due to other funds	-	-	-	-	4,172
Due to other governments	-	-	-	-	-
Total current liabilities	-	-	-	-	127,190
Deferred inflows of resources	-	-	168,552	24,396	192,948
Fund balances:					
Nonspendable	-	-	-	-	-
Restricted	-	-	-	-	13,072
Committed	-	-	-	-	9,705
Assigned	-	-	-	-	-
Unassigned (deficit)	-	-	-	-	168,994
Total fund balance (deficit)	-	-	-	-	191,771
LIABILITIES, DEFERRED INFLOWS OF RESOURCES AND FUND BALANCE	$ -	$ -	$ 168,552	$ 24,396	$ 511,909

The accompanying notes are an integral part of the financial statements.

STATE OF NEW MEXICO
ALBUQUERQUE MUNICIPAL SCHOOL DISTRICT NO. 12
MOUNTAIN MAHOGANY COMMUNITY SCHOOL
RECONCILIATION OF THE BALANCE SHEET - GOVERNMENTAL FUNDS
TO THE STATEMENT OF NET POSITION
June 30, 2014

Total Fund Balance - Governmental Funds (Governmental Fund Balance Sheet)	$ 191,771
Amounts reported for governmental activities in the Statement of Net Position are different because:	
Capital assets used in governmental activities are not financial resources and, therefore, are not reported in the funds.	
The cost of capital assets is	2,248,430
Accumulated depreciation is	(77,612)
Total capital assets	2,170,818
Long-term and certain other liabilities are not due and payable in the current period and, therefore, are not reported as liabilities in the funds.	
Long-term and other liabilities at year end consist of:	
Long-term debt - lease purchase	(1,901,238)
Total long-term and other liabilities	(1,901,238)
Net position of governmental activities (Statement of Net Position)	$ 461,351

The accompanying notes are an integral part of the financial statements.

Exhibit B-3

STATE OF NEW MEXICO
ALBUQUERQUE MUNICIPAL SCHOOL DISTRICT NO. 12
MOUNTAIN MAHOGANY COMMUNITY SCHOOL
STATEMENT OF REVENUES, EXPENDITURES AND CHANGES IN
FUND BALANCES - GOVERNMENTAL FUNDS
Year Ended June 30, 2014

	11000 General	14000 Instructional Materials	21000 Food Services	24106 IDEA-B Entitlement	24154 Teacher/Principal Training
REVENUES					
Property taxes	$ -	$ -	$ -	$ -	$ -
Local and county sources	187,973	-	8,568	-	-
State sources	1,181,643	12,216	-	-	-
Federal sources	-	-	22,560	66,131	9,353
Interest	-	-	-	-	-
Total revenues	1,369,616	12,216	31,128	66,131	9,353
EXPENDITURES					
Current:					
Instruction	931,017	18,239	-	-	9,353
Support services:					
Students	32,906	-	-	66,131	-
Instruction	42	-	-	-	-
General administration	106,860	-	-	-	-
School administration	125,972	-	-	-	-
Central services	86,844	-	-	-	-
Operation & maintenance of plant	69,393	-	-	-	-
Student transportation	-	-	-	-	-
Other support services	-	-	-	-	-
Operation of non-instructional services:					
Community services operations	-	-	-	-	-
Food services operations	-	-	29,230	-	-
Capital outlay	-	-	-	-	-
Lease purchase - principal payments	-	-	-	-	-
Lease purchase - interest payments	-	-	-	-	-
Total expenditures	1,353,034	18,239	29,230	66,131	9,353
Excess (deficiency) of revenues over (under) expenditures	16,582	(6,023)	1,898	-	-
Other financing sources (uses):					
Other financing sources - lease purchase	-	-	-	-	-
Total other financing sources (uses)	-	-	-	-	-
NET CHANGES IN FUND BALANCES	16,582	(6,023)	1,898	-	-
FUND BALANCES, BEGINNING OF YEAR	162,117	12,244	3,011	-	-
FUND BALANCES, END OF YEAR	$ 178,699	$ 6,221	$ 4,909	$ -	$ -

Exhibit B-3

STATE OF NEW MEXICO
ALBUQUERQUE MUNICIPAL SCHOOL DISTRICT NO. 12
MOUNTAIN MAHOGANY COMMUNITY SCHOOL
STATEMENT OF REVENUES, EXPENDITURES AND CHANGES IN
FUND BALANCES - GOVERNMENTAL FUNDS
Year Ended June 30, 2014

	26123 PNM Foundation	26163 Golden Apple Foundation	26195 Friends of Mountain Mahogany	27107 2010 Library GO Bonds	27185 Next Generation Assessments
REVENUES					
Property taxes	$ -	$ -	$ -	$ -	$ -
Local and county sources	-	1,000	-	-	-
State sources	-	-	-	3,008	3,257
Federal sources	-	-	-	-	-
Interest	-	-	-	-	-
Total revenues	-	1,000	-	3,008	3,257
EXPENDITURES					
Current:					
Instruction	-	1,000	-	-	-
Support services:					
Students	-	-	-	-	-
Instruction	-	-	-	3,008	3,257
General administration	-	-	-	-	-
School administration	-	-	-	-	-
Central services	-	-	-	-	-
Operation & maintenance of plant	-	-	-	-	-
Student transportation	-	-	-	-	-
Other support services	-	-	-	-	-
Operation of non-instructional services:					
Community services operations	-	-	-	-	-
Food services operations	-	-	-	-	-
Capital outlay	-	-	-	-	-
Lease purchase - principal payments	-	-	-	-	-
Lease purchase - interest payments	-	-	-	-	-
Total expenditures	-	1,000	-	3,008	3,257
Excess (deficiency) of revenues over (under) expenditures	-	-	-	-	-
Other financing sources (uses):					
Other financing sources - lease purchase	-	-	-	-	-
Total other financing sources (uses)	-	-	-	-	-
NET CHANGES IN FUND BALANCES	-	-	-	-	-
FUND BALANCES, BEGINNING OF YEAR	684	-	1,258	-	-
FUND BALANCES, END OF YEAR	$ 684	$ -	$ 1,258	$ -	$ -

Exhibit B-3

STATE OF NEW MEXICO
ALBUQUERQUE MUNICIPAL SCHOOL DISTRICT NO. 12
MOUNTAIN MAHOGANY COMMUNITY SCHOOL
STATEMENT OF REVENUES, EXPENDITURES AND CHANGES IN
FUND BALANCES - GOVERNMENTAL FUNDS
Year Ended June 30, 2014

	29102 Private Direct Grants	31200 Public School Capital Outlay	31600 HB33 Capital Improvements	31700 SB9 Capital Improvements	Total Primary Government
REVENUES					
Property taxes	$ -	$ -	$ 192,509	$ 31,837	$ 224,346
Local and county sources	-	-	-	-	197,541
State sources	-	106,441	-	8,603	1,315,168
Federal sources	-	-	-	-	98,044
Interest	-	-	-	-	-
Total revenues	-	106,441	192,509	40,440	1,835,099
EXPENDITURES					
Current:					
Instruction	2,472	-	-	-	962,081
Support services:					
Students	-	-	-	-	99,037
Instruction	-	-	-	-	6,307
General administration	-	-	-	562	107,422
School administration	-	-	-	-	125,972
Central services	-	-	-	-	86,844
Operation & maintenance of plant	7,111	-	-	-	76,504
Student transportation	-	-	-	-	-
Other support services	-	-	-	-	-
Operation of non-instructional services:					
Community services operations	-	-	-	-	-
Food services operations	-	-	-	-	29,230
Capital outlay	-	60,000	2,131,309	9,485	2,200,794
Lease purchase - principal payments	-	46,441	136,928	30,393	213,762
Lease purchase - interest payments	-	-	39,272	-	39,272
Total expenditures	9,583	106,441	2,307,509	40,440	3,947,225
Excess (deficiency) of revenues over (under) expenditures	(9,583)	-	(2,115,000)	-	(2,112,126)
Other financing sources (uses):					
Other financing sources - lease purchase	-	-	2,115,000	-	2,115,000
Total other financing sources (uses)	-	-	2,115,000	-	2,115,000
NET CHANGES IN FUND BALANCES	(9,583)	-	-	-	2,874
FUND BALANCES, BEGINNING OF YEAR	9,583	-	-	-	188,897
FUND BALANCES, END OF YEAR	$ -	$ -	$ -	$ -	$ 191,771

The accompanying notes are an integral part of the financial statements.

STATE OF NEW MEXICO
ALBUQUERQUE MUNICIPAL SCHOOL DISTRICT NO. 12
MOUNTAIN MAHOGANY COMMUNITY SCHOOL
RECONCILIATION OF THE STATEMENT OF REVENUES, EXPENDITURES, AND CHANGES IN FUND BALANCES - GOVERNMENTAL FUNDS TO THE STATEMENT OF ACTIVITIES
Year Ended June 30, 2014

Net Changes in Fund Balances - Total Governmental Funds (Statement of Revenues, Expenditures, and Changes in Fund Balances)	$ 2,874

Amounts reported for governmental activities in the Statement of Activities are different because:

In the Statement of Activities, certain operating expenses - compensated absences (sick and annual leave) are measured by the amounts earned during the year. In the Governmental Funds, however, expenditures for these items are measured by the amounts of financial resources used (essentially, the amounts actually paid).

The decrease in compensated absences for the fiscal year was:

Governmental Funds report capital outlays as expenditures. However, in the Statement of Activities, the cost of those assets is allocated over their estimated useful lives and reported as depreciation expense. In the current period, these amounts were:

Capital outlay	2,115,000
Depreciation expense	(21,592)
Excess of capital outlay depreciation expense	2,093,408
Proceeds from lease purchase	(2,115,000)
Lease purchase principal payments	213,762
Excess proceeds over payments	(1,901,238)
Change in net position of governmental activities (Statement of Activities)	$ 195,044

The accompanying notes are an integral part of the financial statements.

STATE OF NEW MEXICO
ALBUQUERQUE MUNICIPAL SCHOOL DISTRICT NO. 12
MOUNTAIN MAHOGANY COMMUNITY SCHOOL
GENERAL FUND (FUND 11000)
STATEMENT OF REVENUES, EXPENDITURES AND CHANGES IN
FUND BALANCE - BUDGET (BUDGETARY BASIS) AND ACTUAL
Year Ended June 30, 2014

	Budgeted Amounts		Actual Amounts	Variance From Final Budget
	Original	Final	(Budgetary Basis)	Positive (Negative)
REVENUES				
Local and county sources	$ 3,937	$ 167,937	$ 183,325	$ 15,388
State sources	1,181,643	1,181,643	1,181,643	-
Federal sources	-	-	-	-
Interest	-	-	-	-
TOTAL REVENUES	1,185,580	1,349,580	1,364,968	15,388
EXPENDITURES				
Current:				
Instruction	869,874	993,135	931,017	62,118
Support Services:			-	
Students	12,887	47,462	32,906	14,556
Instruction	-	50	42	8
General administration	51,363	110,183	106,860	3,323
School administration	145,215	130,215	125,972	4,243
Central services	75,206	94,006	86,844	7,162
Operation & maintenance of plant	127,166	83,105	69,393	13,712
Student transportation	-	-	-	-
Other support services	-	-	-	-
Operation of non-instructional services:				
Community services operations	-	-	-	-
Food services operations	-	-	-	-
Capital outlay	-	-	-	-
TOTAL EXPENDITURES	1,281,711	1,458,156	1,353,034	105,122
EXCESS (DEFICIENCY) OF REVENUES OVER (UNDER) EXPENDITURES	(96,131)	(108,576)	11,934	(120,510)
DESIGNATED CASH	96,131	108,576	-	(108,576)
NET CHANGES IN FUND BALANCES	$ -	$ -	11,934	$ 11,934
RECONCILIATION TO GAAP BASIS				
Adjustments to revenues			4,648	
Adjustments to expenditures			-	
NET CHANGES IN FUND BALANCES			$ 16,582	

The accompanying notes are an integral part of the financial statements.

STATE OF NEW MEXICO
ALBUQUERQUE MUNICIPAL SCHOOL DISTRICT NO. 12
MOUNTAIN MAHOGANY COMMUNITY SCHOOL
INSTRUCTIONAL MATERIALS FUND (FUND 14000)
STATEMENT OF REVENUES, EXPENDITURES AND CHANGES IN
FUND BALANCE - BUDGET (BUDGETARY BASIS) AND ACTUAL
Year Ended June 30, 2014

	Budgeted Amounts		Actual Amounts	Variance From Final Budget
	Original	Final	(Budgetary Basis)	Positive (Negative)
REVENUES				
Local and county sources	$ -	$ -	$ -	$ -
State sources	10,960	10,960	16,744	5,784
Federal sources	-	-	-	-
Interest	-	-	-	-
TOTAL REVENUES	10,960	10,960	16,744	5,784
EXPENDITURES				
Current:				
Instruction	18,239	18,239	18,239	-
Support Services:				
Students	-	-	-	-
Instruction	-	-	-	-
General administration	-	-	-	-
School administration	-	-	-	-
Central services	-	-	-	-
Operation & maintenance of plant	-	-	-	-
Student transportation	-	-	-	-
Other support services	-	-	-	-
Operation of non-instructional services:				
Community services operations	-	-	-	-
Food services operations	-	-	-	-
Capital outlay	-	-	-	-
TOTAL EXPENDITURES	18,239	18,239	18,239	-
EXCESS (DEFICIENCY) OF REVENUES OVER (UNDER) EXPENDITURES	(7,279)	(7,279)	(1,495)	(5,784)
DESIGNATED CASH	7,279	7,279	-	(7,279)
NET CHANGES IN FUND BALANCES	$ -	$ -	(1,495)	$ (1,495)
RECONCILIATION TO GAAP BASIS				
Adjustments to revenues			(4,528)	
Adjustments to expenditures			-	
NET CHANGES IN FUND BALANCES			$ (6,023)	

The accompanying notes are an integral part of the financial statements.

STATE OF NEW MEXICO
ALBUQUERQUE MUNICIPAL SCHOOL DISTRICT NO. 12
MOUNTAIN MAHOGANY COMMUNITY SCHOOL
FOOD SERVICES (FUND 21000)
STATEMENT OF REVENUES, EXPENDITURES AND CHANGES IN
FUND BALANCE - BUDGET (BUDGETARY BASIS) AND ACTUAL
Year Ended June 30, 2014

	Budgeted Amounts		Actual Amounts	Variance From Final Budget
	Original	Final	(Budgetary Basis)	Positive (Negative)
REVENUES				
Local and county sources	$ 12,000	$ 12,000	$ 8,568	$ (3,432)
State sources	-	-	-	-
Federal sources	23,000	23,000	22,560	(440)
Interest	-	-	-	-
TOTAL REVENUES	35,000	35,000	31,128	(3,872)
EXPENDITURES				
Current:				
Instruction	-	-	-	-
Support Services:				
Students	-	-	-	-
Instruction	-	-	-	-
General administration	-	-	-	-
School administration	-	-	-	-
Central services	-	-	-	-
Operation & maintenance of plant	-	-	-	-
Student transportation	-	-	-	-
Other support services	-	-	-	-
Operation of non-instructional services:				
Community services operations	-	-	-	-
Food services operations	35,000	35,000	29,230	5,770
Capital outlay	-	-	-	-
TOTAL EXPENDITURES	35,000	35,000	29,230	5,770
EXCESS (DEFICIENCY) OF REVENUES OVER (UNDER) EXPENDITURES	-	-	1,898	(1,898)
DESIGNATED CASH	-	-	-	-
NET CHANGES IN FUND BALANCES	$ -	$ -	1,898	$ 1,898
RECONCILIATION TO GAAP BASIS				
Adjustments to revenues			-	
Adjustments to expenditures			-	
NET CHANGES IN FUND BALANCES			$ 1,898	

The accompanying notes are an integral part of the financial statements.

STATE OF NEW MEXICO
ALBUQUERQUE MUNICIPAL SCHOOL DISTRICT NO. 12
MOUNTAIN MAHOGANY COMMUNITY SCHOOL
IDEA-B ENTITLEMENT (FUND 24106)
STATEMENT OF REVENUES, EXPENDITURES AND CHANGES IN
FUND BALANCE - BUDGET (BUDGETARY BASIS) AND ACTUAL
Year Ended June 30, 2014

	Budgeted Amounts		Actual Amounts	Variance From Final Budget
	Original	Final	(Budgetary Basis)	Positive (Negative)
REVENUES				
Local and county sources	$ -	$ -	$ -	$ -
State sources	-	-	-	-
Federal sources	62,808	66,131	66,131	-
Interest	-	-	-	-
TOTAL REVENUES	62,808	66,131	66,131	-
EXPENDITURES				
Current:				
Instruction	62,808	-	-	-
Support Services:				
Students	-	66,131	66,131	-
Instruction	-	-	-	-
General administration	-	-	-	-
School administration	-	-	-	-
Central services	-	-	-	-
Operation & maintenance of plant	-	-	-	-
Student transportation	-	-	-	-
Other support services	-	-	-	-
Operation of non-instructional services:				
Community services operations	-	-	-	-
Food services operations	-	-	-	-
Capital outlay	-	-	-	-
TOTAL EXPENDITURES	62,808	66,131	66,131	-
EXCESS (DEFICIENCY) OF REVENUES OVER (UNDER) EXPENDITURES	-	-	-	-
DESIGNATED CASH	-	-	-	-
NET CHANGES IN FUND BALANCES	$ -	$ -	-	$ -
RECONCILIATION TO GAAP BASIS				
Adjustments to revenues			-	
Adjustments to expenditures			-	
NET CHANGES IN FUND BALANCES			$ -	

The accompanying notes are an integral part of the financial statements.

STATE OF NEW MEXICO
ALBUQUERQUE MUNICIPAL SCHOOL DISTRICT NO. 12
MOUNTAIN MAHOGANY COMMUNITY SCHOOL
TEACHER/PRINCIPAL TRAINING (FUND 24154)
STATEMENT OF REVENUES, EXPENDITURES AND CHANGES IN
FUND BALANCE - BUDGET (BUDGETARY BASIS) AND ACTUAL
Year Ended June 30, 2014

	Budgeted Amounts		Actual Amounts	Variance From Final Budget
	Original	Final	(Budgetary Basis)	Positive (Negative)
REVENUES				
Local and county sources	$ -	$ -	$ -	$ -
State sources	-	-	-	-
Federal sources	9,353	9,353	7,834	(1,519)
Interest	-	-	-	-
TOTAL REVENUES	9,353	9,353	7,834	(1,519)
EXPENDITURES				
Current:				
Instruction	9,353	9,353	9,353	-
Support Services:				
Students	-	-	-	-
Instruction	-	-	-	-
General administration	-	-	-	-
School administration	-	-	-	-
Central services	-	-	-	-
Operation & maintenance of plant	-	-	-	-
Student transportation	-	-	-	-
Other support services	-	-	-	-
Operation of non-instructional services:				
Community services operations	-	-	-	-
Food services operations	-	-	-	-
Capital outlay	-	-	-	-
TOTAL EXPENDITURES	9,353	9,353	9,353	-
EXCESS (DEFICIENCY) OF REVENUES OVER (UNDER) EXPENDITURES	-	-	(1,519)	1,519
DESIGNATED CASH	-	-	-	-
NET CHANGES IN FUND BALANCES	$ -	$ -	(1,519)	$ (1,519)
RECONCILIATION TO GAAP BASIS				
Adjustments to revenues			1,519	
Adjustments to expenditures			-	
NET CHANGES IN FUND BALANCES			$ -	

The accompanying notes are an integral part of the financial statements.

STATE OF NEW MEXICO
ALBUQUERQUE MUNICIPAL SCHOOL DISTRICT NO. 12
MOUNTAIN MAHOGANY COMMUNITY SCHOOL
PNM FOUNDATION (FUND 26123)
STATEMENT OF REVENUES, EXPENDITURES AND CHANGES IN
FUND BALANCE - BUDGET (BUDGETARY BASIS) AND ACTUAL
Year Ended June 30, 2014

	Budgeted Amounts		Actual Amounts	Variance From Final Budget
	Original	Final	(Budgetary Basis)	Positive (Negative)
REVENUES				
Local and county sources	$ -	$ -	$ -	$ -
State sources	-	-	-	-
Federal sources	-	-	-	-
Interest	-	-	-	-
TOTAL REVENUES	-	-	-	-
EXPENDITURES				
Current:				
Instruction	-	-	-	-
Support Services:				
Students	-	-	-	-
Instruction	-	-	-	-
General administration	-	-	-	-
School administration	-	-	-	-
Central services	-	-	-	-
Operation & maintenance of plant	-	-	-	-
Student transportation	-	-	-	-
Other support services	-	-	-	-
Operation of non-instructional services:				
Community services operations	-	-	-	-
Food services operations	-	-	-	-
Capital outlay	-	-	-	-
TOTAL EXPENDITURES	-	-	-	-
EXCESS (DEFICIENCY) OF REVENUES OVER (UNDER) EXPENDITURES	-	-	-	-
DESIGNATED CASH	-	-	-	-
NET CHANGES IN FUND BALANCES	$ -	$ -	-	$ -
RECONCILIATION TO GAAP BASIS				
Adjustments to revenues			-	
Adjustments to expenditures			-	
NET CHANGES IN FUND BALANCES			$ -	

The accompanying notes are an integral part of the financial statements.

STATE OF NEW MEXICO
ALBUQUERQUE MUNICIPAL SCHOOL DISTRICT NO. 12
MOUNTAIN MAHOGANY COMMUNITY SCHOOL
GOLDEN APPLE FOUNDATION (FUND 26163)
STATEMENT OF REVENUES, EXPENDITURES AND CHANGES IN
FUND BALANCE - BUDGET (BUDGETARY BASIS) AND ACTUAL
Year Ended June 30, 2014

	Budgeted Amounts		Actual Amounts	Variance From Final Budget
	Original	Final	(Budgetary Basis)	Positive (Negative)
REVENUES				
Local and county sources	$ -	$ 1,000	$ 1,000	$ -
State sources	-	-	-	-
Federal sources	-	-	-	-
Interest	-	-	-	-
TOTAL REVENUES	-	1,000	1,000	-
EXPENDITURES				
Current:				
Instruction	-	1,000	1,000	-
Support Services:				
Students	-	-	-	-
Instruction	-	-	-	-
General administration	-	-	-	-
School administration	-	-	-	-
Central services	-	-	-	-
Operation & maintenance of plant	-	-	-	-
Student transportation	-	-	-	-
Other support services	-	-	-	-
Operation of non-instructional services:				
Community services operations	-	-	-	-
Food services operations	-	-	-	-
Capital outlay	-	-	-	-
TOTAL EXPENDITURES	-	1,000	1,000	-
EXCESS (DEFICIENCY) OF REVENUES OVER (UNDER) EXPENDITURES	-	-	-	-
DESIGNATED CASH	-	-	-	-
NET CHANGES IN FUND BALANCES	$ -	$ -	-	$ -
RECONCILIATION TO GAAP BASIS				
Adjustments to revenues			-	
Adjustments to expenditures			-	
NET CHANGES IN FUND BALANCES			$ -	

The accompanying notes are an integral part of the financial statements.

STATE OF NEW MEXICO
ALBUQUERQUE MUNICIPAL SCHOOL DISTRICT NO. 12
MOUNTAIN MAHOGANY COMMUNITY SCHOOL
FRIENDS OF MOUNTAIN MAHOGANY (FUND 26195)
STATEMENT OF REVENUES, EXPENDITURES AND CHANGES IN
FUND BALANCE - BUDGET (BUDGETARY BASIS) AND ACTUAL
Year Ended June 30, 2014

	Budgeted Amounts		Actual Amounts	Variance From Final Budget
	Original	Final	(Budgetary Basis)	Positive (Negative)
REVENUES				
Local and county sources	$ -	$ -	$ -	$ -
State sources	-	-	-	-
Federal sources	-	-	-	-
Interest	-	-	-	-
TOTAL REVENUES	-	-	-	-
EXPENDITURES				
Current:				
Instruction	-	-	-	-
Support Services:				
Students	-	-	-	-
Instruction	-	-	-	-
General administration	-	-	-	-
School administration	-	-	-	-
Central services	-	-	-	-
Operation & maintenance of plant	-	-	-	-
Student transportation	-	-	-	-
Other support services	-	-	-	-
Operation of non-instructional services:				
Community services operations	-	-	-	-
Food services operations	-	-	-	-
Capital outlay	-	-	-	-
TOTAL EXPENDITURES	-	-	-	-
EXCESS (DEFICIENCY) OF REVENUES OVER (UNDER) EXPENDITURES	-	-	-	-
DESIGNATED CASH	-	-	-	-
NET CHANGES IN FUND BALANCES	$ -	$ -	-	$ -
RECONCILIATION TO GAAP BASIS				
Adjustments to revenues			-	
Adjustments to expenditures			-	
NET CHANGES IN FUND BALANCES			$ -	

The accompanying notes are an integral part of the financial statements.

STATE OF NEW MEXICO
ALBUQUERQUE MUNICIPAL SCHOOL DISTRICT NO. 12
MOUNTAIN MAHOGANY COMMUNITY SCHOOL
2010 LIBRARY GO BONDS (FUND 27107)
STATEMENT OF REVENUES, EXPENDITURES AND CHANGES IN
FUND BALANCE - BUDGET (BUDGETARY BASIS) AND ACTUAL
Year Ended June 30, 2014

	Budgeted Amounts		Actual Amounts	Variance From Final Budget
	Original	Final	(Budgetary Basis)	Positive (Negative)
REVENUES				
Local and county sources	$ -	$ -	$ -	$ -
State sources	3,235	3,235	-	(3,235)
Federal sources	-	-	-	-
Interest	-	-	-	-
TOTAL REVENUES	3,235	3,235	-	(3,235)
EXPENDITURES				
Current:				
Instruction	-	-	-	-
Support Services:				
Students	-	-	-	-
Instruction	3,235	3,235	3,008	227
General administration	-	-	-	-
School administration	-	-	-	-
Central services	-	-	-	-
Operation & maintenance of plant	-	-	-	-
Student transportation	-	-	-	-
Other support services	-	-	-	-
Operation of non-instructional services:				
Community services operations	-	-	-	-
Food services operations	-	-	-	-
Capital outlay	-	-	-	-
TOTAL EXPENDITURES	3,235	3,235	3,008	227
EXCESS (DEFICIENCY) OF REVENUES OVER (UNDER) EXPENDITURES	-	-	(3,008)	3,008
DESIGNATED CASH	-	-	-	-
NET CHANGES IN FUND BALANCES	$ -	$ -	(3,008)	$ (3,008)
RECONCILIATION TO GAAP BASIS				
Adjustments to revenues			3,008	
Adjustments to expenditures			-	
NET CHANGES IN FUND BALANCES			$ -	

The accompanying notes are an integral part of the financial statements.

STATE OF NEW MEXICO
ALBUQUERQUE MUNICIPAL SCHOOL DISTRICT NO. 12
MOUNTAIN MAHOGANY COMMUNITY SCHOOL
NEXT GENERATION ASSESSMENTS (FUND 27185)
STATEMENT OF REVENUES, EXPENDITURES AND CHANGES IN
FUND BALANCE - BUDGET (BUDGETARY BASIS) AND ACTUAL
Year Ended June 30, 2014

	Budgeted Amounts		Actual Amounts	Variance From Final Budget
	Original	Final	(Budgetary Basis)	Positive (Negative)
REVENUES				
Local and county sources	$ -	$ -	$ -	$ -
State sources	-	3,257	3,257	-
Federal sources	-	-	-	-
Interest	-	-	-	-
TOTAL REVENUES	-	3,257	3,257	-
EXPENDITURES				
Current:				
Instruction	-	-	-	-
Support Services:				
Students	-	-	-	-
Instruction	-	3,257	3,257	-
General administration	-	-	-	-
School administration	-	-	-	-
Central services	-	-	-	-
Operation & maintenance of plant	-	-	-	-
Student transportation	-	-	-	-
Other support services	-	-	-	-
Operation of non-instructional services:				
Community services operations	-	-	-	-
Food services operations	-	-	-	-
Capital outlay	-	-	-	-
TOTAL EXPENDITURES	-	3,257	3,257	-
EXCESS (DEFICIENCY) OF REVENUES OVER (UNDER) EXPENDITURES	-	-	-	-
DESIGNATED CASH	-	-	-	-
NET CHANGES IN FUND BALANCES	$ -	$ -	-	$ -
RECONCILIATION TO GAAP BASIS				
Adjustments to revenues			-	
Adjustments to expenditures			-	
NET CHANGES IN FUND BALANCES			$ -	

The accompanying notes are an integral part of the financial statements.

STATE OF NEW MEXICO
ALBUQUERQUE MUNICIPAL SCHOOL DISTRICT NO. 12
MOUNTAIN MAHOGANY COMMUNITY SCHOOL
PRIVATE DIRECT GRANT (FUND 29102)
STATEMENT OF REVENUES, EXPENDITURES AND CHANGES IN
FUND BALANCE - BUDGET (BUDGETARY BASIS) AND ACTUAL
Year Ended June 30, 2014

	Budgeted Amounts		Actual Amounts	Variance From Final Budget
	Original	Final	(Budgetary Basis)	Positive (Negative)
REVENUES				
Local and county sources	$ -	$ -	$ -	$ -
State sources	-	-	-	-
Federal sources	-	-	-	-
Interest	-	-	-	-
TOTAL REVENUES	-	-	-	-
EXPENDITURES				
Current:				
Instruction	9,583	2,472	2,472	-
Support Services:				
Students	-	-	-	-
Instruction	-	-	-	-
General administration	-	-	-	-
School administration	-	-	-	-
Central services	-	-	-	-
Operation & maintenance of plant	-	7,111	7,111	-
Student transportation	-	-	-	-
Other support services	-	-	-	-
Operation of non-instructional services:				
Community services operations	-	-	-	-
Food services operations	-	-	-	-
Capital outlay	-	-	-	-
TOTAL EXPENDITURES	9,583	9,583	9,583	-
EXCESS (DEFICIENCY) OF REVENUES OVER (UNDER) EXPENDITURES	(9,583)	(9,583)	(9,583)	-
DESIGNATED CASH	9,583	9,583	-	(9,583)
NET CHANGES IN FUND BALANCES	$ -	$ -	(9,583)	$ (9,583)
RECONCILIATION TO GAAP BASIS				
Adjustments to revenues			-	
Adjustments to expenditures			-	
NET CHANGES IN FUND BALANCES			$ (9,583)	

The accompanying notes are an integral part of the financial statements.

STATE OF NEW MEXICO
ALBUQUERQUE MUNICIPAL SCHOOL DISTRICT NO. 12
MOUNTAIN MAHOGANY COMMUNITY SCHOOL
PUBLIC SCHOOL CAPITAL OUTLAY (FUND 31200)
STATEMENT OF REVENUES, EXPENDITURES AND CHANGES IN
FUND BALANCE - BUDGET (BUDGETARY BASIS) AND ACTUAL
Year Ended June 30, 2014

	Budgeted Amounts		Actual Amounts	Variance From Final Budget
	Original	Final	(Budgetary Basis)	Positive (Negative)
REVENUES				
Local and county sources	$ -	$ -	$ -	$ -
State sources	-	106,441	123,182	16,741
Federal sources	-	-	-	-
Interest	-	-	-	-
TOTAL REVENUES	-	106,441	123,182	16,741
EXPENDITURES				
Current:				
Instruction	-	-	-	-
Support Services:				
Students	-	-	-	-
Instruction	-	-	-	-
General administration	-	-	-	-
School administration	-	-	-	-
Central services	-	-	-	-
Operation & maintenance of plant	-	-	-	-
Student transportation	-	-	-	-
Other support services	-	-	-	-
Operation of non-instructional services:				
Community services operations	-	-	-	-
Food services operations	-	-	-	-
Capital outlay	-	106,441	106,441	-
TOTAL EXPENDITURES	-	106,441	106,441	-
EXCESS (DEFICIENCY) OF REVENUES OVER (UNDER) EXPENDITURES	-	-	16,741	(16,741)
DESIGNATED CASH	-	-	-	-
NET CHANGES IN FUND BALANCES	$ -	$ -	16,741	$ 16,741
RECONCILIATION TO GAAP BASIS				
Adjustments to revenues			(16,741)	
Adjustments to expenditures			-	
NET CHANGES IN FUND BALANCES			$ -	

The accompanying notes are an integral part of the financial statements.

STATE OF NEW MEXICO
ALBUQUERQUE MUNICIPAL SCHOOL DISTRICT NO. 12
MOUNTAIN MAHOGANY COMMUNITY SCHOOL
HB33 CAPITAL IMPROVEMENTS (FUND 31600)
STATEMENT OF REVENUES, EXPENDITURES AND CHANGES IN
FUND BALANCE - BUDGET (BUDGETARY BASIS) AND ACTUAL
Year Ended June 30, 2014

	Budgeted Amounts		Actual Amounts	Variance From Final Budget
	Original	Final	(Budgetary Basis)	Positive (Negative)
REVENUES				
Local and county sources	$ 60,000	$ 60,000	$ 115,434	$ 55,434
State sources	-	-	-	-
Federal sources	-	-	-	-
Interest	-	-	-	-
TOTAL REVENUES	60,000	60,000	115,434	55,434
EXPENDITURES				
Current:				
Instruction	-	-	-	-
Support Services:				
Students	-	-	-	-
Instruction	-	-	-	-
General administration	-	-	-	-
School administration	-	-	-	-
Central services	-	-	-	-
Operation & maintenance of plant	-	-	-	-
Student transportation	-	-	-	-
Other support services	-	-	-	-
Operation of non-instructional services:				
Community services operations	-	-	-	-
Food services operations	-	-	-	-
Capital outlay	266,982	266,982	192,509	74,473
TOTAL EXPENDITURES	266,982	266,982	192,509	74,473
EXCESS (DEFICIENCY) OF REVENUES OVER (UNDER) EXPENDITURES	(206,982)	(206,982)	(77,075)	(129,907)
DESIGNATED CASH	206,982	206,982	-	(206,982)
NET CHANGES IN FUND BALANCES	$ -	$ -	(77,075)	$ (77,075)
RECONCILIATION TO GAAP BASIS				
Other financing sources - lease purchase (non-budgeted)			2,115,000	
Adjustments to revenues			77,075	
Adjustments to expenditures			(2,115,000)	
NET CHANGES IN FUND BALANCES			$ -	

The accompanying notes are an integral part of the financial statements.

STATE OF NEW MEXICO
ALBUQUERQUE MUNICIPAL SCHOOL DISTRICT NO. 12
MOUNTAIN MAHOGANY COMMUNITY SCHOOL
SB9 CAPITAL IMPROVEMENTS (FUND 31700)
STATEMENT OF REVENUES, EXPENDITURES AND CHANGES IN
FUND BALANCE - BUDGET (BUDGETARY BASIS) AND ACTUAL
Year Ended June 30, 2014

	Budgeted Amounts		Actual Amounts	Variance From Final Budget
	Original	Final	(Budgetary Basis)	Positive (Negative)
REVENUES				
Local and county sources	$ 58,584	$ 58,584	$ 56,233	$ (2,351)
State sources	3,894	8,603	-	(8,603)
Federal sources	-	-	-	-
Interest	-	-	-	-
TOTAL REVENUES	62,478	67,187	56,233	(10,954)
EXPENDITURES				
Current:				
Instruction	-	-	-	-
Support Services:				
Students	-	-	-	-
Instruction	-	-	-	-
General administration	586	586	562	24
School administration	-	-	-	-
Central services	-	-	-	-
Operation & maintenance of plant	-	-	-	-
Student transportation	-	-	-	-
Other support services	-	-	-	-
Operation of non-instructional services:				
Community services operations	-	-	-	-
Food services operations	-	-	-	-
Capital outlay	61,892	66,601	39,878	26,723
TOTAL EXPENDITURES	62,478	67,187	40,440	26,747
EXCESS (DEFICIENCY) OF REVENUES OVER (UNDER) EXPENDITURES	-	-	15,793	(15,793)
DESIGNATED CASH	-	-	-	-
NET CHANGES IN FUND BALANCES	$ -	$ -	15,793	$ 15,793
RECONCILIATION TO GAAP BASIS				
Adjustments to revenues			(15,793)	
Adjustments to expenditures			-	
NET CHANGES IN FUND BALANCES			$ -	

The accompanying notes are an integral part of the financial statements.

STATE OF NEW MEXICO
ALBUQUERQUE MUNICIPAL SCHOOL DISTRICT NO. 12
MOUNTAIN MAHOGANY COMMUNITY SCHOOL
SCHEDULE OF COLLATERAL PLEDGED BY DEPOSITORY
FOR PUBLIC FUNDS
June 30, 2014

Name of Depository	Description of Pledged Collateral	Fair/Par Market Value June 30, 2014	Safekeeping Agent
US Bank	FHLMC FHARM 1K1230	$ 202,773	US Bank
US Bank	FHLMC GOLD POOL E97552	54,473	US Bank
		$ 257,246	

The accompanying notes are an integral part of the financial statements.

STATE OF NEW MEXICO
ALBUQUERQUE MUNICIPAL SCHOOL DISTRICT NO. 12
MOUNTAIN MAHOGANY COMMUNITY SCHOOL
SCHEDULE OF CASH AND TEMP CASH EQUIVALENTS
June 30, 2014

Operating account (US Bank)	$	439,392
Operating account (NMEFCU)		79,385
Activity account		-
Total on deposit		518,777
Reconciling items		(24,170)
Reconciled balance at June 30, 2014		494,607
Less activity funds		-
Balance per Exhibit A-1	$	494,607

The accompanying notes are an integral part of the financial statements.

STATE OF NEW MEXICO
ALBUQUERQUE MUNICIPAL SCHOOL DISTRICT NO. 12
MOUNTAIN MAHOGANY COMMUNITY SCHOOL
CASH RECONCILIATION
June 30, 2014

	Operational Account 11000	Pupil Transportation 13000	Instructional Materials 14000	Food Services 21000	Student Activity 23000	Projects Account 24000
June 30, 2013 Cash (Book Balance)	$ 200,862	$ -	$ 7,716	$ 3,011	$ -	$ 3
June 30, 2013 Payroll Liabilities	(50,838)	-	-	-	-	(3)
June 30, 2013 Temporary Interfund Loans	16,741	-	-	-	-	-
June 30, 2013 Adjustments/Reconciling Differences	-	-	-	-	-	-
June 30, 2013 Cash Available to Budget	166,765	-	7,716	3,011	-	-
2013-2014 Revenue	1,364,968	-	16,744	31,128	-	73,965
2013-2014 Expenditures	(1,353,034)	-	(18,239)	(29,230)	-	(75,484)
Permanent Cash Transfers/Reversions	-	-	-	-	-	-
Adjustments	-	-	-	-	-	-
June 30, 2014 Cash Available to Budget	178,699	-	6,221	4,909	-	(1,519)
June 30, 2014 Payroll Liabilities	122,663	-	-	-	-	355
June 30, 2014 Temporary Interfund Loans	(4,172)	-	-	-	-	1,164
June 30, 2014 Adjustments/Reconciling Differences	1	-	-	-	-	-
June 30, 2014 Cash (Book Balance)	$ 297,191	$ -	$ 6,221	$ 4,909	$ -	$ -

Schedule III

STATE OF NEW MEXICO
ALBUQUERQUE MUNICIPAL SCHOOL DISTRICT NO. 12
MOUNTAIN MAHOGANY COMMUNITY SCHOOL
CASH RECONCILIATION
June 30, 2014

	Direct Account 25000	Grants Fund 26000	State Flowthrough Fund 27000	State Direct Account 28000	Local/State Account 29000	Public School Capital Outlay 31200
June 30, 2013 Cash (Book Balance)	$ -	$ 1,942	$ -	$ -	$ 9,583	$ -
June 30, 2013 Payroll Liabilities	-	-	-	-	-	-
June 30, 2013 Temporary Interfund Loans	-	-	-	-	-	(16,741)
June 30, 2013 Adjustments/Reconciling Differences	-	-	-	-	-	-
June 30, 2013 Cash Available to Budget	-	1,942	-	-	9,583	(16,741)
2013-2014 Revenue	-	1,000	3,257	-	-	123,182
2013-2014 Expenditures	-	(1,000)	(6,265)	-	(9,583)	(106,441)
Permanent Cash Transfers/Reversions	-	-	-	-	-	-
Adjustments	-	-	-	-	-	-
June 30, 2014 Cash Available to Budget	-	1,942	(3,008)	-	-	-
June 30, 2014 Payroll Liabilities	-	-	-	-	-	-
June 30, 2014 Temporary Interfund Loans	-	-	3,008	-	-	-
June 30, 2014 Adjustments/Reconciling Differences	-	-	-	-	-	-
June 30, 2014 Cash (Book Balance)	$ -	$ 1,942	$ -	$ -	$ -	$ -

STATE OF NEW MEXICO
ALBUQUERQUE MUNICIPAL SCHOOL DISTRICT NO. 12
MOUNTAIN MAHOGANY COMMUNITY SCHOOL
CASH RECONCILIATION
June 30, 2014

	Special Capital Outlay 31400	Capital Improve. HB 33 31600	Capital Improve. SB 9 31700	Total Primary Government
June 30, 2013 Cash (Book Balance)	$ -	$ 245,627	$ -	$ 468,744
June 30, 2013 Payroll Liabilities	-	-	-	(50,841)
June 30, 2013 Temporary Interfund Loans	-	-	-	-
June 30, 2013 Adjustments/Reconciling Differences	-	-	-	-
June 30, 2013 Cash Available to Budget	-	245,627	-	417,903
2013-2014 Revenue	-	116,600	56,233	1,787,077
2013-2014 Expenditures	-	(193,675)	(40,440)	(1,833,391)
Permanent Cash Transfers/Reversions	-	-	-	-
Adjustments	-	-	-	-
June 30, 2014 Cash Available to Budget	-	168,552	15,793	371,589
June 30, 2014 Payroll Liabilities	-	-	-	123,018
June 30, 2014 Temporary Interfund Loans	-	-	-	-
June 30, 2014 Adjustments/Reconciling Differences	-	-	-	1
June 30, 2014 Cash (Book Balance)	$ -	$ 168,552	$ 15,793	$ 494,608

The accompanying notes are an integral part of the financial statements.

STATE OF NEW MEXICO
ALBUQUERQUE MUNICIPAL SCHOOL DISTRICT NO. 12
NATIVE AMERICAN COMMUNITY ACADEMY
STATEMENT OF NET POSITION
June 30, 2014

	Governmental Activities
ASSETS	
Cash and cash equivalents	$ 256,397
Receivables, net of allowance for uncollectibles:	
Due from other governments	604,351
Other	287,017
Prepaid expenses	-
Total current assets	1,147,765
NON-CURRENT ASSETS	
Capital assets:	
Building improvements	705,596
Furniture, fixtures and equipment	13,900
Less: accumulated depreciation	(155,019)
Total non-current assets	564,477
TOTAL ASSETS	$ 1,712,242
LIABILITIES, DEFERRED INFLOWS OF RESOURCES AND NET POSITION	
Accounts payable	$ 827,195
Accrued liabilities	87,511
Total liabilities	914,706
Deferred inflows of resources	141,089
Net investment in capital assets	564,477
Restricted	16,176
Unrestricted	75,794
Total net position	656,447
TOTAL LIABILITIES, DEFERRED INFLOWS OF RESOURCES AND NET POSITION	$ 1,712,242

The accompanying notes are an integral part of the financial statements.

STATE OF NEW MEXICO
ALBUQUERQUE MUNICIPAL SCHOOL DISTRICT NO. 12
NATIVE AMERICAN COMMUNITY ACADEMY
STATEMENT OF ACTIVITIES
Year Ended June 30, 2014

		Program Revenues			
FUNCTIONS/PROGRAMS	**Expenses**	**Charges for Services**	**Operating Grants and Contributions**	**Capital Grants and Contributions**	**Net Revenues (Expenses) and Changes in Net Position**
Governmental activities:					
Instruction	$ 1,892,708	$ -	$ 349,214	$ -	$ (1,543,494)
Support services:					
Students	873,679	-	574,469	-	(299,210)
Instruction	4,283	-	4,283	-	-
General Administration	94,168	-	8,667	-	(85,501)
School Administration	125,348	-	-	-	(125,348)
Central Services	366,493	-	64,128	-	(302,365)
Operation & Maintenance of Plant	42,405	-	-	-	(42,405)
Student Transportation	123,238	-	116,120	-	(7,118)
Operating of Non-instructional Services:					
Food Services Operations	180,342	11,883	157,108	-	(11,351)
Community Services Operations	-	-	-	-	-
Facilities, Materials, Supplies and Other Services	867,151	-	385,205	508,068	26,122
TOTAL GOVERNMENTAL ACTIVITIES	$ 4,569,815	$ 11,883	$ 1,659,194	$ 508,068	(2,390,670)

GENERAL REVENUES	
State Equalization Guarantee	2,437,103
Miscellaneous	18,200
Property Taxes	538,355
Total general revenues	2,993,658
Change in net position	602,988
Net position, beginning of year	53,459
Net position, end of year	$ 656,447

The accompanying notes are an integral part of the financial statements.

Exhibit B-1

STATE OF NEW MEXICO
ALBUQUERQUE MUNICIPAL SCHOOL DISTRICT NO. 12
NATIVE AMERICAN COMMUNITY ACADEMY
BALANCE SHEET - GOVERNMENTAL FUNDS
June 30, 2014

	11000 General	13000 Pupil Transportation	14000 Instructional Materials	21000 Food Services	24101 Title I	24106 IDEA-B Entitlement
ASSETS						
Cash and cash equivalents	$ 15,168	$ -	$ 1,679	$ 3,997	$ -	$ -
Accounts receivable:						
Due from other governments	-	-	-	-	5,193	-
Other	-	-	-	-	-	-
Due from other funds	135,937	-	-	-	-	-
Prepaid expenses	-	-	-	-	-	-
	-	-	-	-	-	-
TOTAL ASSETS	$ 151,105	$ -	$ 1,679	$ 3,997	$ 5,193	$ -
LIABILITIES, DEFERRED INFLOWS OF RESOURCES AND FUND BALANCE						
Current liabilities:						
Accounts payable	$ 19,639	$ -	$ -	$ -	$ -	$ -
Accrued liabilities	55,672	-	-	-	2,319	-
Due to other funds	-	-	-	-	2,874	-
Due to other governments	-	-	-	-	-	-
Total current liabilities	75,311	-	-	-	5,193	-
Deferred inflows of resources	-	-	-	-	-	-
Fund balances:						
Nonspendable	-	-	-	-	-	-
Restricted	-	-	1,679	3,997	-	-
Committed	-	-	-	-	-	-
Assigned	50,000	-	-	-	-	-
Unassigned (deficit)	25,794	-	-	-	-	-
Total fund balance (deficit)	75,794	-	1,679	3,997	-	-
TOTAL LIABILITIES, DEFERRED INFLOWS OF RESOURCES AND FUND BALANCE	$ 151,105	$ -	$ 1,679	$ 3,997	$ 5,193	$ -

Exhibit B-1

STATE OF NEW MEXICO
ALBUQUERQUE MUNICIPAL SCHOOL DISTRICT NO. 12
NATIVE AMERICAN COMMUNITY ACADEMY
BALANCE SHEET - GOVERNMENTAL FUNDS
June 30, 2014

	24153 English Language Acquisition	24154 Teacher/Principal Training	25147 Impact Aid Indian Education	25184 Indian Education Formula Grant	25238 Subtance Abuse & Mental Health
ASSETS					
Cash and cash equivalents	$ -	$ -	$ -	$ -	$ 10,233
Accounts receivable:					
Due from other governments	539	-	-	-	-
Other	-	-	-	-	-
Due from other funds	-	-	-	-	-
Prepaid expenses	-	-	-	-	-
	-	-	-	-	-
TOTAL ASSETS	$ 539	$ -	$ -	$ -	$ 10,233
LIABILITIES, DEFERRED INFLOWS OF RESOURCES AND FUND BALANCE					
Current liabilities:					
Accounts payable	$ -	$ -	$ -	$ -	$ -
Accrued liabilities	-	-	-	-	-
Due to other funds	539	-	-	-	-
Due to other governments	-	-	-	-	-
Total current liabilities	539	-	-	-	-
Deferred inflows of resources	-	-	-	-	-
Fund balances:					
Nonspendable	-	-	-	-	-
Restricted	-	-	-	-	10,233
Committed	-	-	-	-	-
Assigned	-	-	-	-	-
Unassigned (deficit)	-	-	-	-	-
Total fund balance (deficit)	-	-	-	-	10,233
TOTAL LIABILITIES, DEFERRED INFLOWS OF RESOURCES AND FUND BALANCE	$ 539	$ -	$ -	$ -	$ 10,233

Exhibit B-1

STATE OF NEW MEXICO
ALBUQUERQUE MUNICIPAL SCHOOL DISTRICT NO. 12
NATIVE AMERICAN COMMUNITY ACADEMY
BALANCE SHEET - GOVERNMENTAL FUNDS
June 30, 2014

	26121 Kellogg Foundation	26176 NM Community Foundation	26198 Albuquerque Community	26207 CNM Foundation Fund	27150 Indian Education Act
ASSETS					
Cash and cash equivalents	$ 89,731	$ 71,787	$ -	$ 664	$ -
Accounts receivable:					
Due from other governments	-	-	-	-	-
Other	18,151	-	-	-	-
Due from other funds	-	-	-	-	-
Prepaid expenses	-	-	-	-	-
	-	-	-	-	-
TOTAL ASSETS	$ 107,882	$ 71,787	$ -	$ 664	$ -
LIABILITIES, DEFERRED INFLOWS OF RESOURCES AND FUND BALANCE					
Current liabilities:					
Accounts payable	$ 100,000	$ -	$ -	$ -	$ -
Accrued liabilities	7,882	4,287	-	-	-
Due to other funds	-	-	-	-	-
Due to other governments	-	-	-	-	-
Total current liabilities	107,882	4,287	-	-	-
Deferred inflows of resources	-	67,500	-	397	-
Fund balances:					
Nonspendable	-	-	-	-	-
Restricted	-	-	-	267	-
Committed	-	-	-	-	-
Assigned	-	-	-	-	-
Unassigned (deficit)	-	-	-	-	-
Total fund balance (deficit)	-	-	-	267	-
TOTAL LIABILITIES, DEFERRED INFLOWS OF RESOURCES AND FUND BALANCE	$ 107,882	$ 71,787	$ -	$ 664	$ -

Exhibit B-1

STATE OF NEW MEXICO
ALBUQUERQUE MUNICIPAL SCHOOL DISTRICT NO. 12
NATIVE AMERICAN COMMUNITY ACADEMY
BALANCE SHEET - GOVERNMENTAL FUNDS
June 30, 2014

	27185 Next Generation Assessments	27186 Teaching Support For Low Income	28158 Suicide Prevention	29102 Private Direct Grants	29107 City/County Grants	31200 Public School Capital Outlay
ASSETS						
Cash and cash equivalents	$ -	$ -	$ 8,398	$ -	$ -	$ -
Accounts receivable:						
Due from other governments	-	85,407	-	-	-	-
Other	-	-	-	268,866	-	-
Due from other funds	-	-	-	-	-	-
Prepaid expenses	-	-	-	-	-	-
	-	-	-	-	-	-
TOTAL ASSETS	$ -	$ 85,407	$ 8,398	$ 268,866	$ -	$ -
LIABILITIES, DEFERRED INFLOWS OF RESOURCES AND FUND BALANCE						
Current liabilities:						
Accounts payable	$ -	$ -	$ -	$ 156,205	$ -	$ -
Accrued liabilities	-	12,782	-	4,569	-	-
Due to other funds	-	72,625	-	58,416	-	-
Due to other governments	-	-	-	-	-	-
Total current liabilities	-	85,407	-	219,190	-	-
Deferred inflows of resources	-	-	8,398	49,676	-	-
Fund balances:						
Nonspendable	-	-	-	-	-	-
Restricted	-	-	-	-	-	-
Committed	-	-	-	-	-	-
Assigned	-	-	-	-	-	-
Unassigned (deficit)	-	-	-	-	-	-
Total fund balance (deficit)	-	-	-	-	-	-
TOTAL LIABILITIES, DEFERRED INFLOWS OF RESOURCES AND FUND BALANCE	$ -	$ 85,407	$ 8,398	$ 268,866	$ -	$ -

STATE OF NEW MEXICO
ALBUQUERQUE MUNICIPAL SCHOOL DISTRICT NO. 12
NATIVE AMERICAN COMMUNITY ACADEMY
BALANCE SHEET - GOVERNMENTAL FUNDS
June 30, 2014

	31400 Special Capital Outlay	31600 HB33 Capital Improvements	31700 SB9 Capital Improvements	Total Primary Government
ASSETS				
Cash and cash equivalents	$ -	$ 54,740	$ -	$ 256,397
Accounts receivable:				
Due from other governments	508,068	3,661	1,483	604,351
Other	-	-	-	287,017
Due from other funds	-	-	-	135,937
Prepaid expenses	-	-	-	-
	-	-	-	
TOTAL ASSETS	$ 508,068	$ 58,401	$ 1,483	$ 1,283,702
LIABILITIES, DEFERRED INFLOWS OF RESOURCES AND FUND BALANCE				
Current liabilities:				
Accounts payable	$ 508,068	$ 43,283	$ -	$ 827,195
Accrued liabilities	-	-	-	87,511
Due to other funds	-	-	1,483	135,937
Due to other governments	-	-	-	-
Total current liabilities	508,068	43,283	1,483	1,050,643
Deferred inflows of resources	-	15,118	-	141,089
Fund balances:				
Nonspendable	-	-	-	-
Restricted	-	-	-	16,176
Committed	-	-	-	-
Assigned	-	-	-	50,000
Unassigned (deficit)	-	-	-	25,794
Total fund balance (deficit)	-	-	-	91,970
TOTAL LIABILITIES, DEFERRED INFLOWS OF RESOURCES AND FUND BALANCE	$ 508,068	$ 58,401	$ 1,483	$ 1,283,702

The accompanying notes are an integral part of the financial statements.

STATE OF NEW MEXICO
ALBUQUERQUE MUNICIPAL SCHOOL DISTRICT NO. 12
NATIVE AMERICAN COMMUNITY ACADEMY
RECONCILIATION OF THE BALANCE SHEET - GOVERNMENTAL FUNDS
TO THE STATEMENT OF NET POSITION
June 30, 2014

Total Fund Balance - Governmental Funds (Governmental Fund Balance Sheet)	$ 91,970
Amounts reported for governmental activities in the Statement of Net Position are different because:	
Capital assets used in governmental activities are not financial resources and, therefore, are not reported in the funds.	
The cost of capital assets is	719,496
Accumulated depreciation is	(155,019)
Total capital assets	564,477
Long-term and certain other liabilities are not due and payable in the current period and, therefore, are not reported as liabilities in the funds.	
Long-term and other liabilities at year end consist of:	
Compensated absences payable	-
Total long-term and other liabilities	-
Net position of governmental activities (Statement of Net Position)	$ 656,447

The accompanying notes are an integral part of the financial statements.

STATE OF NEW MEXICO
ALBUQUERQUE MUNICIPAL SCHOOL DISTRICT NO. 12
NATIVE AMERICAN COMMUNITY ACADEMY
STATEMENT OF REVENUES, EXPENDITURES AND CHANGES IN
FUND BALANCES - GOVERNMENTAL FUNDS
Year Ended June 30, 2014

	11000 General	13000 Pupil Transportation	14000 Instructional Materials	21000 Food Services	24101 Title I
REVENUES					
Property taxes	$ -	$ -	$ -	$ -	$ -
Local and county sources	18,200	-	-	11,883	-
State sources	2,437,103	116,120	22,416	-	-
Federal sources	-	-	-	157,108	83,282
Interest	-	-	-	-	-
Total revenues	2,455,303	116,120	22,416	168,991	83,282
EXPENDITURES					
Current:					
Instruction	1,529,945	-	35,965	-	81,698
Support services:					
Students	310,259	-	-	-	1,584
Instruction	-	-	-	-	-
General administration	85,501	-	-	-	-
School administration	125,348	-	-	-	-
Central services	300,365	-	-	-	-
Operation & maintenance of plant	42,405	-	-	-	-
Student transportation	7,118	116,120	-	-	-
Other support services	-	-	-	-	-
Operation of non-instructional services:					
Community services operations	-	-	-	-	-
Food services operations	-	-	-	180,342	-
Capital outlay	-	-	-	-	-
Total expenditures	2,400,941	116,120	35,965	180,342	83,282
Excess (deficiency) of revenues over (under) expenditures	54,362	-	(13,549)	(11,351)	-
Other financing sources (uses):					
Other financing uses	-	-	-	-	-
Total other financing sources (uses)	-	-	-	-	-
NET CHANGES IN FUND BALANCES	54,362	-	(13,549)	(11,351)	-
FUND BALANCES, BEGINNING OF YEAR	21,432	-	15,228	15,348	-
FUND BALANCES, END OF YEAR	$ 75,794	$ -	$ 1,679	$ 3,997	$ -

Exhibit B-3

STATE OF NEW MEXICO
ALBUQUERQUE MUNICIPAL SCHOOL DISTRICT NO. 12
NATIVE AMERICAN COMMUNITY ACADEMY
STATEMENT OF REVENUES, EXPENDITURES AND CHANGES IN
FUND BALANCES - GOVERNMENTAL FUNDS
Year Ended June 30, 2014

	24106 IDEA-B Entitlement	24153 English Language Acquisition	24154 Teacher/Principal Training	25147 Impact Aid Indian Education	25184 Indian Education Formula Grant
REVENUES					
Property taxes	$ -	$ -	$ -	$ -	$ -
Local and county sources	-	-	-	-	-
State sources	-	-	-	-	-
Federal sources	65,341	539	17,018	-	32,000
Interest	-	-	-	-	-
Total revenues	65,341	539	17,018	-	32,000
EXPENDITURES					
Current:					
Instruction	16,369	539	17,018	-	32,000
Support services:					
Students	48,972	-	-	951	-
Instruction	-	-	-	-	-
General administration	-	-	-	-	-
School administration	-	-	-	-	-
Central services	-	-	-	-	-
Operation & maintenance of plant	-	-	-	-	-
Student transportation	-	-	-	-	-
Other support services	-	-	-	-	-
Operation of non-instructional services:					
Community services operations	-	-	-	-	-
Food services operations	-	-	-	-	-
Capital outlay	-	-	-	-	-
Total expenditures	65,341	539	17,018	951	32,000
Excess (deficiency) of revenues over (under) expenditures	-	-	-	(951)	-
Other financing sources (uses):					
Other financing uses	-	-	-	-	-
Total other financing sources (uses)	-	-	-	-	-
NET CHANGES IN FUND BALANCES	-	-	-	(951)	-
FUND BALANCES, BEGINNING OF YEAR	-	-	-	951	-
FUND BALANCES, END OF YEAR	$ -	$ -	$ -	$ -	$ -

STATE OF NEW MEXICO
ALBUQUERQUE MUNICIPAL SCHOOL DISTRICT NO. 12
NATIVE AMERICAN COMMUNITY ACADEMY
STATEMENT OF REVENUES, EXPENDITURES AND CHANGES IN
FUND BALANCES - GOVERNMENTAL FUNDS
Year Ended June 30, 2014

	25238 Subtance Abuse & Mental Health	26121 Kellogg Foundation	26176 NM Community Foundation	26198 Albuquerque Community	26207 CNM Foundation Fund
REVENUES					
Property taxes	$ -	$ -	$ -	$ -	$ -
Local and county sources	-	307,127	188,628	-	500
State sources	-	-	-	-	-
Federal sources	11,833	-	-	-	-
Interest	-	-	-	-	-
Total revenues	11,833	307,127	188,628	-	500
EXPENDITURES					
Current:					
Instruction	-	-	73,767	-	-
Support services:					
Students	1,600	247,138	102,055	500	233
Instruction	-	-	-	-	-
General administration	-	1,109	7,558	-	-
School administration	-	-	-	-	-
Central services	-	58,880	5,248	-	-
Operation & maintenance of plant	-	-	-	-	-
Student transportation	-	-	-	-	-
Other support services	-	-	-	-	-
Operation of non-instructional services:					
Community services operations	-	-	-	-	-
Food services operations	-	-	-	-	-
Capital outlay	-	-	-	-	-
Total expenditures	1,600	307,127	188,628	500	233
Excess (deficiency) of revenues over (under) expenditures	10,233	-	-	(500)	267
Other financing sources (uses):					
Other financing uses	-	-	-	-	-
Total other financing sources (uses)	-	-	-	-	-
NET CHANGES IN FUND BALANCES	10,233	-	-	(500)	267
FUND BALANCES, BEGINNING OF YEAR	-	-	-	500	-
FUND BALANCES, END OF YEAR	$ 10,233	$ -	$ -	$ -	$ 267

Exhibit B-3

STATE OF NEW MEXICO
ALBUQUERQUE MUNICIPAL SCHOOL DISTRICT NO. 12
NATIVE AMERICAN COMMUNITY ACADEMY
STATEMENT OF REVENUES, EXPENDITURES AND CHANGES IN
FUND BALANCES - GOVERNMENTAL FUNDS
Year Ended June 30, 2014

	27150 Indian Education Act	27185 Next Generation Assessments	27186 Teaching Support For Low Income	28158 Suicide Prevention	29102 Private Direct Grants
REVENUES					
Property taxes	$ -	$ -	$ -	$ -	$ -
Local and county sources	-	-	-	-	367,884
State sources	20,000	4,283	85,407	4,908	-
Federal sources	-	-	-	-	-
Interest	-	-	-	-	-
Total revenues	20,000	4,283	85,407	4,908	367,884
EXPENDITURES					
Current:					
Instruction	20,000	-	85,407	-	-
Support services:					
Students	-	-	-	2,908	150,479
Instruction	-	4,283	-	-	-
General administration	-	-	-	-	-
School administration	-	-	-	-	-
Central services	-	-	-	2,000	-
Operation & maintenance of plant	-	-	-	-	-
Student transportation	-	-	-	-	-
Other support services	-	-	-	-	-
Operation of non-instructional services:					
Community services operations	-	-	-	-	-
Food services operations	-	-	-	-	-
Capital outlay	-	-	-	-	217,405
Total expenditures	20,000	4,283	85,407	4,908	367,884
Excess (deficiency) of revenues over (under) expenditures	-	-	-	-	-
Other financing sources (uses):					
Other financing uses	-	-	-	-	-
Total other financing sources (uses)	-	-	-	-	-
NET CHANGES IN FUND BALANCES	-	-	-	-	-
FUND BALANCES, BEGINNING OF YEAR	-	-	-	-	-
FUND BALANCES, END OF YEAR	$ -	$ -	$ -	$ -	$ -

Exhibit B-3

STATE OF NEW MEXICO
ALBUQUERQUE MUNICIPAL SCHOOL DISTRICT NO. 12
NATIVE AMERICAN COMMUNITY ACADEMY
STATEMENT OF REVENUES, EXPENDITURES AND CHANGES IN
FUND BALANCES - GOVERNMENTAL FUNDS
Year Ended June 30, 2014

	29107 City/County Grants	31200 Public School Capital Outlay	31400 Special Capital Outlay	31600 HB33 Capital Improvements	31700 SB9 Capital Improvements	Total Primary Government
REVENUES						
Property taxes	$ -	$ -	$ -	$ 430,707	$ 107,648	$ 538,355
Local and county sources	7,000	-	-	-	-	901,222
State sources	-	167,800	508,068	-	-	3,366,105
Federal sources	-	-	-	-	-	367,121
Interest	-	-	-	-	-	-
Total revenues	7,000	167,800	508,068	430,707	107,648	5,172,803
EXPENDITURES						
Current:						
Instruction	-	-	-	-	-	1,892,708
Support services:						
Students	7,000	-	-	-	-	873,679
Instruction	-	-	-	-	-	4,283
General administration	-	-	-	-	-	94,168
School administration	-	-	-	-	-	125,348
Central services	-	-	-	-	-	366,493
Operation & maintenance of plant	-	-	-	-	-	42,405
Student transportation	-	-	-	-	-	123,238
Other support services	-	-	-	-	-	-
Operation of non-instructional services:						
Community services operations	-	-	-	-	-	-
Food services operations	-	-	-	-	-	180,342
Capital outlay	-	167,800	508,068	430,707	107,648	1,431,628
Total expenditures	7,000	167,800	508,068	430,707	107,648	5,134,292
Excess (deficiency) of revenues over (under) expenditures	-	-	-	-	-	38,511
Other financing sources (uses):						
Other financing uses	-	-	-	-	-	-
Total other financing sources (uses)	-	-	-	-	-	-
NET CHANGES IN FUND BALANCES	-	-	-	-	-	38,511
FUND BALANCES, BEGINNING OF YEAR	-	-	-	-	-	53,459
FUND BALANCES, END OF YEAR	$ -	$ -	$ -	$ -	$ -	$ 91,970

The accompanying notes are an integral part of the financial statements.

STATE OF NEW MEXICO
ALBUQUERQUE MUNICIPAL SCHOOL DISTRICT NO. 12
NATIVE AMERICAN COMMUNITY ACADEMY
RECONCILIATION OF THE STATEMENT OF REVENUES, EXPENDITURES, AND CHANGES IN FUND BALANCES - GOVERNMENTAL FUNDS TO THE STATEMENT OF ACTIVITIES
Year Ended June 30, 2014

Net Changes in Fund Balances - Total Governmental Funds (Statement of Revenues, Expenditures, and Changes in Fund Balances)	$ 38,511
Amounts reported for governmental activities in the Statement of Activities are different because:	
In the Statement of Activities, certain operating expenses - compensated absences (sick and annual leave) are measured by the amounts earned during the year. In the Governmental Funds, however, expenditures for these items are measured by the amounts of financial resources used (essentially, the amounts actually paid).	
The decrease in compensated absences for the fiscal year was:	-
Governmental Funds report capital outlays as expenditures. However, in the Statement of Activities, the cost of those assets is allocated over their estimated useful lives and reported as depreciation expense. In the current period, these amounts were:	
Capital outlay	705,596
Depreciation expense	(141,119)
Excess of depreciation expense over capital outlay	564,477
Loss/Adjustments on disposal of assets	-
Change in net position of governmental activities (Statement of Activities)	$ 602,988

The accompanying notes are an integral part of the financial statements.

STATE OF NEW MEXICO
ALBUQUERQUE MUNICIPAL SCHOOL DISTRICT NO. 12
NATIVE AMERICAN COMMUNITY ACADEMY
GENERAL FUND (FUND 11000)
STATEMENT OF REVENUES, EXPENDITURES AND CHANGES IN
FUND BALANCE - BUDGET (BUDGETARY BASIS) AND ACTUAL
Year Ended June 30, 2014

	Budgeted Amounts		Actual Amounts	Variance From Final Budget
	Original	Final	(Budgetary Basis)	Positive (Negative)
REVENUES				
Local and county sources	$ -	$ -	$ 37,448	$ 37,448
State sources	2,437,103	2,437,103	2,437,103	-
Federal sources	-	-	-	-
Interest	-	-	-	-
TOTAL REVENUES	2,437,103	2,437,103	2,474,551	37,448
EXPENDITURES				
Current:				
Instruction	1,415,553	1,516,985	1,510,306	6,679
Support Services:				
Students	267,160	318,942	310,259	8,683
Instruction	-	-	-	-
General administration	89,807	104,807	85,501	19,306
School administration	197,838	140,838	125,348	15,490
Central services	156,463	311,463	300,365	11,098
Operation & maintenance of plant	293,282	48,500	42,405	6,095
Student transportation	7,000	17,000	7,118	9,882
Other support services	-	-	-	-
Operation of non-instructional services:				
Community services operations	-	-	-	-
Food services operations	-	-	-	-
Capital outlay	10,000	-	-	-
TOTAL EXPENDITURES	2,437,103	2,458,535	2,381,302	77,233
EXCESS (DEFICIENCY) OF REVENUES OVER (UNDER) EXPENDITURES	-	(21,432)	93,249	(114,681)
DESIGNATED CASH	-	21,432	-	(21,432)
NET CHANGES IN FUND BALANCES	$ -	$ -	93,249	$ 93,249
RECONCILIATION TO GAAP BASIS				
Adjustments to revenues			(19,248)	
Adjustments to expenditures			(19,639)	
NET CHANGES IN FUND BALANCES			$ 54,362	

The accompanying notes are an integral part of the financial statements.

STATE OF NEW MEXICO
ALBUQUERQUE MUNICIPAL SCHOOL DISTRICT NO. 12
NATIVE AMERICAN COMMUNITY ACADEMY
PUPIL TRANSPORTATION (FUND 13000)
STATEMENT OF REVENUES, EXPENDITURES AND CHANGES IN
FUND BALANCE - BUDGET (BUDGETARY BASIS) AND ACTUAL
Year Ended June 30, 2014

	Budgeted Amounts		Actual Amounts	Variance From Final Budget
	Original	Final	(Budgetary Basis)	Positive (Negative)
REVENUES				
Local and county sources	$ -	$ -	$ -	$ -
State sources	-	116,120	116,120	-
Federal sources	-	-	-	-
Interest	-	-	-	-
TOTAL REVENUES	-	116,120	116,120	-
EXPENDITURES				
Current:				
Instruction	-	-	-	-
Support Services:				
Students	-	-	-	-
Instruction	-	-	-	-
General administration	-	-	-	-
School administration	-	-	-	-
Central services	-	-	-	-
Operation & maintenance of plant	-	-	-	-
Student transportation	-	116,120	116,120	-
Other support services	-	-	-	-
Operation of non-instructional services:				
Community services operations	-	-	-	-
Food services operations	-	-	-	-
Capital outlay	-	-	-	-
TOTAL EXPENDITURES	-	116,120	116,120	-
EXCESS (DEFICIENCY) OF REVENUES OVER (UNDER) EXPENDITURES	-	-	-	-
DESIGNATED CASH	-	-	-	-
NET CHANGES IN FUND BALANCES	$ -	$ -	-	$ -
RECONCILIATION TO GAAP BASIS				
Adjustments to revenues			-	
Adjustments to expenditures			-	
NET CHANGES IN FUND BALANCES			$ -	

The accompanying notes are an integral part of the financial statements.

STATE OF NEW MEXICO
ALBUQUERQUE MUNICIPAL SCHOOL DISTRICT NO. 12
NATIVE AMERICAN COMMUNITY ACADEMY
INSTRUCTIONAL MATERIALS (FUND 14000)
STATEMENT OF REVENUES, EXPENDITURES AND CHANGES IN
FUND BALANCE - BUDGET (BUDGETARY BASIS) AND ACTUAL
Year Ended June 30, 2014

	Budgeted Amounts		Actual Amounts	Variance From Final Budget
	Original	Final	(Budgetary Basis)	Positive (Negative)
REVENUES				
Local and county sources	$ -	$ -	$ -	$ -
State sources	-	22,416	24,909	2,493
Federal sources	-	-	-	-
Interest	-	-	-	-
TOTAL REVENUES	-	22,416	24,909	2,493
EXPENDITURES				
Current:				
Instruction	-	37,644	35,965	1,679
Support Services:				
Students	-	-	-	-
Instruction	-	-	-	-
General administration	-	-	-	-
School administration	-	-	-	-
Central services	-	-	-	-
Operation & maintenance of plant	-	-	-	-
Student transportation	-	-	-	-
Other support services	-	-	-	-
Operation of non-instructional services:				
Community services operations	-	-	-	-
Food services operations	-	-	-	-
Capital outlay	-	-	-	-
TOTAL EXPENDITURES	-	37,644	35,965	1,679
EXCESS (DEFICIENCY) OF REVENUES OVER (UNDER) EXPENDITURES	-	(15,228)	(11,056)	(4,172)
DESIGNATED CASH	-	15,228	-	(15,228)
NET CHANGES IN FUND BALANCES	$ -	$ -	(11,056)	$ (11,056)
RECONCILIATION TO GAAP BASIS				
Adjustments to revenues			(2,493)	
Adjustments to expenditures			-	
NET CHANGES IN FUND BALANCES			$ (13,549)	

The accompanying notes are an integral part of the financial statements.

STATE OF NEW MEXICO
ALBUQUERQUE MUNICIPAL SCHOOL DISTRICT NO. 12
NATIVE AMERICAN COMMUNITY ACADEMY
FOOD SERVICES (FUND 21000)
STATEMENT OF REVENUES, EXPENDITURES AND CHANGES IN
FUND BALANCE - BUDGET (BUDGETARY BASIS) AND ACTUAL
Year Ended June 30, 2014

	Budgeted Amounts		Actual Amounts	Variance From Final Budget
	Original	Final	(Budgetary Basis)	Positive (Negative)
REVENUES				
Local and county sources	$ -	$ 40,762	$ 11,883	$ (28,879)
State sources	-	-	-	-
Federal sources	-	124,232	157,108	32,876
Interest	-	-	-	-
TOTAL REVENUES	-	164,994	168,991	3,997
EXPENDITURES				
Current:				
Instruction	-	-	-	-
Support Services:				
Students	-	-	-	-
Instruction	-	-	-	-
General administration	-	-	-	-
School administration	-	-	-	-
Central services	-	-	-	-
Operation & maintenance of plant	-	-	-	-
Student transportation	-	-	-	-
Other support services	-	-	-	-
Operation of non-instructional services:				
Community services operations	-	-	-	-
Food services operations	-	180,342	180,342	-
Capital outlay	-	-	-	-
TOTAL EXPENDITURES	-	180,342	180,342	-
EXCESS (DEFICIENCY) OF REVENUES OVER (UNDER) EXPENDITURES	-	(15,348)	(11,351)	(3,997)
DESIGNATED CASH	-	15,348	-	(15,348)
NET CHANGES IN FUND BALANCES	$ -	$ -	(11,351)	$ (11,351)
RECONCILIATION TO GAAP BASIS				
Adjustments to revenues			-	
Adjustments to expenditures			-	
NET CHANGES IN FUND BALANCES			$ (11,351)	

The accompanying notes are an integral part of the financial statements.

STATE OF NEW MEXICO
ALBUQUERQUE MUNICIPAL SCHOOL DISTRICT NO. 12
NATIVE AMERICAN COMMUNITY ACADEMY
TITLE I FUND (FUND 24101)
STATEMENT OF REVENUES, EXPENDITURES AND CHANGES IN
FUND BALANCE - BUDGET (BUDGETARY BASIS) AND ACTUAL
Year Ended June 30, 2014

	Budgeted Amounts		Actual Amounts	Variance From Final Budget
	Original	Final	(Budgetary Basis)	Positive (Negative)
REVENUES				
Local and county sources	$ -	$ -	$ -	$ -
State sources	-	-	-	-
Federal sources	83,282	83,282	131,897	48,615
Interest	-	-	-	-
TOTAL REVENUES	83,282	83,282	131,897	48,615
EXPENDITURES				
Current:				
Instruction	81,698	81,698	81,698	-
Support Services:				
Students	1,584	1,584	1,584	-
Instruction	-	-	-	-
General administration	-	-	-	-
School administration	-	-	-	-
Central services	-	-	-	-
Operation & maintenance of plant	-	-	-	-
Student transportation	-	-	-	-
Other support services	-	-	-	-
Operation of non-instructional services:				
Community services operations	-	-	-	-
Food services operations	-	-	-	-
Capital outlay	-	-	-	-
TOTAL EXPENDITURES	83,282	83,282	83,282	-
EXCESS (DEFICIENCY) OF REVENUES OVER (UNDER) EXPENDITURES	-	-	48,615	(48,615)
DESIGNATED CASH	-	-	-	-
NET CHANGES IN FUND BALANCES	$ -	$ -	48,615	$ 48,615
RECONCILIATION TO GAAP BASIS				
Adjustments to revenues			(48,615)	
Adjustments to expenditures			-	
NET CHANGES IN FUND BALANCES			$ -	

The accompanying notes are an integral part of the financial statements.

STATE OF NEW MEXICO
ALBUQUERQUE MUNICIPAL SCHOOL DISTRICT NO. 12
NATIVE AMERICAN COMMUNITY ACADEMY
IDEA-B ENTITLEMENT (FUND 24106)
STATEMENT OF REVENUES, EXPENDITURES AND CHANGES IN
FUND BALANCE - BUDGET (BUDGETARY BASIS) AND ACTUAL
Year Ended June 30, 2014

	Budgeted Amounts		Actual Amounts	Variance From Final Budget
	Original	Final	(Budgetary Basis)	Positive (Negative)
REVENUES				
Local and county sources	$ -	$ -	$ -	$ -
State sources	-	-	-	-
Federal sources	64,174	67,569	71,168	3,599
Interest	-	-	-	-
TOTAL REVENUES	64,174	67,569	71,168	3,599
EXPENDITURES				
Current:				
Instruction	-	18,597	16,369	2,228
Support Services:				
Students	64,174	48,972	48,972	-
Instruction	-	-	-	-
General administration	-	-	-	-
School administration	-	-	-	-
Central services	-	-	-	-
Operation & maintenance of plant	-	-	-	-
Student transportation	-	-	-	-
Other support services	-	-	-	-
Operation of non-instructional services:				
Community services operations	-	-	-	-
Food services operations	-	-	-	-
Capital outlay	-	-	-	-
TOTAL EXPENDITURES	64,174	67,569	65,341	2,228
EXCESS (DEFICIENCY) OF REVENUES OVER (UNDER) EXPENDITURES	-	-	5,827	(5,827)
DESIGNATED CASH	-	-	-	-
NET CHANGES IN FUND BALANCES	$ -	$ -	5,827	$ 5,827
RECONCILIATION TO GAAP BASIS				
Adjustments to revenues			(5,827)	
Adjustments to expenditures			-	
NET CHANGES IN FUND BALANCES			$ -	

The accompanying notes are an integral part of the financial statements.

STATE OF NEW MEXICO
ALBUQUERQUE MUNICIPAL SCHOOL DISTRICT NO. 12
NATIVE AMERICAN COMMUNITY ACADEMY
ENGLISH LANGUAGE ACQUISITION (FUND 24153)
STATEMENT OF REVENUES, EXPENDITURES AND CHANGES IN
FUND BALANCE - BUDGET (BUDGETARY BASIS) AND ACTUAL
Year Ended June 30, 2014

	Budgeted Amounts		Actual Amounts	Variance From Final Budget
	Original	Final	(Budgetary Basis)	Positive (Negative)
REVENUES				
Local and county sources	$ -	$ -	$ -	$ -
State sources	-	-	-	-
Federal sources	1,456	1,456	-	(1,456)
Interest	-	-	-	-
TOTAL REVENUES	1,456	1,456	-	(1,456)
EXPENDITURES				
Current:				
Instruction	1,456	1,456	539	917
Support Services:				
Students	-	-	-	-
Instruction	-	-	-	-
General administration	-	-	-	-
School administration	-	-	-	-
Central services	-	-	-	-
Operation & maintenance of plant	-	-	-	-
Student transportation	-	-	-	-
Other support services	-	-	-	-
Operation of non-instructional services:				
Community services operations	-	-	-	-
Food services operations	-	-	-	-
Capital outlay	-	-	-	-
TOTAL EXPENDITURES	1,456	1,456	539	917
EXCESS (DEFICIENCY) OF REVENUES OVER (UNDER) EXPENDITURES	-	-	(539)	539
DESIGNATED CASH	-	-	-	-
NET CHANGES IN FUND BALANCES	$ -	$ -	(539)	$ (539)
RECONCILIATION TO GAAP BASIS				
Adjustments to revenues			539	
Adjustments to expenditures			-	
NET CHANGES IN FUND BALANCES			$ -	

The accompanying notes are an integral part of the financial statements.

STATE OF NEW MEXICO
ALBUQUERQUE MUNICIPAL SCHOOL DISTRICT NO. 12
NATIVE AMERICAN COMMUNITY ACADEMY
TEACHER/PRINCIPAL TRAINING (FUND 24154)
STATEMENT OF REVENUES, EXPENDITURES AND CHANGES IN
FUND BALANCE - BUDGET (BUDGETARY BASIS) AND ACTUAL
Year Ended June 30, 2014

	Budgeted Amounts		Actual Amounts	Variance From Final Budget
	Original	Final	(Budgetary Basis)	Positive (Negative)
REVENUES				
Local and county sources	$ -	$ -	$ -	$ -
State sources	-	-	-	-
Federal sources	17,018	17,018	17,018	-
Interest	-	-	-	-
TOTAL REVENUES	17,018	17,018	17,018	-
EXPENDITURES				
Current:				
Instruction	17,018	17,018	17,018	-
Support Services:				
Students	-	-	-	-
Instruction	-	-	-	-
General administration	-	-	-	-
School administration	-	-	-	-
Central services	-	-	-	-
Operation & maintenance of plant	-	-	-	-
Student transportation	-	-	-	-
Other support services	-	-	-	-
Operation of non-instructional services:				
Community services operations	-	-	-	-
Food services operations	-	-	-	-
Capital outlay	-	-	-	-
TOTAL EXPENDITURES	17,018	17,018	17,018	-
EXCESS (DEFICIENCY) OF REVENUES OVER (UNDER) EXPENDITURES	-	-	-	-
DESIGNATED CASH	-	-	-	-
NET CHANGES IN FUND BALANCES	$ -	$ -	-	$ -
RECONCILIATION TO GAAP BASIS				
Adjustments to revenues			-	
Adjustments to expenditures			-	
NET CHANGES IN FUND BALANCES			$ -	

The accompanying notes are an integral part of the financial statements.

STATE OF NEW MEXICO
ALBUQUERQUE MUNICIPAL SCHOOL DISTRICT NO. 12
NATIVE AMERICAN COMMUNITY ACADEMY
IMPACT AID INDIAN EDUCATION (FUND 25147)
STATEMENT OF REVENUES, EXPENDITURES AND CHANGES IN
FUND BALANCE - BUDGET (BUDGETARY BASIS) AND ACTUAL
Year Ended June 30, 2014

	Budgeted Amounts		Actual Amounts	Variance From Final Budget
	Original	Final	(Budgetary Basis)	Positive (Negative)
REVENUES				
Local and county sources	$ -	$ -	$ -	$ -
State sources	-	-	-	-
Federal sources	-	-	-	-
Interest	-	-	-	-
TOTAL REVENUES	-	-	-	-
EXPENDITURES				
Current:				
Instruction	-	-	-	-
Support Services:				
Students	-	951	951	-
Instruction	-	-	-	-
General administration	-	-	-	-
School administration	-	-	-	-
Central services	-	-	-	-
Operation & maintenance of plant	-	-	-	-
Student transportation	-	-	-	-
Other support services	-	-	-	-
Operation of non-instructional services:				
Community services operations	-	-	-	-
Food services operations	-	-	-	-
Capital outlay	-	-	-	-
TOTAL EXPENDITURES	-	951	951	-
EXCESS (DEFICIENCY) OF REVENUES OVER (UNDER) EXPENDITURES	-	(951)	(951)	-
DESIGNATED CASH	-	951	-	(951)
NET CHANGES IN FUND BALANCES	$ -	$ -	(951)	$ (951)
RECONCILIATION TO GAAP BASIS				
Adjustments to revenues			-	
Adjustments to expenditures			-	
NET CHANGES IN FUND BALANCES			$ (951)	

The accompanying notes are an integral part of the financial statements.

STATE OF NEW MEXICO
ALBUQUERQUE MUNICIPAL SCHOOL DISTRICT NO. 12
NATIVE AMERICAN COMMUNITY ACADEMY
INDIAN EDUCATION FORMULA GRANT (FUND 25184)
STATEMENT OF REVENUES, EXPENDITURES AND CHANGES IN
FUND BALANCE - BUDGET (BUDGETARY BASIS) AND ACTUAL
Year Ended June 30, 2014

	Budgeted Amounts		Actual Amounts	Variance From Final Budget
	Original	Final	(Budgetary Basis)	Positive (Negative)
REVENUES				
Local and county sources	$ -	$ -	$ -	$ -
State sources	-	-	-	-
Federal sources	-	32,000	32,000	-
Interest	-	-	-	-
TOTAL REVENUES	-	32,000	32,000	-
EXPENDITURES				
Current:				
Instruction	-	32,000	32,000	-
Support Services:				
Students	-	-	-	-
Instruction	-	-	-	-
General administration	-	-	-	-
School administration	-	-	-	-
Central services	-	-	-	-
Operation & maintenance of plant	-	-	-	-
Student transportation	-	-	-	-
Other support services	-	-	-	-
Operation of non-instructional services:				
Community services operations	-	-	-	-
Food services operations	-	-	-	-
Capital outlay	-	-	-	-
TOTAL EXPENDITURES	-	32,000	32,000	-
EXCESS (DEFICIENCY) OF REVENUES OVER (UNDER) EXPENDITURES	-	-	-	-
DESIGNATED CASH	-	-	-	-
NET CHANGES IN FUND BALANCES	$ -	$ -	-	$ -
RECONCILIATION TO GAAP BASIS				
Adjustments to revenues			-	
Adjustments to expenditures			-	
NET CHANGES IN FUND BALANCES			$ -	

The accompanying notes are an integral part of the financial statements.

STATE OF NEW MEXICO
ALBUQUERQUE MUNICIPAL SCHOOL DISTRICT NO. 12
NATIVE AMERICAN COMMUNITY ACADEMY
SUBSTANCE ABUSE AND MENTAL HEALTH (FUND 25238)
STATEMENT OF REVENUES, EXPENDITURES AND CHANGES IN
FUND BALANCE - BUDGET (BUDGETARY BASIS) AND ACTUAL
Year Ended June 30, 2014

	Budgeted Amounts		Actual Amounts	Variance From Final Budget
	Original	Final	(Budgetary Basis)	Positive (Negative)
REVENUES				
Local and county sources	$ -	$ -	$ -	$ -
State sources	-	-	-	-
Federal sources	-	92,877	11,833	(81,044)
Interest	-	-	-	-
TOTAL REVENUES	-	92,877	11,833	(81,044)
EXPENDITURES				
Current:				
Instruction	-	-	-	-
Support Services:				
Students	-	92,877	1,600	91,277
Instruction	-	-	-	-
General administration	-	-	-	-
School administration	-	-	-	-
Central services	-	-	-	-
Operation & maintenance of plant	-	-	-	-
Student transportation	-	-	-	-
Other support services	-	-	-	-
Operation of non-instructional services:				
Community services operations	-	-	-	-
Food services operations	-	-	-	-
Capital outlay	-	-	-	-
TOTAL EXPENDITURES	-	92,877	1,600	91,277
EXCESS (DEFICIENCY) OF REVENUES OVER (UNDER) EXPENDITURES	-	-	10,233	(10,233)
DESIGNATED CASH	-	-	-	-
NET CHANGES IN FUND BALANCES	$ -	$ -	10,233	$ 10,233
RECONCILIATION TO GAAP BASIS				
Adjustments to revenues			-	
Adjustments to expenditures			-	
NET CHANGES IN FUND BALANCES			$ 10,233	

The accompanying notes are an integral part of the financial statements.

STATE OF NEW MEXICO
ALBUQUERQUE MUNICIPAL SCHOOL DISTRICT NO. 12
NATIVE AMERICAN COMMUNITY ACADEMY
KELLOGG FOUNDATION (FUND 26121)
STATEMENT OF REVENUES, EXPENDITURES AND CHANGES IN
FUND BALANCE - BUDGET (BUDGETARY BASIS) AND ACTUAL
Year Ended June 30, 2014

	Budgeted Amounts		Actual Amounts	Variance From Final Budget
	Original	Final	(Budgetary Basis)	Positive (Negative)
REVENUES				
Local and county sources	$ -	$ 410,300	$ 410,300	$ -
State sources	-	-	-	-
Federal sources	-	-	-	-
Interest	-	-	-	-
TOTAL REVENUES	-	410,300	410,300	-
EXPENDITURES				
Current:				
Instruction	-	-	-	-
Support Services:				
Students	-	360,800	247,138	113,662
Instruction	-	8,000	-	8,000
General administration	-	2,825	1,109	1,716
School administration	-	-	-	-
Central services	-	60,000	58,880	1,120
Operation & maintenance of plant	-	-	-	-
Student transportation	-	-	-	-
Other support services	-	-	-	-
Operation of non-instructional services:				
Community services operations	-	-	-	-
Food services operations	-	-	-	-
Capital outlay	-	-	-	-
TOTAL EXPENDITURES	-	431,625	307,127	124,498
EXCESS (DEFICIENCY) OF REVENUES OVER (UNDER) EXPENDITURES	-	(21,325)	103,173	(124,498)
DESIGNATED CASH	-	21,325	-	(21,325)
NET CHANGES IN FUND BALANCES	$ -	$ -	103,173	$ 103,173
RECONCILIATION TO GAAP BASIS				
Adjustments to revenues			(103,173)	
Adjustments to expenditures			-	
NET CHANGES IN FUND BALANCES			$ -	

The accompanying notes are an integral part of the financial statements.

STATE OF NEW MEXICO
ALBUQUERQUE MUNICIPAL SCHOOL DISTRICT NO. 12
NATIVE AMERICAN COMMUNITY ACADEMY
NEW MEXICO COMMUNITY FOUNDATION (FUND 26176)
STATEMENT OF REVENUES, EXPENDITURES AND CHANGES IN
FUND BALANCE - BUDGET (BUDGETARY BASIS) AND ACTUAL
Year Ended June 30, 2014

	Budgeted Amounts		Actual Amounts	Variance From Final Budget
	Original	Final	(Budgetary Basis)	Positive (Negative)
REVENUES				
Local and county sources	$ -	$ 270,580	$ 271,019	$ 439
State sources	-	-	-	-
Federal sources	-	-	-	-
Interest	-	-	-	-
TOTAL REVENUES	-	270,580	271,019	439
EXPENDITURES				
Current:				
Instruction	-	77,000	73,767	3,233
Support Services:				
Students	-	192,769	102,055	90,714
Instruction	-	-	-	-
General administration	-	20,000	7,558	12,442
School administration	-	-	-	-
Central services	-	5,811	5,248	563
Operation & maintenance of plant	-	-	-	-
Student transportation	-	-	-	-
Other support services	-	-	-	-
Operation of non-instructional services:				
Community services operations	-	-	-	-
Food services operations	-	-	-	-
Capital outlay	-	-	-	-
TOTAL EXPENDITURES	-	295,580	188,628	106,952
EXCESS (DEFICIENCY) OF REVENUES OVER (UNDER) EXPENDITURES	-	(25,000)	82,391	(107,391)
DESIGNATED CASH	-	25,000	-	(25,000)
NET CHANGES IN FUND BALANCES	$ -	$ -	82,391	$ 82,391
RECONCILIATION TO GAAP BASIS				
Adjustments to revenues			(82,391)	
Adjustments to expenditures			-	
NET CHANGES IN FUND BALANCES			$ -	

The accompanying notes are an integral part of the financial statements.

STATE OF NEW MEXICO
ALBUQUERQUE MUNICIPAL SCHOOL DISTRICT NO. 12
NATIVE AMERICAN COMMUNITY ACADEMY
ALBUQUERQUE COMMUNITY FOUNDATION (FUND 26198)
STATEMENT OF REVENUES, EXPENDITURES AND CHANGES IN
FUND BALANCE - BUDGET (BUDGETARY BASIS) AND ACTUAL
Year Ended June 30, 2014

	Budgeted Amounts		Actual Amounts	Variance From Final Budget
	Original	Final	(Budgetary Basis)	Positive (Negative)
REVENUES				
Local and county sources	$ -	$ -	$ -	$ -
State sources	-	-	-	-
Federal sources	-	-	-	-
Interest	-	-	-	-
TOTAL REVENUES	-	-	-	-
EXPENDITURES				
Current:				
Instruction	-	-	-	-
Support Services:				
Students	-	500	500	-
Instruction	-	-	-	-
General administration	-	-	-	-
School administration	-	-	-	-
Central services	-	-	-	-
Operation & maintenance of plant	-	-	-	-
Student transportation	-	-	-	-
Other support services	-	-	-	-
Operation of non-instructional services:				
Community services operations	-	-	-	-
Food services operations	-	-	-	-
Capital outlay	-	-	-	-
TOTAL EXPENDITURES	-	500	500	-
EXCESS (DEFICIENCY) OF REVENUES OVER (UNDER) EXPENDITURES	-	(500)	(500)	-
DESIGNATED CASH	-	500	-	(500)
NET CHANGES IN FUND BALANCES	$ -	$ -	(500)	$ (500)
RECONCILIATION TO GAAP BASIS				
Adjustments to revenues			-	
Adjustments to expenditures			-	
NET CHANGES IN FUND BALANCES			$ (500)	

The accompanying notes are an integral part of the financial statements.

STATE OF NEW MEXICO
ALBUQUERQUE MUNICIPAL SCHOOL DISTRICT NO. 12
NATIVE AMERICAN COMMUNITY ACADEMY
CNM FOUNDATION (FUND 26207)
STATEMENT OF REVENUES, EXPENDITURES AND CHANGES IN
FUND BALANCE - BUDGET (BUDGETARY BASIS) AND ACTUAL
Year Ended June 30, 2014

	Budgeted Amounts		Actual Amounts	Variance From Final Budget
	Original	Final	(Budgetary Basis)	Positive (Negative)
REVENUES				
Local and county sources	$ -	$ -	$ 500	$ 500
State sources	-	-	-	-
Federal sources	-	-	-	-
Interest	-	-	-	-
TOTAL REVENUES	-	-	500	500
EXPENDITURES				
Current:				
Instruction	-	-	-	-
Support Services:				
Students	-	412	233	179
Instruction	-	-	-	-
General administration	-	-	-	-
School administration	-	-	-	-
Central services	-	-	-	-
Operation & maintenance of plant	-	-	-	-
Student transportation	-	-	-	-
Other support services	-	-	-	-
Operation of non-instructional services:				
Community services operations	-	-	-	-
Food services operations	-	-	-	-
Capital outlay	-	-	-	-
TOTAL EXPENDITURES	-	412	233	179
EXCESS (DEFICIENCY) OF REVENUES OVER (UNDER) EXPENDITURES	-	(412)	267	(679)
DESIGNATED CASH	-	412	-	(412)
NET CHANGES IN FUND BALANCES	$ -	$ -	267	$ 267
RECONCILIATION TO GAAP BASIS				
Adjustments to revenues			-	
Adjustments to expenditures			-	
NET CHANGES IN FUND BALANCES			$ 267	

The accompanying notes are an integral part of the financial statements.

STATE OF NEW MEXICO
ALBUQUERQUE MUNICIPAL SCHOOL DISTRICT NO. 12
NATIVE AMERICAN COMMUNITY ACADEMY
INDIAN EDUCATION ACT (FUND 27150)
STATEMENT OF REVENUES, EXPENDITURES AND CHANGES IN
FUND BALANCE - BUDGET (BUDGETARY BASIS) AND ACTUAL
Year Ended June 30, 2014

	Budgeted Amounts		Actual Amounts	Variance From Final Budget
	Original	Final	(Budgetary Basis)	Positive (Negative)
REVENUES				
Local and county sources	$ -	$ -	$ -	$ -
State sources	-	-	-	-
Federal sources	-	-	-	-
Interest	-	-	-	-
TOTAL REVENUES	-	-	-	-
EXPENDITURES				
Current:				
Instruction	-	20,000	20,000	-
Support Services:				
Students	-	-	-	-
Instruction	-	-	-	-
General administration	-	-	-	-
School administration	-	-	-	-
Central services	-	-	-	-
Operation & maintenance of plant	-	-	-	-
Student transportation	-	-	-	-
Other support services	-	-	-	-
Operation of non-instructional services:				
Community services operations	-	-	-	-
Food services operations	-	-	-	-
Capital outlay	-	-	-	-
TOTAL EXPENDITURES	-	20,000	20,000	-
EXCESS (DEFICIENCY) OF REVENUES OVER (UNDER) EXPENDITURES	-	(20,000)	(20,000)	-
DESIGNATED CASH	-	20,000	-	-
NET CHANGES IN FUND BALANCES	$ -	$ -	(20,000)	$ (20,000)
RECONCILIATION TO GAAP BASIS				
Adjustments to revenues			20,000	
Adjustments to expenditures			-	
NET CHANGES IN FUND BALANCES			$ -	

The accompanying notes are an integral part of the financial statements.

STATE OF NEW MEXICO
ALBUQUERQUE MUNICIPAL SCHOOL DISTRICT NO. 12
NATIVE AMERICAN COMMUNITY ACADEMY
NEXT GENERATION ASSESSMENTS (FUND 27185)
STATEMENT OF REVENUES, EXPENDITURES AND CHANGES IN
FUND BALANCE - BUDGET (BUDGETARY BASIS) AND ACTUAL
Year Ended June 30, 2014

	Budgeted Amounts		Actual Amounts	Variance From Final Budget
	Original	Final	(Budgetary Basis)	Positive (Negative)
REVENUES				
Local and county sources	$ -	$ -	$ -	$ -
State sources	-	4,283	4,283	-
Federal sources	-	-	-	-
Interest	-	-	-	-
TOTAL REVENUES	-	4,283	4,283	-
EXPENDITURES				
Current:				
Instruction	-	-	-	-
Support Services:				
Students	-	-	-	-
Instruction	-	4,283	4,283	-
General administration	-	-	-	-
School administration	-	-	-	-
Central services	-	-	-	-
Operation & maintenance of plant	-	-	-	-
Student transportation	-	-	-	-
Other support services	-	-	-	-
Operation of non-instructional services:				
Community services operations	-	-	-	-
Food services operations	-	-	-	-
Capital outlay	-	-	-	-
TOTAL EXPENDITURES	-	4,283	4,283	-
EXCESS (DEFICIENCY) OF REVENUES OVER (UNDER) EXPENDITURES	-	-	-	-
DESIGNATED CASH	-	-	-	-
NET CHANGES IN FUND BALANCES	$ -	$ -	-	$ -
RECONCILIATION TO GAAP BASIS				
Adjustments to revenues			-	
Adjustments to expenditures			-	
NET CHANGES IN FUND BALANCES			$ -	

The accompanying notes are an integral part of the financial statements.

STATE OF NEW MEXICO
ALBUQUERQUE MUNICIPAL SCHOOL DISTRICT NO. 12
NATIVE AMERICAN COMMUNITY ACADEMY
TEACHING SUPPORT FOR LOW INCOME (FUND 27186)
STATEMENT OF REVENUES, EXPENDITURES AND CHANGES IN
FUND BALANCE - BUDGET (BUDGETARY BASIS) AND ACTUAL
Year Ended June 30, 2014

	Budgeted Amounts		Actual Amounts	Variance From Final Budget
	Original	Final	(Budgetary Basis)	Positive (Negative)
REVENUES				
Local and county sources	$ -	$ -	$ -	$ -
State sources	-	115,613	-	(115,613)
Federal sources	-	-	-	-
Interest	-	-	-	-
TOTAL REVENUES	-	115,613	-	(115,613)
EXPENDITURES				
Current:				
Instruction	-	115,613	85,407	30,206
Support Services:				
Students	-	-	-	-
Instruction	-	-	-	-
General administration	-	-	-	-
School administration	-	-	-	-
Central services	-	-	-	-
Operation & maintenance of plant	-	-	-	-
Student transportation	-	-	-	-
Other support services	-	-	-	-
Operation of non-instructional services:				
Community services operations	-	-	-	-
Food services operations	-	-	-	-
Capital outlay	-	-	-	-
TOTAL EXPENDITURES	-	115,613	85,407	30,206
EXCESS (DEFICIENCY) OF REVENUES OVER (UNDER) EXPENDITURES	-	-	(85,407)	85,407
DESIGNATED CASH	-	-	-	-
NET CHANGES IN FUND BALANCES	$ -	$ -	(85,407)	$ (85,407)
RECONCILIATION TO GAAP BASIS				
Adjustments to revenues			85,407	
Adjustments to expenditures			-	
NET CHANGES IN FUND BALANCES			$ -	

The accompanying notes are an integral part of the financial statements.

STATE OF NEW MEXICO
ALBUQUERQUE MUNICIPAL SCHOOL DISTRICT NO. 12
NATIVE AMERICAN COMMUNITY ACADEMY
SUICIDE PREVENTION (FUND 28158)
STATEMENT OF REVENUES, EXPENDITURES AND CHANGES IN
FUND BALANCE - BUDGET (BUDGETARY BASIS) AND ACTUAL
Year Ended June 30, 2014

	Budgeted Amounts		Actual Amounts	Variance From Final Budget
	Original	Final	(Budgetary Basis)	Positive (Negative)
REVENUES				
Local and county sources	$ -	$ -	$ -	$ -
State sources	-	-	8,398	8,398
Federal sources	-	-	-	-
Interest	-	-	-	-
TOTAL REVENUES	-	-	8,398	8,398
EXPENDITURES				
Current:				
Instruction	-	-	-	-
Support Services:				
Students	-	2,908	2,908	-
Instruction	-	-	-	-
General administration	-	-	-	-
School administration	-	-	-	-
Central services	-	2,000	2,000	-
Operation & maintenance of plant	-	-	-	-
Student transportation	-	-	-	-
Other support services	-	-	-	-
Operation of non-instructional services:				
Community services operations	-	-	-	-
Food services operations	-	-	-	-
Capital outlay	-	-	-	-
TOTAL EXPENDITURES	-	4,908	4,908	-
EXCESS (DEFICIENCY) OF REVENUES OVER (UNDER) EXPENDITURES	-	(4,908)	3,490	(8,398)
DESIGNATED CASH	-	4,908	-	(4,908)
NET CHANGES IN FUND BALANCES	$ -	$ -	3,490	$ 3,490
RECONCILIATION TO GAAP BASIS				
Adjustments to revenues			(3,490)	
Adjustments to expenditures			-	
NET CHANGES IN FUND BALANCES			$ -	

The accompanying notes are an integral part of the financial statements.

STATE OF NEW MEXICO
ALBUQUERQUE MUNICIPAL SCHOOL DISTRICT NO. 12
NATIVE AMERICAN COMMUNITY ACADEMY
PRIVATE DIRECT GRANTS (FUND 29102)
STATEMENT OF REVENUES, EXPENDITURES AND CHANGES IN
FUND BALANCE - BUDGET (BUDGETARY BASIS) AND ACTUAL
Year Ended June 30, 2014

	Budgeted Amounts		Actual Amounts	Variance From Final Budget
	Original	Final	(Budgetary Basis)	Positive (Negative)
REVENUES				
Local and county sources	$ -	$ 101,495	$ 96,229	$ (5,266)
State sources	-	-	-	-
Federal sources	-	-	-	-
Interest	-	-	-	-
TOTAL REVENUES	-	101,495	96,229	(5,266)
EXPENDITURES				
Current:				
Instruction	-	-	-	-
Support Services:				
Students	-	154,663	150,479	4,184
Instruction	-	-	-	-
General administration	-	-	-	-
School administration	-	-	-	-
Central services	-	-	-	-
Operation & maintenance of plant	-	-	-	-
Student transportation	-	-	-	-
Other support services	-	-	-	-
Operation of non-instructional services:				
Community services operations	-	-	-	-
Food services operations	-	-	-	-
Capital outlay	-	-	-	-
TOTAL EXPENDITURES	-	154,663	150,479	4,184
EXCESS (DEFICIENCY) OF REVENUES OVER (UNDER) EXPENDITURES	-	(53,168)	(54,250)	1,082
DESIGNATED CASH	-	53,168	-	(53,168)
NET CHANGES IN FUND BALANCES	$ -	$ -	(54,250)	$ (54,250)
RECONCILIATION TO GAAP BASIS				
Adjustments to revenues			271,655	
Adjustments to expenditures			(217,405)	
NET CHANGES IN FUND BALANCES			$ -	

The accompanying notes are an integral part of the financial statements.

STATE OF NEW MEXICO
ALBUQUERQUE MUNICIPAL SCHOOL DISTRICT NO. 12
NATIVE AMERICAN COMMUNITY ACADEMY
CITY/COUNTY GRANTS (FUND 29107)
STATEMENT OF REVENUES, EXPENDITURES AND CHANGES IN
FUND BALANCE - BUDGET (BUDGETARY BASIS) AND ACTUAL
Year Ended June 30, 2014

	Budgeted Amounts		Actual Amounts	Variance From Final Budget
	Original	Final	(Budgetary Basis)	Positive (Negative)
REVENUES				
Local and county sources	$ -	$ 7,000	$ 7,000	$ -
State sources	-	-	-	-
Federal sources	-	-	-	-
Interest	-	-	-	-
TOTAL REVENUES	-	7,000	7,000	-
EXPENDITURES				
Current:				
Instruction	-	-	-	-
Support Services:				
Students	-	7,000	7,000	-
Instruction	-	-	-	-
General administration	-	-	-	-
School administration	-	-	-	-
Central services	-	-	-	-
Operation & maintenance of plant	-	-	-	-
Student transportation	-	-	-	-
Other support services	-	-	-	-
Operation of non-instructional services:				
Community services operations	-	-	-	-
Food services operations	-	-	-	-
Capital outlay	-	-	-	-
TOTAL EXPENDITURES	-	7,000	7,000	-
EXCESS (DEFICIENCY) OF REVENUES OVER (UNDER) EXPENDITURES	-	-	-	-
DESIGNATED CASH	-	-	-	-
NET CHANGES IN FUND BALANCES	$ -	$ -	-	$ -
RECONCILIATION TO GAAP BASIS				
Adjustments to revenues			-	
Adjustments to expenditures			-	
NET CHANGES IN FUND BALANCES			$ -	

The accompanying notes are an integral part of the financial statements.

STATE OF NEW MEXICO
ALBUQUERQUE MUNICIPAL SCHOOL DISTRICT NO. 12
NATIVE AMERICAN COMMUNITY ACADEMY
PUBLIC SCHOOL CAPITAL OUTLAY (FUND 31200)
STATEMENT OF REVENUES, EXPENDITURES AND CHANGES IN
FUND BALANCE - BUDGET (BUDGETARY BASIS) AND ACTUAL
Year Ended June 30, 2014

	Budgeted Amounts		Actual Amounts	Variance From Final Budget
	Original	Final	(Budgetary Basis)	Positive (Negative)
REVENUES				
Local and county sources	$ -	$ -	$ -	$ -
State sources	-	167,800	167,800	-
Federal sources	-	-	-	-
Interest	-	-	-	-
TOTAL REVENUES	-	167,800	167,800	-
EXPENDITURES				
Current:				
Instruction	-	-	-	-
Support Services:				
Students	-	-	-	-
Instruction	-	-	-	-
General administration	-	-	-	-
School administration	-	-	-	-
Central services	-	-	-	-
Operation & maintenance of plant	-	-	-	-
Student transportation	-	-	-	-
Other support services	-	-	-	-
Operation of non-instructional services:				
Community services operations	-	-	-	-
Food services operations	-	-	-	-
Capital outlay	-	167,800	167,800	-
TOTAL EXPENDITURES	-	167,800	167,800	-
EXCESS (DEFICIENCY) OF REVENUES OVER (UNDER) EXPENDITURES	-	-	-	-
DESIGNATED CASH	-	-	-	-
NET CHANGES IN FUND BALANCES	$ -	$ -	-	$ -
RECONCILIATION TO GAAP BASIS				
Adjustments to revenues			-	
Adjustments to expenditures			-	
NET CHANGES IN FUND BALANCES			$ -	

The accompanying notes are an integral part of the financial statements.

STATE OF NEW MEXICO
ALBUQUERQUE MUNICIPAL SCHOOL DISTRICT NO. 12
NATIVE AMERICAN COMMUNITY ACADEMY
SPECIAL CAPITAL OUTLAY (FUND 31400)
STATEMENT OF REVENUES, EXPENDITURES AND CHANGES IN
FUND BALANCE - BUDGET (BUDGETARY BASIS) AND ACTUAL
Year Ended June 30, 2014

	Budgeted Amounts		Actual Amounts	Variance From Final Budget
	Original	Final	(Budgetary Basis)	Positive (Negative)
REVENUES				
Local and county sources	$ -	$ -	$ -	$ -
State sources	508,068	508,068	508,068	-
Federal sources	-	-	-	-
Interest	-	-	-	-
TOTAL REVENUES	508,068	508,068	508,068	-
EXPENDITURES				
Current:				
Instruction	-	-	-	-
Support Services:				
Students	-	-	-	-
Instruction	-	-	-	-
General administration	-	-	-	-
School administration	-	-	-	-
Central services	-	-	-	-
Operation & maintenance of plant	-	-	-	-
Student transportation	-	-	-	-
Other support services	-	-	-	-
Operation of non-instructional services:				
Community services operations	-	-	-	-
Food services operations	-	-	-	-
Capital outlay	508,068	508,068	508,068	-
TOTAL EXPENDITURES	508,068	508,068	508,068	-
EXCESS (DEFICIENCY) OF REVENUES OVER (UNDER) EXPENDITURES	-	-	-	-
DESIGNATED CASH	-	-	-	-
NET CHANGES IN FUND BALANCES	$ -	$ -	-	$ -
RECONCILIATION TO GAAP BASIS				
Adjustments to revenues			-	
Adjustments to expenditures			-	
NET CHANGES IN FUND BALANCES			$ -	

The accompanying notes are an integral part of the financial statements.

STATE OF NEW MEXICO
ALBUQUERQUE MUNICIPAL SCHOOL DISTRICT NO. 12
NATIVE AMERICAN COMMUNITY ACADEMY
HB33 CAPITAL IMPROVEMENTS (FUND 31600)
STATEMENT OF REVENUES, EXPENDITURES AND CHANGES IN
FUND BALANCE - BUDGET (BUDGETARY BASIS) AND ACTUAL
Year Ended June 30, 2014

	Budgeted Amounts		Actual Amounts	Variance From Final Budget
	Original	Final	(Budgetary Basis)	Positive (Negative)
REVENUES				
Local and county sources	$ -	$ 222,592	$ 221,251	$ (1,341)
State sources	-	-	-	-
Federal sources	-	-	-	-
Interest	-	-	-	-
TOTAL REVENUES	-	222,592	221,251	(1,341)
EXPENDITURES				
Current:				
Instruction	-	-	-	-
Support Services:				
Students	-	-	-	-
Instruction	-	-	-	-
General administration	-	-	-	-
School administration	-	-	-	-
Central services	-	-	-	-
Operation & maintenance of plant	-	-	-	-
Student transportation	-	-	-	-
Other support services	-	-	-	-
Operation of non-instructional services:				
Community services operations	-	-	-	-
Food services operations	-	-	-	-
Capital outlay	-	446,874	446,679	195
TOTAL EXPENDITURES	-	446,874	446,679	195
EXCESS (DEFICIENCY) OF REVENUES OVER (UNDER) EXPENDITURES	-	(224,282)	(225,428)	1,146
DESIGNATED CASH	-	224,282	-	(224,282)
NET CHANGES IN FUND BALANCES	$ -	$ -	(225,428)	$ (225,428)
RECONCILIATION TO GAAP BASIS				
Adjustments to revenues			209,456	
Adjustments to expenditures			15,972	
NET CHANGES IN FUND BALANCES			$ -	

The accompanying notes are an integral part of the financial statements.

STATE OF NEW MEXICO
ALBUQUERQUE MUNICIPAL SCHOOL DISTRICT NO. 12
NATIVE AMERICAN COMMUNITY ACADEMY
CAPITAL IMPROVEMENTS SB9 (FUND 31700)
STATEMENT OF REVENUES, EXPENDITURES AND CHANGES IN
FUND BALANCE - BUDGET (BUDGETARY BASIS) AND ACTUAL
Year Ended June 30, 2014

	Budgeted Amounts		Actual Amounts	Variance From Final Budget
	Original	Final	(Budgetary Basis)	Positive (Negative)
REVENUES				
Local and county sources	$ 111,310	$ 111,310	$ -	$ (111,310)
State sources	10,441	10,441	110,136	99,695
Federal sources	-	-	-	-
Interest	-	-	-	-
TOTAL REVENUES	121,751	121,751	110,136	(11,615)
EXPENDITURES				
Current:				
Instruction	-	-	-	-
Support Services:				
Students	-	-	-	-
Instruction	-	-	-	-
General administration	1,113	1,113	-	1,113
School administration	-	-	-	-
Central services	-	-	-	-
Operation & maintenance of plant	-	-	-	-
Student transportation	-	-	-	-
Other support services	-	-	-	-
Operation of non-instructional services:				
Community services operations	-	-	-	-
Food services operations	-	-	-	-
Capital outlay	120,638	120,638	109,593	11,045
TOTAL EXPENDITURES	121,751	121,751	109,593	12,158
EXCESS (DEFICIENCY) OF REVENUES OVER (UNDER) EXPENDITURES	-	-	543	(543)
DESIGNATED CASH	-	-	-	-
NET CHANGES IN FUND BALANCES	$ -	$ -	543	$ 543
RECONCILIATION TO GAAP BASIS				
Adjustments to revenues			(2,488)	
Adjustments to expenditures			1,945	
NET CHANGES IN FUND BALANCES			$ -	

The accompanying notes are an integral part of the financial statements.

STATE OF NEW MEXICO
ALBUQUERQUE MUNICIPAL SCHOOL DISTRICT NO. 12
NATIVE AMERICAN COMMUNITY ACADEMY
STATEMENT OF FIDUCIARY ASSETS AND LIABILITIES - AGENCY FUNDS
June 30, 2014

	Agency Funds
ASSETS	
Cash and cash equivalents	$ 15,667
Other	-
TOTAL ASSETS	$ 15,667
LIABILITIES	
Deposits held for others	$ 15,667
TOTAL LIABILITIES	$ 15,667

The accompanying notes are an integral part of the financial statements.

STATE OF NEW MEXICO
ALBUQUERQUE MUNICIPAL SCHOOL DISTRICT NO. 12
NATIVE AMERICAN COMMUNITY ACADEMY
SCHEDULE OF CHANGES IN ASSETS AND LIABILITIES - AGENCY FUNDS
Year Ended June 30, 2014

	Balance, July 1, 2013	Additions	Deletions	Balance, June 30, 2014
ASSETS				
Cash and cash equivalents	$ 10,251	92,525	(87,109)	$ 15,667
Other	-	-	-	-
TOTAL ASSETS	$ 10,251	$ 92,525	$ (87,109)	$ 15,667
LIABILITIES				
Deposits held for others	$ 10,251	$ 92,525	$ (87,109)	$ 15,667
TOTAL ASSETS	$ 10,251	$ 92,525	$ (87,109)	$ 15,667

The accompanying notes are an integral part of the financial statements.

STATE OF NEW MEXICO
ALBUQUERQUE MUNICIPAL SCHOOL DISTRICT NO. 12
NATIVE AMERICAN COMMUNITY ACADEMY
SCHEDULE OF COLLATERAL PLEDGED BY DEPOSITORY
FOR PUBLIC FUNDS
June 30, 2014

Name of Depository	Description of Pledged Collateral	Fair/Par Market Value June 30, 2014	Safekeeping Agent
Wells Fargo	31417ETE1 Matures 01/01/2043, CPN 3%	$ 40,478	Wells Fargo Bank Northwest NA
	31418A2W7 Matures 12/01/2033, CPN 3.5%	20,230	Wells Fargo Bank Northwest NA
		$ 60,708	

The accompanying notes are an integral part of the financial statements.

STATE OF NEW MEXICO
ALBUQUERQUE MUNICIPAL SCHOOL DISTRICT NO. 12
NATIVE AMERICAN COMMUNITY ACADEMY
SCHEDULE OF CASH EQUIVALENTS
June 30, 2014

	Wells Fargo Bank
Operating accounts	$ 370,048
Activity account	24,042
Total on deposit	394,090
Reconciling items	(122,026)
Reconciled balance at June 30, 2014	272,064
Less activity funds	(15,667)
Balance per Exhibit A-1	$ 256,397

The accompanying notes are an integral part of the financial statements.

Schedule III

STATE OF NEW MEXICO
ALBUQUERQUE MUNICIPAL SCHOOL DISTRICT NO. 12
NATIVE AMERICAN COMMUNITY ACADEMY
CASH RECONCILIATION
June 30, 2014

	Operational Account 11000	Pupil Transportation 13000	Instructional Materials 14000	Food Services 21000	Student Activity 23000	Projects Account 24000	Direct Account 25000	Grants Fund 26000
June 30, 2013 Cash (Book Balance)	$ -	$ -	$ 12,735	$ 15,348	$ 10,251	$ -	$ 951	$ 912
June 30, 2013 Payroll Liabilities	(41,269)	-	-	-	-	(5,050)	-	(8,806)
June 30, 2013 Temporary Interfund Loans	43,454	-	-	-	-	(54,585)	-	(27,427)
June 30, 2013 Adjustments/Reconciling Differences	-	-	-	-	-	-	-	-
June 30, 2013 Cash Available to Budget	2,185	-	12,735	15,348	10,251	(59,635)	951	(35,321)
2013-2014 Revenue	2,474,551	116,120	24,909	168,991	92,525	220,083	43,833	681,819
2013-2014 Expenditures	(2,381,302)	(116,120)	(35,965)	(180,342)	(87,107)	(168,180)	(34,551)	(496,488)
Permanent Cash Transfers/Reversions	-	-	-	-	-	-	-	-
Adjustments	-	-	-	-	-	-	-	-
June 30, 2014 Cash Available to Budget	95,434	-	1,679	3,997	15,669	(5,732)	10,233	150,010
June 30, 2014 Payroll Liabilities	55,672	-	-	-	-	2,319	-	12,169
June 30, 2014 Temporary Interfund Loans	(135,937)	-	-	-	-	3,413	-	-
June 30, 2014 Adjustments/Reconciling Differences	(1)	-	-	-	(2)	-	-	3
June 30, 2014 Cash (Book Balance)	$ 15,168	$ -	$ 1,679	$ 3,997	$ 15,667	$ -	$ 10,233	$ 162,182

STATE OF NEW MEXICO
ALBUQUERQUE MUNICIPAL SCHOOL DISTRICT NO. 12
NATIVE AMERICAN COMMUNITY ACADEMY
CASH RECONCILIATION
June 30, 2014

	State Flowthrough Fund 27000	State Direct Account 28000	Local/State Account 29000	Public School Capital Outlay 31200	Special Capital Outlay 31400	Capital Improve. HB 33 31600	Capital Improve. SB 9 31700	Total Primary Government
June 30, 2013 Cash (Book Balance)	$ -	$ 4,903	$ 53,168	$ -	$ -	$ 154,120	$ -	$ 252,393
June 30, 2013 Payroll Liabilities	-	-	(703)	-	-	-	-	(55,828)
June 30, 2013 Temporary Interfund Loans	-	-	-	-	-	66,793	(3,971)	24,264
June 30, 2013 Adjustments/Reconciling Differences	-	-	-	-	-	-	-	-
June 30, 2013 Cash Available to Budget	-	4,903	52,465	-	-	220,913	(3,971)	220,829
2013-2014 Revenue	24,283	8,398	103,229	187,800	508,068	221,251	110,136	4,965,996
2013-2014 Expenditures	(109,690)	(4,903)	(157,479)	(187,800)	(508,068)	(448,679)	(109,593)	(5,002,272)
Permanent Cash Transfers/Reversions	-	-	-	-	-	-	-	-
Adjustments	-	-	(61,200)	-	-	59,255	1,945	-
June 30, 2014 Cash Available to Budget	(85,407)	8,398	(62,985)	-	-	54,740	(1,483)	184,553
June 30, 2014 Payroll Liabilities	12,782	-	4,569	-	-	-	-	87,511
June 30, 2014 Temporary Interfund Loans	72,625	-	58,416	-	-	-	1,483	-
June 30, 2014 Adjustments/Reconciling Differences	-	-	-	-	-	-	-	-
June 30, 2014 Cash (Book Balance)	$ -	$ 8,398	$ -	$ -	$ -	$ 54,740	$ -	$ 272,064
							Less Activity Funds	(15,667)
							Per Exhibit B-1	$ 256,397

The accompanying notes are an integral part of the financial statements.

State of New Mexico
Albuquerque Municipal School District No. 12

Comprehensive Annual Financial Report
Fiscal Year Ended June 30, 2014

Volume III

STATE OF NEW MEXICO
ALBUQUERQUE MUNICIPAL SCHOOL DISTRICT NO. 12
NUESTROS VALORES CHARTER SCHOOL
STATEMENT OF NET POSITION
June 30, 2014

	Governmental Activities
ASSETS	
Cash and cash equivalents	$ 81,999
Receivables, net of allowance for uncollectibles:	
Due from other governments	52,869
Prepaid expenses	-
Total current assets	134,868
NON-CURRENT ASSETS	
Capital assets:	
Buildings and building improvements	326,352
Furniture, fixtures and equipment	12,285
Less: accumulated depreciation	(65,380)
Total non-current assets	273,257
TOTAL ASSETS	$ 408,125
LIABILITIES, DEFERRED INFLOWS OF RESOURCES AND NET POSITION	
Accounts payable	$ -
Accrued liabilities	39,882
Due to other governments	-
Compensated absences	7,749
Total liabilities	47,631
Deferred inflows of resources	1,285
Net investment in capital assets	273,257
Restricted	37,366
Unrestricted	48,586
Total net position	359,209
TOTAL LIABILITIES, DEFERRED INFLOWS OF RESOURCES AND NET POSITION	$ 408,125

The accompanying notes are an integral part of the financial statements.

STATE OF NEW MEXICO
ALBUQUERQUE MUNICIPAL SCHOOL DISTRICT NO. 12
NUESTROS VALORES CHARTER SCHOOL
STATEMENT OF ACTIVITIES
Year Ended June 30, 2014

		Program Revenues			
FUNCTIONS/PROGRAMS	**Expenses**	**Charges for Services**	**Operating Grants and Contributions**	**Capital Grants and Contributions**	**Net Revenues (Expenses) and Changes in in Net Position**
Governmental activities:					
Instruction	$ 760,941	$ -	$ 108,650	$ -	$ (652,291)
Support services:					
Students	93,869	-	16,365	-	(77,504)
Instruction	5,933	-	4,936	-	(997)
General Administration	46,136	-	591	-	(45,545)
School Administration	188,393	-	675	-	(187,718)
Central Services	70,172	-	-	-	(70,172)
Operation & Maintenance of Plant	207,923	-	-	-	(207,923)
Student Transportation	-	-	-	-	-
Operating of Non-instructional Services:					
Food Services Operations	33,680	3,528	52,431	-	22,279
Community Services Operations	-	-	-	-	-
Facilities, Materials, Supplies and Other Services	190,341	-	83,866	55,920	(50,555)
TOTAL GOVERNMENTAL ACTIVITIES	$ 1,597,388	$ 3,528	$ 267,514	$ 55,920	(1,270,426)

GENERAL REVENUES	
State Equalization Guarantee	1,229,612
Property Taxes	197,533
Miscellaneous	2,431
Total general revenues	1,429,576
Change in net position	159,150
Net position, beginning of year	200,059
Net position, end of year	$ 359,209

The accompanying notes are an integral part of the financial statements.

Exhibit B-1

STATE OF NEW MEXICO
ALBUQUERQUE MUNICIPAL SCHOOL DISTRICT NO. 12
NUESTROS VALORES CHARTER SCHOOL
BALANCE SHEET - GOVERNMENTAL FUNDS
June 30, 2014

	11000 General	14000 Instructional Support	21000 Food Services	24101 Title I	24106 IDEA-B Entitlement	24153 English Language Acquisition
ASSETS						
Cash and cash equivalents	$ 41,987	$ 13,127	$ 20,278	$ 1,361	$ -	$ -
Accounts receivable:						
Due from other governments	-	-	-	-	-	-
Due from other funds	52,869	-	-	-	-	-
Prepaid expenses	-	-	-	-	-	-
TOTAL ASSETS	$ 94,856	$ 13,127	$ 20,278	$ 1,361	$ -	$ -
LIABILITIES, DEFERRED INFLOWS OF RESOURCES AND FUND BALANCE						
Current liabilities:						
Accounts payable	$ -	$ -	$ -	$ -	$ -	$ -
Accrued liabilities	38,521	-	-	1,361	-	-
Due to other funds	-	-	-	-	-	-
Due to other governments	-	-	-	-	-	-
Total current liabilities	38,521	-	-	1,361	-	-
Deferred inflows of resources	-	-	-	-	-	-
Fund balances:						
Nonspendable	-	-	-	-	-	-
Restricted	-	13,127	20,278	-	-	-
Committed	-	-	-	-	-	-
Assigned	15,000	-	-	-	-	-
Unassigned (deficit)	41,335	-	-	-	-	-
Total fund balance (deficit)	56,335	13,127	20,278	-	-	-
TOTAL LIABILITIES, DEFERRED INFLOWS OF RESOURCES AND FUND BALANCE	$ 94,856	$ 13,127	$ 20,278	$ 1,361	$ -	$ -

Exhibit B-1

STATE OF NEW MEXICO
ALBUQUERQUE MUNICIPAL SCHOOL DISTRICT NO. 12
NUESTROS VALORES CHARTER SCHOOL
BALANCE SHEET - GOVERNMENTAL FUNDS
June 30, 2014

	24154 Teacher/Principal Training	24162 Title I School Improvement	25152 Title XIX Medicaid	26123 PNM Grant	26140 NCLR Grant
ASSETS					
Cash and cash equivalents	$ -	$ -	$ 551	$ -	$ 159
Accounts receivable:					
Due from other governments	1,441	30,909	-	-	-
Due from other funds	-	-	-	-	-
Prepaid expenses	-	-	-	-	-
TOTAL ASSETS	$ 1,441	$ 30,909	$ 551	$ -	$ 159
LIABILITIES, DEFERRED INFLOWS OF RESOURCES AND FUND BALANCE					
Current liabilities:					
Accounts payable	$ -	$ -	$ -	$ -	$ -
Accrued liabilities	-	-	-	-	-
Due to other funds	1,441	30,909	-	-	-
Due to other governments	-	-	-	-	-
Total current liabilities	1,441	30,909	-	-	-
Deferred inflows of resources	-	-	-	-	-
Fund balances:					
Nonspendable	-	-	-	-	-
Restricted	-	-	551	-	159
Committed	-	-	-	-	-
Assigned	-	-	-	-	-
Unassigned (deficit)	-	-	-	-	-
Total fund balance (deficit)	-	-	551	-	159
TOTAL LIABILITIES, DEFERRED INFLOWS OF RESOURCES AND FUND BALANCE	$ 1,441	$ 30,909	$ 551	$ -	$ 159

Exhibit B-1

STATE OF NEW MEXICO
ALBUQUERQUE MUNICIPAL SCHOOL DISTRICT NO. 12
NUESTROS VALORES CHARTER SCHOOL
BALANCE SHEET - GOVERNMENTAL FUNDS
June 30, 2014

	26207 CNM Foundation Fund	27106 Library GO Bonds	27183 NM Grown Fresh Fruits & Vegetables	27185 Next Generation Assessments	29102 Private Direct Grants
ASSETS					
Cash and cash equivalents	$ 2,488	$ -	$ -	$ -	$ 763
Accounts receivable:					
Due from other governments	-	2,116	591	4,936	-
Due from other funds	-	-	-	-	-
Prepaid expenses	-	-	-	-	-
TOTAL ASSETS	$ 2,488	$ 2,116	$ 591	$ 4,936	$ 763
LIABILITIES, DEFERRED INFLOWS OF RESOURCES AND FUND BALANCE					
Current liabilities:					
Accounts payable	$ -	$ -	$ -	$ -	$ -
Accrued liabilities	-	-	-	-	-
Due to other funds	-	2,116	591	4,936	-
Due to other governments	-	-	-	-	-
Total current liabilities	-	2,116	591	4,936	-
Deferred inflows of resources	-	-	-	-	-
Fund balances:					
Nonspendable	-	-	-	-	-
Restricted	2,488	-	-	-	763
Committed	-	-	-	-	-
Assigned	-	-	-	-	-
Unassigned (deficit)	-	-	-	-	-
Total fund balance (deficit)	2,488	-	-	-	763
TOTAL LIABILITIES, DEFERRED INFLOWS OF RESOURCES AND FUND BALANCE	$ 2,488	$ 2,116	$ 591	$ 4,936	$ 763

Exhibit B-1

STATE OF NEW MEXICO
ALBUQUERQUE MUNICIPAL SCHOOL DISTRICT NO. 12
NUESTROS VALORES CHARTER SCHOOL
BALANCE SHEET - GOVERNMENTAL FUNDS
June 30, 2014

	31200 Public School Capital Outlay	31400 Special Capital Outlay	31600 HB33 Capital Improvements	31700 SB9 Capital Improvements	Total Primary Government
ASSETS					
Cash and cash equivalents	$ -	$ -	$ 1,285	$ -	$ 81,999
Accounts receivable:					
Due from other governments	-	12,061	-	815	52,869
Due from other funds	-	-	-	-	52,869
Prepaid expenses	-	-	-	-	-
TOTAL ASSETS	$ -	$ 12,061	$ 1,285	$ 815	$ 187,737
LIABILITIES, DEFERRED INFLOWS OF RESOURCES AND FUND BALANCE					
Current liabilities:					
Accounts payable	$ -	$ -	$ -	$ -	$ -
Accrued liabilities	-	-	-	-	39,882
Due to other funds	-	12,061	-	815	52,869
Due to other governments	-	-	-	-	-
Total current liabilities	-	12,061	-	815	92,751
Deferred inflows of resources	-	-	1,285	-	1,285
Fund balances:					
Nonspendable	-	-	-	-	-
Restricted	-	-	-	-	37,366
Committed	-	-	-	-	-
Assigned	-	-	-	-	15,000
Unassigned (deficit)	-	-	-	-	41,335
Total fund balance (deficit)	-	-	-	-	93,701
TOTAL LIABILITIES, DEFERRED INFLOWS OF RESOURCES AND FUND BALANCE	$ -	$ 12,061	$ 1,285	$ 815	$ 187,737

The accompanying notes are an integral part of the financial statements.

STATE OF NEW MEXICO
ALBUQUERQUE MUNICIPAL SCHOOL DISTRICT NO. 12
NUESTROS VALORES CHARTER SCHOOL
RECONCILIATION OF THE BALANCE SHEET - GOVERNMENTAL FUNDS
TO THE STATEMENT OF NET POSITION
June 30, 2014

Total Fund Balance - Governmental Funds (Governmental Fund Balance Sheet)	$ 93,701
Amounts reported for governmental activities in the Statement of Net Position are different because:	
Capital assets used in governmental activities are not financial resources and, therefore, are not reported in the funds.	
The cost of capital assets is	338,637
Accumulated depreciation is	(65,380)
Total capital assets	273,257
Long-term and certain other liabilities are not due and payable in the current period and, therefore, are not reported as liabilities in the funds.	
Long-term and other liabilities at year end consist of:	
Compensated absences payable	(7,749)
Total long-term and other liabilities	(7,749)
Net position of governmental activities (Statement of Net Position)	$ 359,209

The accompanying notes are an integral part of the financial statements.

Exhibit B-3

STATE OF NEW MEXICO
ALBUQUERQUE MUNICIPAL SCHOOL DISTRICT NO. 12
NUESTROS VALORES CHARTER SCHOOL
STATEMENT OF REVENUES, EXPENDITURES AND CHANGES IN
FUND BALANCES - GOVERNMENTAL FUNDS
Year Ended June 30, 2014

	11000 General	14000 Instructional Support	21000 Food Services	24101 Title I	24106 IDEA-B Entitlement	24153 English Language Acquisition
REVENUES						
Property taxes	$ -	$ -	$ -	$ -	$ -	$ -
Local and county sources	2,431	-	3,528	-	-	-
State sources	1,229,612	6,819	-	-	-	-
Federal sources	-	-	52,431	36,621	15,814	809
Interest	-	-	-	-	-	-
Total revenues	1,232,043	6,819	55,959	36,621	15,814	809
EXPENDITURES						
Current:						
Instruction	649,974	5,945	-	36,621	-	809
Support services:						
Students	77,860	-	-	-	15,814	-
Instruction	997	-	-	-	-	-
General administration	45,545	-	-	-	-	-
School administration	187,718	-	-	-	-	-
Central services	70,172	-	-	-	-	-
Operation & maintenance of plant	205,634	-	-	-	-	-
Student transportation	-	-	-	-	-	-
Other support services	-	-	-	-	-	-
Operation of non-instructional services:						
Community services operations	-	-	-	-	-	-
Food services operations	-	-	33,680	-	-	-
Capital outlay	-	-	-	-	-	-
Total expenditures	1,237,900	5,945	33,680	36,621	15,814	809
Excess (deficiency) of revenues over (under) expenditures	(5,857)	874	22,279	-	-	-
Other financing sources (uses):						
Other financing uses	-	-	-	-	-	-
Total other financing sources (uses)	-	-	-	-	-	-
NET CHANGES IN FUND BALANCES	(5,857)	874	22,279	-	-	-
FUND BALANCES, BEGINNING OF YEAR	62,192	12,253	(2,001)	-	-	-
FUND BALANCES, END OF YEAR	$ 56,335	$ 13,127	$ 20,278	$ -	$ -	$ -

Exhibit B-3

STATE OF NEW MEXICO
ALBUQUERQUE MUNICIPAL SCHOOL DISTRICT NO. 12
NUESTROS VALORES CHARTER SCHOOL
STATEMENT OF REVENUES, EXPENDITURES AND CHANGES IN
FUND BALANCES - GOVERNMENTAL FUNDS
Year Ended June 30, 2014

	24154 Teacher/Principal Training	24162 Title I School Improvement	25152 Title XIX Medicaid	26123 PNM Grant	26140 NCLR Grant
REVENUES					
Property taxes	$ -	$ -	$ -	$ -	$ -
Local and county sources	-	-	-	-	-
State sources	-	-	-	-	-
Federal sources	5,156	54,304	551	-	-
Interest	-	-	-	-	-
Total revenues	5,156	54,304	551	-	-
EXPENDITURES					
Current:					
Instruction	4,481	54,304	-	2,426	-
Support services:					
Students	-	-	-	-	-
Instruction	-	-	-	-	-
General administration	-	-	-	-	-
School administration	675	-	-	-	-
Central services	-	-	-	-	-
Operation & maintenance of plant	-	-	-	-	-
Student transportation	-	-	-	-	-
Other support services	-	-	-	-	-
Operation of non-instructional services:					
Community services operations	-	-	-	-	-
Food services operations	-	-	-	-	-
Capital outlay	-	-	-	-	-
Total expenditures	5,156	54,304	-	2,426	-
Excess (deficiency) of revenues over (under) expenditures	-	-	551	(2,426)	-
Other financing sources (uses):					
Other financing uses	-	-	-	-	-
Total other financing sources (uses)	-	-	-	-	-
NET CHANGES IN FUND BALANCES	-	-	551	(2,426)	-
FUND BALANCES, BEGINNING OF YEAR	-	-	-	2,426	159
FUND BALANCES, END OF YEAR	$ -	$ -	$ 551	$ -	$ 159

Exhibit B-3

STATE OF NEW MEXICO
ALBUQUERQUE MUNICIPAL SCHOOL DISTRICT NO. 12
NUESTROS VALORES CHARTER SCHOOL
STATEMENT OF REVENUES, EXPENDITURES AND CHANGES IN
FUND BALANCES - GOVERNMENTAL FUNDS
Year Ended June 30, 2014

	26207 CNM Foundation Fund	27106 Library GO Bonds	27183 NM Grown Fresh Fruits & Vegetables	27185 Next Generation Assessments	29102 Private Direct Grants
REVENUES					
Property taxes	$ -	$ -	$ -	$ -	$ -
Local and county sources	3,500	-	-	-	-
State sources	-	2,116	591	4,936	-
Federal sources	-	-	-	-	-
Interest	-	-	-	-	-
Total revenues	3,500	2,116	591	4,936	-
EXPENDITURES					
Current:					
Instruction	2,695	2,116	-	-	1,037
Support services:					
Students	195	-	-	-	-
Instruction	-	-	-	4,936	-
General administration	-	-	591	-	-
School administration	-	-	-	-	-
Central services	-	-	-	-	-
Operation & maintenance of plant	-	-	-	-	-
Student transportation	-	-	-	-	-
Other support services	-	-	-	-	-
Operation of non-instructional services:					
Community services operations	-	-	-	-	-
Food services operations	-	-	-	-	-
Capital outlay	-	-	-	-	-
Total expenditures	2,890	2,116	591	4,936	1,037
Excess (deficiency) of revenues over (under) expenditures	610	-	-	-	(1,037)
Other financing sources (uses):					
Other financing uses	-	-	-	-	-
Total other financing sources (uses)	-	-	-	-	-
NET CHANGES IN FUND BALANCES	610	-	-	-	(1,037)
FUND BALANCES, BEGINNING OF YEAR	1,878	-	-	-	1,800
FUND BALANCES, END OF YEAR	$ 2,488	$ -	$ -	$ -	$ 763

STATE OF NEW MEXICO
ALBUQUERQUE MUNICIPAL SCHOOL DISTRICT NO. 12
NUESTROS VALORES CHARTER SCHOOL
STATEMENT OF REVENUES, EXPENDITURES AND CHANGES IN
FUND BALANCES - GOVERNMENTAL FUNDS
Year Ended June 30, 2014

	31200 Public School Capital Outlay	31400 Special Capital Outlay	31600 HB33 Capital Improvements	31700 SB9 Capital Improvements	Total Primary Government
REVENUES					
Property taxes	$ -	$ -	$ 166,103	$ 31,430	$ 197,533
Local and county sources	-	-	-	-	9,459
State sources	83,866	55,920	-	-	1,383,860
Federal sources	-	-	-	-	165,686
Interest	-	-	-	-	-
Total revenues	83,866	55,920	166,103	31,430	1,756,538
EXPENDITURES					
Current:					
Instruction	-	-	-	-	760,408
Support services:					
Students	-	-	-	-	93,869
Instruction	-	-	-	-	5,933
General administration	-	-	-	-	46,136
School administration	-	-	-	-	188,393
Central services	-	-	-	-	70,172
Operation & maintenance of plant	-	-	-	-	205,634
Student transportation	-	-	-	-	-
Other support services	-	-	-	-	-
Operation of non-instructional services:					
Community services operations	-	-	-	-	-
Food services operations	-	-	-	-	33,680
Capital outlay	83,866	55,920	166,103	31,430	337,319
Total expenditures	83,866	55,920	166,103	31,430	1,741,544
Excess (deficiency) of revenues over (under) expenditures	-	-	-	-	14,994
Other financing sources (uses):					
Other financing uses	-	-	-	-	-
Total other financing sources (uses)	-	-	-	-	-
NET CHANGES IN FUND BALANCES	-	-	-	-	14,994
FUND BALANCES, BEGINNING OF YEAR	-	-	-	-	78,707
FUND BALANCES, END OF YEAR	$ -	$ -	$ -	$ -	$ 93,701

The accompanying notes are an integral part of the financial statements.

STATE OF NEW MEXICO
ALBUQUERQUE MUNICIPAL SCHOOL DISTRICT NO. 12
NUESTROS VALORES CHARTER SCHOOL
RECONCILIATION OF THE STATEMENT OF REVENUES, EXPENDITURES, AND CHANGES IN FUND BALANCES - GOVERNMENTAL FUNDS TO THE STATEMENT OF ACTIVITIES
Year Ended June 30, 2014

Net Changes in Fund Balances - Total Governmental Funds (Statement of Revenues, Expenditures, and Changes in Fund Balances)	$ 14,994
Amounts reported for governmental activities in the Statement of Activities are different because:	
In the Statement of Activities, certain operating expenses - compensated absences (sick and annual leave) are measured by the amounts earned during the year. In the Governmental Funds, however, expenditures for these items are measured by the amounts of financial resources used (essentially, the amounts actually paid).	
The increase in compensated absences for the fiscal year was:	-
Governmental Funds report capital outlays as expenditures. However, in the Statement of Activities, the cost of those assets is allocated over their estimated useful lives and reported as depreciation expense. In the current period, these amounts were:	
Capital outlay	205,334
Depreciation expense	(61,178)
Excess of depreciation expense over capital outlay	144,156
Loss/Adjustments on disposal of assets	-
Change in net position of governmental activities (Statement of Activities)	$ 159,150

The accompanying notes are an integral part of the financial statements.

STATE OF NEW MEXICO
ALBUQUERQUE MUNICIPAL SCHOOL DISTRICT NO. 12
NUESTROS VALORES CHARTER SCHOOL
GENERAL FUND (FUND 11000)
STATEMENT OF REVENUES, EXPENDITURES AND CHANGES IN
FUND BALANCE - BUDGET (BUDGETARY BASIS) AND ACTUAL
Year Ended June 30, 2014

	Budgeted Amounts		Actual Amounts	Variance From Final Budget
	Original	Final	(Budgetary Basis)	Positive (Negative)
REVENUES				
Local and county sources	$ -	$ -	$ 2,431	$ 2,431
State sources	1,196,783	1,229,612	1,229,612	-
Federal sources	-	-	-	-
Interest	-	-	-	-
TOTAL REVENUES	1,196,783	1,229,612	1,232,043	2,431
EXPENDITURES				
Current:				
Instruction	682,298	651,772	649,974	1,798
Support Services:				
Students	81,827	99,827	77,860	21,967
Instruction	-	-	997	(997)
General administration	87,999	95,874	45,545	50,329
School administration	134,308	167,461	187,718	(20,257)
Central services	72,500	75,900	70,172	5,728
Operation & maintenance of plant	173,101	200,970	205,634	(4,664)
Student transportation	-	-	-	-
Other support services	-	-	-	-
Operation of non-instructional services:				
Community services operations	-	-	-	-
Food services operations	-	-	-	-
Capital outlay	-	-	-	-
TOTAL EXPENDITURES	1,232,033	1,291,804	1,237,900	53,904
EXCESS (DEFICIENCY) OF REVENUES OVER (UNDER) EXPENDITURES	(35,250)	(62,192)	(5,857)	(56,335)
DESIGNATED CASH	35,250	62,192	-	(62,192)
NET CHANGES IN FUND BALANCES	$ -	$ -	(5,857)	$ (5,857)
RECONCILIATION TO GAAP BASIS				
Adjustments to revenues			-	
Adjustments to expenditures			-	
NET CHANGES IN FUND BALANCES			$ (5,857)	

The accompanying notes are an integral part of the financial statements.

STATE OF NEW MEXICO
ALBUQUERQUE MUNICIPAL SCHOOL DISTRICT NO. 12
NUESTROS VALORES CHARTER SCHOOL
INSTRUCTIONAL SUPPORT (FUND 14000)
STATEMENT OF REVENUES, EXPENDITURES AND CHANGES IN
FUND BALANCE - BUDGET (BUDGETARY BASIS) AND ACTUAL
Year Ended June 30, 2014

	Budgeted Amounts		Actual Amounts	Variance From Final Budget
	Original	Final	(Budgetary Basis)	Positive (Negative)
REVENUES				
Local and county sources	$ -	$ -	$ -	$ -
State sources	5,770	6,697	7,747	1,050
Federal sources	-	-	-	-
Interest	-	-	-	-
TOTAL REVENUES	5,770	6,697	7,747	1,050
EXPENDITURES				
Current:				
Instruction	13,770	18,049	5,945	12,104
Support Services:				
Students	-	-	-	-
Instruction	-	-	-	-
General administration	-	-	-	-
School administration	-	-	-	-
Central services	-	-	-	-
Operation & maintenance of plant	-	-	-	-
Student transportation	-	-	-	-
Other support services	-	-	-	-
Operation of non-instructional services:				
Community services operations	-	-	-	-
Food services operations	-	-	-	-
Capital outlay	-	-	-	-
TOTAL EXPENDITURES	13,770	18,049	5,945	12,104
EXCESS (DEFICIENCY) OF REVENUES OVER (UNDER) EXPENDITURES	(8,000)	(11,352)	1,802	(13,154)
DESIGNATED CASH	8,000	11,352	-	(11,352)
NET CHANGES IN FUND BALANCES	$ -	$ -	1,802	$ 1,802
RECONCILIATION TO GAAP BASIS				
Adjustments to revenues			(928)	
Adjustments to expenditures			-	
NET CHANGES IN FUND BALANCES			$ 874	

The accompanying notes are an integral part of the financial statements.

STATE OF NEW MEXICO
ALBUQUERQUE MUNICIPAL SCHOOL DISTRICT NO. 12
NUESTROS VALORES CHARTER SCHOOL
FOOD SERVICES (FUND 21000)
STATEMENT OF REVENUES, EXPENDITURES AND CHANGES IN
FUND BALANCE - BUDGET (BUDGETARY BASIS) AND ACTUAL
Year Ended June 30, 2014

	Budgeted Amounts		Actual Amounts	Variance From Final Budget
	Original	Final	(Budgetary Basis)	Positive (Negative)
REVENUES				
Local and county sources	$ -	$ -	$ 3,528	$ 3,528
State sources	-	-	-	-
Federal sources	-	36,000	52,431	16,431
Interest	-	-	-	-
TOTAL REVENUES	-	36,000	55,959	19,959
EXPENDITURES				
Current:				
Instruction	-	-	-	-
Support Services:				
Students	-	-	-	-
Instruction	-	-	-	-
General administration	-	-	-	-
School administration	-	-	-	-
Central services	-	-	-	-
Operation & maintenance of plant	-	-	-	-
Student transportation	-	-	-	-
Other support services	-	-	-	-
Operation of non-instructional services:				
Community services operations	-	-	-	-
Food services operations	-	36,000	33,680	2,320
Capital outlay	-	-	-	-
TOTAL EXPENDITURES	-	36,000	33,680	2,320
EXCESS (DEFICIENCY) OF REVENUES OVER (UNDER) EXPENDITURES	-	-	22,279	(22,279)
DESIGNATED CASH	-	-	-	-
NET CHANGES IN FUND BALANCES	$ -	$ -	22,279	$ 22,279
RECONCILIATION TO GAAP BASIS				
Adjustments to revenues			-	
Adjustments to expenditures			-	
NET CHANGES IN FUND BALANCES			$ 22,279	

The accompanying notes are an integral part of the financial statements.

STATE OF NEW MEXICO
ALBUQUERQUE MUNICIPAL SCHOOL DISTRICT NO. 12
NUESTROS VALORES CHARTER SCHOOL
TITLE I (FUND 24101)
STATEMENT OF REVENUES, EXPENDITURES AND CHANGES IN
FUND BALANCE - BUDGET (BUDGETARY BASIS) AND ACTUAL
Year Ended June 30, 2014

	Budgeted Amounts		Actual Amounts	Variance From Final Budget
	Original	Final	(Budgetary Basis)	Positive (Negative)
REVENUES				
Local and county sources	$ -	$ -	$ -	$ -
State sources	-	-	-	-
Federal sources	25,583	36,621	36,621	-
Interest	-	-	-	-
TOTAL REVENUES	25,583	36,621	36,621	-
EXPENDITURES				
Current:				
Instruction	25,583	36,621	36,621	-
Support Services:				
Students	-	-	-	-
Instruction	-	-	-	-
General administration	-	-	-	-
School administration	-	-	-	-
Central services	-	-	-	-
Operation & maintenance of plant	-	-	-	-
Student transportation	-	-	-	-
Other support services	-	-	-	-
Operation of non-instructional services:				
Community services operations	-	-	-	-
Food services operations	-	-	-	-
Capital outlay	-	-	-	-
TOTAL EXPENDITURES	25,583	36,621	36,621	-
EXCESS (DEFICIENCY) OF REVENUES OVER (UNDER) EXPENDITURES	-	-	-	-
DESIGNATED CASH	-	-	-	-
NET CHANGES IN FUND BALANCES	$ -	$ -	-	$ -
RECONCILIATION TO GAAP BASIS				
Adjustments to revenues			-	
Adjustments to expenditures			-	
NET CHANGES IN FUND BALANCES			$ -	

The accompanying notes are an integral part of the financial statements.

STATE OF NEW MEXICO
ALBUQUERQUE MUNICIPAL SCHOOL DISTRICT NO. 12
NUESTROS VALORES CHARTER SCHOOL
IDEA-B ENTITLEMENT (FUND 24106)
STATEMENT OF REVENUES, EXPENDITURES AND CHANGES IN
FUND BALANCE - BUDGET (BUDGETARY BASIS) AND ACTUAL
Year Ended June 30, 2014

	Budgeted Amounts		Actual Amounts	Variance From Final Budget
	Original	Final	(Budgetary Basis)	Positive (Negative)
REVENUES				
Local and county sources	$ -	$ -	$ -	$ -
State sources	-	-	-	-
Federal sources	15,019	15,814	24,085	8,271
Interest	-	-	-	-
TOTAL REVENUES	15,019	15,814	24,085	8,271
EXPENDITURES				
Current:				
Instruction	-	-	-	-
Support Services:				
Students	15,019	15,814	15,814	-
Instruction	-	-	-	-
General administration	-	-	-	-
School administration	-	-	-	-
Central services	-	-	-	-
Operation & maintenance of plant	-	-	-	-
Student transportation	-	-	-	-
Other support services	-	-	-	-
Operation of non-instructional services:				
Community services operations	-	-	-	-
Food services operations	-	-	-	-
Capital outlay	-	-	-	-
TOTAL EXPENDITURES	15,019	15,814	15,814	-
EXCESS (DEFICIENCY) OF REVENUES OVER (UNDER) EXPENDITURES	-	-	8,271	(8,271)
DESIGNATED CASH	-	-	-	-
NET CHANGES IN FUND BALANCES	$ -	$ -	8,271	$ 8,271
RECONCILIATION TO GAAP BASIS				
Adjustments to revenues			(8,271)	
Adjustments to expenditures			-	
NET CHANGES IN FUND BALANCES			$ -	

The accompanying notes are an integral part of the financial statements.

STATE OF NEW MEXICO
ALBUQUERQUE MUNICIPAL SCHOOL DISTRICT NO. 12
NUESTROS VALORES CHARTER SCHOOL
ENGLISH LANGUAGE ACQUISITION (FUND 24153)
STATEMENT OF REVENUES, EXPENDITURES AND CHANGES IN
FUND BALANCE - BUDGET (BUDGETARY BASIS) AND ACTUAL
Year Ended June 30, 2014

	Budgeted Amounts		Actual Amounts	Variance From Final Budget
	Original	Final	(Budgetary Basis)	Positive (Negative)
REVENUES				
Local and county sources	$ -	$ -	$ -	$ -
State sources	-	-	-	-
Federal sources	840	840	1,679	839
Interest	-	-	-	-
TOTAL REVENUES	840	840	1,679	839
EXPENDITURES				
Current:				
Instruction	840	840	809	31
Support Services:				
Students	-	-	-	-
Instruction	-	-	-	-
General administration	-	-	-	-
School administration	-	-	-	-
Central services	-	-	-	-
Operation & maintenance of plant	-	-	-	-
Student transportation	-	-	-	-
Other support services	-	-	-	-
Operation of non-instructional services:				
Community services operations	-	-	-	-
Food services operations	-	-	-	-
Capital outlay	-	-	-	-
TOTAL EXPENDITURES	840	840	809	31
EXCESS (DEFICIENCY) OF REVENUES OVER (UNDER) EXPENDITURES	-	-	870	(870)
DESIGNATED CASH	-	-	-	-
NET CHANGES IN FUND BALANCES	$ -	$ -	870	$ 870
RECONCILIATION TO GAAP BASIS				
Adjustments to revenues			(870)	
Adjustments to expenditures			-	
NET CHANGES IN FUND BALANCES			$ -	

The accompanying notes are an integral part of the financial statements.

STATE OF NEW MEXICO
ALBUQUERQUE MUNICIPAL SCHOOL DISTRICT NO. 12
NUESTROS VALORES CHARTER SCHOOL
TEACHER/PRINCIPAL TRAINING (FUND 24154)
STATEMENT OF REVENUES, EXPENDITURES AND CHANGES IN
FUND BALANCE - BUDGET (BUDGETARY BASIS) AND ACTUAL
Year Ended June 30, 2014

	Budgeted Amounts		Actual Amounts	Variance From Final Budget
	Original	Final	(Budgetary Basis)	Positive (Negative)
REVENUES				
Local and county sources	$ -	$ -	$ -	$ -
State sources	-	-	-	-
Federal sources	5,156	5,156	10,711	5,555
Interest	-	-	-	-
TOTAL REVENUES	5,156	5,156	10,711	5,555
EXPENDITURES				
Current:				
Instruction	5,156	4,481	4,481	-
Support Services:				
Students	-	-	-	-
Instruction	-	-	-	-
General administration	-	-	-	-
School administration	-	675	675	-
Central services	-	-	-	-
Operation & maintenance of plant	-	-	-	-
Student transportation	-	-	-	-
Other support services	-	-	-	-
Operation of non-instructional services:				
Community services operations	-	-	-	-
Food services operations	-	-	-	-
Capital outlay	-	-	-	-
TOTAL EXPENDITURES	5,156	5,156	5,156	-
EXCESS (DEFICIENCY) OF REVENUES OVER (UNDER) EXPENDITURES	-	-	5,555	(5,555)
DESIGNATED CASH	-	-	-	-
NET CHANGES IN FUND BALANCES	$ -	$ -	5,555	$ 5,555
RECONCILIATION TO GAAP BASIS				
Adjustments to revenues			(5,555)	
Adjustments to expenditures			-	
NET CHANGES IN FUND BALANCES			$ -	

The accompanying notes are an integral part of the financial statements.

STATE OF NEW MEXICO
ALBUQUERQUE MUNICIPAL SCHOOL DISTRICT NO. 12
NUESTROS VALORES CHARTER SCHOOL
TITLE I SCHOOL IMPROVEMENT (FUND 24162)
STATEMENT OF REVENUES, EXPENDITURES AND CHANGES IN
FUND BALANCE - BUDGET (BUDGETARY BASIS) AND ACTUAL
Year Ended June 30, 2014

	Budgeted Amounts		Actual Amounts	Variance From Final Budget
	Original	Final	(Budgetary Basis)	Positive (Negative)
REVENUES				
Local and county sources	$ -	$ -	$ -	$ -
State sources	-	-	-	-
Federal sources	-	54,664	87,899	33,235
Interest	-	-	-	-
TOTAL REVENUES	-	54,664	87,899	33,235
EXPENDITURES				
Current:				
Instruction	-	54,664	54,304	360
Support Services:				
Students	-	-	-	-
Instruction	-	-	-	-
General administration	-	-	-	-
School administration	-	-	-	-
Central services	-	-	-	-
Operation & maintenance of plant	-	-	-	-
Student transportation	-	-	-	-
Other support services	-	-	-	-
Operation of non-instructional services:				
Community services operations	-	-	-	-
Food services operations	-	-	-	-
Capital outlay	-	-	-	-
TOTAL EXPENDITURES	-	54,664	54,304	360
EXCESS (DEFICIENCY) OF REVENUES OVER (UNDER) EXPENDITURES	-	-	33,595	(33,595)
DESIGNATED CASH	-	-	-	-
NET CHANGES IN FUND BALANCES	$ -	$ -	33,595	$ 33,595
RECONCILIATION TO GAAP BASIS				
Adjustments to revenues			(33,595)	
Adjustments to expenditures			-	
NET CHANGES IN FUND BALANCES			$ -	

The accompanying notes are an integral part of the financial statements.

STATE OF NEW MEXICO
ALBUQUERQUE MUNICIPAL SCHOOL DISTRICT NO. 12
NUESTROS VALORES CHARTER SCHOOL
TITLE XIX MEDICAID (FUND 25152)
STATEMENT OF REVENUES, EXPENDITURES AND CHANGES IN
FUND BALANCE - BUDGET (BUDGETARY BASIS) AND ACTUAL
Year Ended June 30, 2014

	Budgeted Amounts		Actual Amounts	Variance From Final Budget
	Original	Final	(Budgetary Basis)	Positive (Negative)
REVENUES				
Local and county sources	$ -	$ -	$ -	$ -
State sources	-	-	-	-
Federal sources	-	-	551	551
Interest	-	-	-	-
TOTAL REVENUES	-	-	551	551
EXPENDITURES				
Current:				
Instruction	-	-	-	-
Support Services:				
Students	-	-	-	-
Instruction	-	-	-	-
General administration	-	-	-	-
School administration	-	-	-	-
Central services	-	-	-	-
Operation & maintenance of plant	-	-	-	-
Student transportation	-	-	-	-
Other support services	-	-	-	-
Operation of non-instructional services:				
Community services operations	-	-	-	-
Food services operations	-	-	-	-
Capital outlay	-	-	-	-
TOTAL EXPENDITURES	-	-	-	-
EXCESS (DEFICIENCY) OF REVENUES OVER (UNDER) EXPENDITURES	-	-	551	(551)
DESIGNATED CASH	-	-	-	-
NET CHANGES IN FUND BALANCES	$ -	$ -	551	$ 551
RECONCILIATION TO GAAP BASIS				
Adjustments to revenues			-	
Adjustments to expenditures			-	
NET CHANGES IN FUND BALANCES			$ 551	

The accompanying notes are an integral part of the financial statements.

STATE OF NEW MEXICO
ALBUQUERQUE MUNICIPAL SCHOOL DISTRICT NO. 12
NUESTROS VALORES CHARTER SCHOOL
PNM GRANT (FUND 26123)
STATEMENT OF REVENUES, EXPENDITURES AND CHANGES IN
FUND BALANCE - BUDGET (BUDGETARY BASIS) AND ACTUAL
Year Ended June 30, 2014

	Budgeted Amounts		Actual Amounts	Variance From Final Budget
	Original	Final	(Budgetary Basis)	Positive (Negative)
REVENUES				
Local and county sources	$ -	$ -	$ -	$ -
State sources	-	-	-	-
Federal sources	-	-	-	-
Interest	-	-	-	-
TOTAL REVENUES	-	-	-	-
EXPENDITURES				
Current:				
Instruction	-	2,426	2,426	-
Support Services:				
Students	-	-	-	-
Instruction	-	-	-	-
General administration	-	-	-	-
School administration	-	-	-	-
Central services	-	-	-	-
Operation & maintenance of plant	-	-	-	-
Student transportation	-	-	-	-
Other support services	-	-	-	-
Operation of non-instructional services:				
Community services operations	-	-	-	-
Food services operations	-	-	-	-
Capital outlay	-	-	-	-
TOTAL EXPENDITURES	-	2,426	2,426	-
EXCESS (DEFICIENCY) OF REVENUES OVER (UNDER) EXPENDITURES	-	(2,426)	(2,426)	-
DESIGNATED CASH	-	2,426	-	(2,426)
NET CHANGES IN FUND BALANCES	$ -	$ -	(2,426)	$ (2,426)
RECONCILIATION TO GAAP BASIS				
Adjustments to revenues			-	
Adjustments to expenditures			-	
NET CHANGES IN FUND BALANCES			$ (2,426)	

The accompanying notes are an integral part of the financial statements.

STATE OF NEW MEXICO
ALBUQUERQUE MUNICIPAL SCHOOL DISTRICT NO. 12
NUESTROS VALORES CHARTER SCHOOL
NCLR (FUND 26140)
STATEMENT OF REVENUES, EXPENDITURES AND CHANGES IN
FUND BALANCE - BUDGET (BUDGETARY BASIS) AND ACTUAL
Year Ended June 30, 2014

	Budgeted Amounts		Actual Amounts	Variance From Final Budget
	Original	Final	(Budgetary Basis)	Positive (Negative)
REVENUES				
Local and county sources	$ -	$ -	$ -	$ -
State sources	-	-	-	-
Federal sources	-	-	-	-
Interest	-	-	-	-
TOTAL REVENUES	-	-	-	-
EXPENDITURES				
Current:				
Instruction	-	-	-	-
Support Services:				
Students	-	-	-	-
Instruction	-	-	-	-
General administration	-	-	-	-
School administration	-	-	-	-
Central services	-	-	-	-
Operation & maintenance of plant	-	-	-	-
Student transportation	-	-	-	-
Other support services	-	-	-	-
Operation of non-instructional services:				
Community services operations	-	159	-	159
Food services operations	-	-	-	-
Capital outlay	-	-	-	-
TOTAL EXPENDITURES	-	159	-	159
EXCESS (DEFICIENCY) OF REVENUES OVER (UNDER) EXPENDITURES	-	(159)	-	(159)
DESIGNATED CASH	-	159	-	(159)
NET CHANGES IN FUND BALANCES	$ -	$ -	-	$ -
RECONCILIATION TO GAAP BASIS				
Adjustments to revenues			-	
Adjustments to expenditures			-	
NET CHANGES IN FUND BALANCES			$ -	

The accompanying notes are an integral part of the financial statements.

STATE OF NEW MEXICO
ALBUQUERQUE MUNICIPAL SCHOOL DISTRICT NO. 12
NUESTROS VALORES CHARTER SCHOOL
CNM FOUNDATION FUND (FUND 26207)
STATEMENT OF REVENUES, EXPENDITURES AND CHANGES IN
FUND BALANCE - BUDGET (BUDGETARY BASIS) AND ACTUAL
Year Ended June 30, 2014

	Budgeted Amounts		Actual Amounts	Variance From Final Budget
	Original	Final	(Budgetary Basis)	Positive (Negative)
REVENUES				
Local and county sources	$ -	$ 2,500	$ 3,500	$ 1,000
State sources	-	-	-	-
Federal sources	-	-	-	-
Interest	-	-	-	-
TOTAL REVENUES	-	2,500	3,500	1,000
EXPENDITURES				
Current:				
Instruction	-	4,183	2,695	1,488
Support Services:				
Students	-	195	195	-
Instruction	-	-	-	-
General administration	-	-	-	-
School administration	-	-	-	-
Central services	-	-	-	-
Operation & maintenance of plant	-	-	-	-
Student transportation	-	-	-	-
Other support services	-	-	-	-
Operation of non-instructional services:				
Community services operations	-	-	-	-
Food services operations	-	-	-	-
Capital outlay	-	-	-	-
TOTAL EXPENDITURES	-	4,378	2,890	1,488
EXCESS (DEFICIENCY) OF REVENUES OVER (UNDER) EXPENDITURES	-	(1,878)	610	(2,488)
DESIGNATED CASH	-	1,878	-	(1,878)
NET CHANGES IN FUND BALANCES	$ -	$ -	610	$ 610
RECONCILIATION TO GAAP BASIS				
Adjustments to revenues			-	
Adjustments to expenditures			-	
NET CHANGES IN FUND BALANCES			$ 610	

The accompanying notes are an integral part of the financial statements.

STATE OF NEW MEXICO
ALBUQUERQUE MUNICIPAL SCHOOL DISTRICT NO. 12
NUESTROS VALORES CHARTER SCHOOL
LIBRARY GO BONDS (FUND 27106)
STATEMENT OF REVENUES, EXPENDITURES AND CHANGES IN
FUND BALANCE - BUDGET (BUDGETARY BASIS) AND ACTUAL
Year Ended June 30, 2014

	Budgeted Amounts		Actual Amounts	Variance From Final Budget
	Original	Final	(Budgetary Basis)	Positive (Negative)
REVENUES				
Local and county sources	$ -	$ -	$ -	$ -
State sources	-	2,116	-	(2,116)
Federal sources	-	-	-	-
Interest	-	-	-	-
TOTAL REVENUES	-	2,116	-	(2,116)
EXPENDITURES				
Current:				
Instruction	-	2,116	2,116	-
Support Services:				
Students	-	-	-	-
Instruction	-	-	-	-
General administration	-	-	-	-
School administration	-	-	-	-
Central services	-	-	-	-
Operation & maintenance of plant	-	-	-	-
Student transportation	-	-	-	-
Other support services	-	-	-	-
Operation of non-instructional services:				
Community services operations	-	-	-	-
Food services operations	-	-	-	-
Capital outlay	-	-	-	-
TOTAL EXPENDITURES	-	2,116	2,116	-
EXCESS (DEFICIENCY) OF REVENUES OVER (UNDER) EXPENDITURES	-	-	(2,116)	2,116
DESIGNATED CASH	-	-	-	-
NET CHANGES IN FUND BALANCES	$ -	$ -	(2,116)	$ (2,116)
RECONCILIATION TO GAAP BASIS				
Adjustments to revenues			2,116	
Adjustments to expenditures			-	
NET CHANGES IN FUND BALANCES			$ -	

The accompanying notes are an integral part of the financial statements.

STATE OF NEW MEXICO
ALBUQUERQUE MUNICIPAL SCHOOL DISTRICT NO. 12
NUESTROS VALORES CHARTER SCHOOL
NM GROWN FRESH FRUITS & VEGETABLES (FUND 27183)
STATEMENT OF REVENUES, EXPENDITURES AND CHANGES IN
FUND BALANCE - BUDGET (BUDGETARY BASIS) AND ACTUAL
Year Ended June 30, 2014

	Budgeted Amounts		Actual Amounts	Variance From Final Budget
	Original	Final	(Budgetary Basis)	Positive (Negative)
REVENUES				
Local and county sources	$ -	$ -	$ -	$ -
State sources	-	591	-	(591)
Federal sources	-	-	-	-
Interest	-	-	-	-
TOTAL REVENUES	-	591	-	(591)
EXPENDITURES				
Current:				
Instruction	-	-	-	-
Support Services:				
Students	-	-	-	-
Instruction	-	-	-	-
General administration	-	-	-	-
School administration	-	-	-	-
Central services	-	-	-	-
Operation & maintenance of plant	-	-	-	-
Student transportation	-	-	-	-
Other support services	-	-	-	-
Operation of non-instructional services:				
Community services operations	-	-	-	-
Food services operations	-	591	591	-
Capital outlay	-	-	-	-
TOTAL EXPENDITURES	-	591	591	-
EXCESS (DEFICIENCY) OF REVENUES OVER (UNDER) EXPENDITURES	-	-	(591)	591
DESIGNATED CASH	-	-	-	-
NET CHANGES IN FUND BALANCES	$ -	$ -	(591)	$ (591)
RECONCILIATION TO GAAP BASIS				
Adjustments to revenues			591	
Adjustments to expenditures			-	
NET CHANGES IN FUND BALANCES			$ -	

The accompanying notes are an integral part of the financial statements.

STATE OF NEW MEXICO
ALBUQUERQUE MUNICIPAL SCHOOL DISTRICT NO. 12
NUESTROS VALORES CHARTER SCHOOL
NEXT GENERATION ASSESSMENTS (FUND 27185)
STATEMENT OF REVENUES, EXPENDITURES AND CHANGES IN
FUND BALANCE - BUDGET (BUDGETARY BASIS) AND ACTUAL
Year Ended June 30, 2014

	Budgeted Amounts		Actual Amounts	Variance From Final Budget
	Original	Final	(Budgetary Basis)	Positive (Negative)
REVENUES				
Local and county sources	$ -	$ -	$ -	$ -
State sources	-	4,936	-	(4,936)
Federal sources	-	-	-	-
Interest	-	-	-	-
TOTAL REVENUES	-	4,936	-	(4,936)
EXPENDITURES				
Current:				
Instruction	-	-	-	-
Support Services:				
Students	-	-	-	-
Instruction	-	4,936	4,936	-
General administration	-	-	-	-
School administration	-	-	-	-
Central services	-	-	-	-
Operation & maintenance of plant	-	-	-	-
Student transportation	-	-	-	-
Other support services	-	-	-	-
Operation of non-instructional services:				
Community services operations	-	-	-	-
Food services operations	-	-	-	-
Capital outlay	-	-	-	-
TOTAL EXPENDITURES	-	4,936	4,936	-
EXCESS (DEFICIENCY) OF REVENUES OVER (UNDER) EXPENDITURES	-	-	(4,936)	4,936
DESIGNATED CASH	-	-	-	-
NET CHANGES IN FUND BALANCES	$ -	$ -	(4,936)	$ (4,936)
RECONCILIATION TO GAAP BASIS				
Adjustments to revenues			4,936	
Adjustments to expenditures			-	
NET CHANGES IN FUND BALANCES			$ -	

The accompanying notes are an integral part of the financial statements.

STATE OF NEW MEXICO
ALBUQUERQUE MUNICIPAL SCHOOL DISTRICT NO. 12
NUESTROS VALORES CHARTER SCHOOL
PRIVATE DIRECT GRANT (FUND 29102)
STATEMENT OF REVENUES, EXPENDITURES AND CHANGES IN
FUND BALANCE - BUDGET (BUDGETARY BASIS) AND ACTUAL
Year Ended June 30, 2014

	Budgeted Amounts		Actual Amounts	Variance From Final Budget
	Original	Final	(Budgetary Basis)	Positive (Negative)
REVENUES				
Local and county sources	$ -	$ -	$ -	$ -
State sources	-	-	-	-
Federal sources	-	-	-	-
Interest	-	-	-	-
TOTAL REVENUES	-	-	-	-
EXPENDITURES				
Current:				
Instruction	-	1,800	1,037	763
Support Services:				
Students	-	-	-	-
Instruction	-	-	-	-
General administration	-	-	-	-
School administration	-	-	-	-
Central services	-	-	-	-
Operation & maintenance of plant	-	-	-	-
Student transportation	-	-	-	-
Other support services	-	-	-	-
Operation of non-instructional services:				
Community services operations	-	-	-	-
Food services operations	-	-	-	-
Capital outlay	-	-	-	-
TOTAL EXPENDITURES	-	1,800	1,037	763
EXCESS (DEFICIENCY) OF REVENUES OVER (UNDER) EXPENDITURES	-	(1,800)	(1,037)	(763)
DESIGNATED CASH	-	1,800	-	(1,800)
NET CHANGES IN FUND BALANCES	$ -	$ -	(1,037)	$ (1,037)
RECONCILIATION TO GAAP BASIS				
Adjustments to revenues			-	
Adjustments to expenditures			-	
NET CHANGES IN FUND BALANCES			$ (1,037)	

The accompanying notes are an integral part of the financial statements.

STATE OF NEW MEXICO
ALBUQUERQUE MUNICIPAL SCHOOL DISTRICT NO. 12
NUESTROS VALORES CHARTER SCHOOL
PUBLIC SCHOOL CAPITAL OUTLAY (FUND 31200)
STATEMENT OF REVENUES, EXPENDITURES AND CHANGES IN
FUND BALANCE - BUDGET (BUDGETARY BASIS) AND ACTUAL
Year Ended June 30, 2014

	Budgeted Amounts		Actual Amounts	Variance From Final Budget
	Original	Final	(Budgetary Basis)	Positive (Negative)
REVENUES				
Local and county sources	$ -	$ -	$ -	$ -
State sources	-	83,866	83,866	-
Federal sources	-	-	-	-
Interest	-	-	-	-
TOTAL REVENUES	-	83,866	83,866	-
EXPENDITURES				
Current:				
Instruction	-	-	-	-
Support Services:				
Students	-	-	-	-
Instruction	-	-	-	-
General administration	-	-	-	-
School administration	-	-	-	-
Central services	-	-	-	-
Operation & maintenance of plant	-	-	-	-
Student transportation	-	-	-	-
Other support services	-	-	-	-
Operation of non-instructional services:				
Community services operations	-	-	-	-
Food services operations	-	-	-	-
Capital outlay	-	83,866	83,866	-
TOTAL EXPENDITURES	-	83,866	83,866	-
EXCESS (DEFICIENCY) OF REVENUES OVER (UNDER) EXPENDITURES	-	-	-	-
DESIGNATED CASH	-	-	-	-
NET CHANGES IN FUND BALANCES	$ -	$ -	-	$ -
RECONCILIATION TO GAAP BASIS				
Adjustments to revenues			-	
Adjustments to expenditures			-	
NET CHANGES IN FUND BALANCES			$ -	

The accompanying notes are an integral part of the financial statements.

STATE OF NEW MEXICO
ALBUQUERQUE MUNICIPAL SCHOOL DISTRICT NO. 12
NUESTROS VALORES CHARTER SCHOOL
SPECIAL CAPITAL OUTLAY (FUND 31400)
STATEMENT OF REVENUES, EXPENDITURES AND CHANGES IN
FUND BALANCE - BUDGET (BUDGETARY BASIS) AND ACTUAL
Year Ended June 30, 2014

	Budgeted Amounts		Actual Amounts	Variance From Final Budget
	Original	Final	(Budgetary Basis)	Positive (Negative)
REVENUES				
Local and county sources	$ -	$ -	$ -	$ -
State sources	90,000	90,000	43,859	(46,141)
Federal sources	-	-	-	-
Interest	-	-	-	-
TOTAL REVENUES	90,000	90,000	43,859	(46,141)
EXPENDITURES				
Current:				
Instruction	-	-	-	-
Support Services:				
Students	-	-	-	-
Instruction	-	-	-	-
General administration	-	-	-	-
School administration	-	-	-	-
Central services	-	-	-	-
Operation & maintenance of plant	-	-	-	-
Student transportation	-	-	-	-
Other support services	-	-	-	-
Operation of non-instructional services:				
Community services operations	-	-	-	-
Food services operations	-	-	-	-
Capital outlay	90,000	90,000	55,920	34,080
TOTAL EXPENDITURES	90,000	90,000	55,920	34,080
EXCESS (DEFICIENCY) OF REVENUES OVER (UNDER) EXPENDITURES	-	-	(12,061)	12,061
DESIGNATED CASH	-	-	-	-
NET CHANGES IN FUND BALANCES	$ -	$ -	(12,061)	$ (12,061)
RECONCILIATION TO GAAP BASIS				
Adjustments to revenues			12,061	
Adjustments to expenditures			-	
NET CHANGES IN FUND BALANCES			$ -	

The accompanying notes are an integral part of the financial statements.

STATE OF NEW MEXICO
ALBUQUERQUE MUNICIPAL SCHOOL DISTRICT NO. 12
NUESTROS VALORES CHARTER SCHOOL
HB33 CAPITAL IMPROVEMENTS (FUND 31600)
STATEMENT OF REVENUES, EXPENDITURES AND CHANGES IN
FUND BALANCE - BUDGET (BUDGETARY BASIS) AND ACTUAL
Year Ended June 30, 2014

	Budgeted Amounts		Actual Amounts	Variance From Final Budget
	Original	Final	(Budgetary Basis)	Positive (Negative)
REVENUES				
Local and county sources	$ 64,435	$ 64,435	$ 65,076	$ 641
State sources	-	-	-	-
Federal sources	-	-	-	-
Interest	-	-	-	-
TOTAL REVENUES	64,435	64,435	65,076	641
EXPENDITURES				
Current:				
Instruction	-	-	-	-
Support Services:				
Students	-	-	-	-
Instruction	-	-	-	-
General administration	644	644	-	644
School administration	-	-	-	-
Central services	-	-	-	-
Operation & maintenance of plant	-	-	-	-
Student transportation	-	-	-	-
Other support services	-	-	-	-
Operation of non-instructional services:				
Community services operations	-	-	-	-
Food services operations	-	-	-	-
Capital outlay	63,791	166,103	166,103	-
TOTAL EXPENDITURES	64,435	166,747	166,103	644
EXCESS (DEFICIENCY) OF REVENUES OVER (UNDER) EXPENDITURES	-	(102,312)	(101,027)	(1,285)
DESIGNATED CASH	-	102,312	-	(102,312)
NET CHANGES IN FUND BALANCES	$ -	$ -	(101,027)	$ (101,027)
RECONCILIATION TO GAAP BASIS				
Adjustments to revenues			101,027	
Adjustments to expenditures			-	
NET CHANGES IN FUND BALANCES			$ -	

The accompanying notes are an integral part of the financial statements.

STATE OF NEW MEXICO
ALBUQUERQUE MUNICIPAL SCHOOL DISTRICT NO. 12
NUESTROS VALORES CHARTER SCHOOL
SB9 CAPITAL IMPROVEMENTS (FUND 31700)
STATEMENT OF REVENUES, EXPENDITURES AND CHANGES IN
FUND BALANCE - BUDGET (BUDGETARY BASIS) AND ACTUAL
Year Ended June 30, 2014

	Budgeted Amounts		Actual Amounts	Variance From Final Budget
	Original	Final	(Budgetary Basis)	Positive (Negative)
REVENUES				
Local and county sources	$ 32,222	$ 32,222	$ 22,009	$ (10,213)
State sources	-	2,504	8,606	6,102
Federal sources	-	-	-	-
Interest	-	-	-	-
TOTAL REVENUES	32,222	34,726	30,615	(4,111)
EXPENDITURES				
Current:				
Instruction	-	-	-	-
Support Services:				
Students	-	-	-	-
Instruction	-	-	-	-
General administration	322	322	-	322
School administration	-	-	-	-
Central services	-	-	-	-
Operation & maintenance of plant	-	-	-	-
Student transportation	-	-	-	-
Other support services	-	-	-	-
Operation of non-instructional services:				
Community services operations	-	-	-	-
Food services operations	-	-	-	-
Capital outlay	31,900	34,404	31,430	2,974
TOTAL EXPENDITURES	32,222	34,726	31,430	3,296
EXCESS (DEFICIENCY) OF REVENUES OVER (UNDER) EXPENDITURES	-	-	(815)	815
DESIGNATED CASH	-	-	-	-
NET CHANGES IN FUND BALANCES	$ -	$ -	(815)	$ (815)
RECONCILIATION TO GAAP BASIS				
Adjustments to revenues			815	
Adjustments to expenditures			-	
NET CHANGES IN FUND BALANCES			$ -	

The accompanying notes are an integral part of the financial statements.

STATE OF NEW MEXICO
ALBUQUERQUE MUNICIPAL SCHOOL DISTRICT NO. 12
NUESTROS VALORES CHARTER SCHOOL
STATEMENT OF FIDUCIARY ASSETS AND LIABILITIES - AGENCY FUNDS
June 30, 2014

	Agency Funds
ASSETS	
Cash and cash equivalents	$ 186
TOTAL ASSETS	$ 186
LIABILITIES	
Deposits held for others	$ 186
TOTAL LIABILITIES	$ 186

The accompanying notes are an integral part of the financial statements.

STATE OF NEW MEXICO
ALBUQUERQUE MUNICIPAL SCHOOL DISTRICT NO. 12
NUESTROS VALORES CHARTER SCHOOL
SCHEDULE OF CHANGES IN ASSETS AND LIABILITIES - AGENCY FUNDS
Year Ended June 30, 2014

	Balance, July 1, 2013	Additions	Deletions	Balance, June 30, 2014
ASSETS				
Cash	$ 5,083	$ 3,032	$ (7,929)	$ 186
TOTAL ASSETS	$ 5,083	$ 3,032	$ (7,929)	$ 186
LIABILITIES				
Deposits held for others	$ 5,083	$ 3,032	$ (7,929)	$ 186
TOTAL ASSETS	$ 5,083	$ 3,032	$ (7,929)	$ 186

The accompanying notes are an integral part of the financial statements.

STATE OF NEW MEXICO
ALBUQUERQUE MUNICIPAL SCHOOL DISTRICT NO. 12
NUESTROS VALORES CHARTER SCHOOL
SCHEDULE OF CASH AND CASH EQUIVALENTS
June 30, 2014

	Wells Fargo Bank
Operating account	$ 126,654
Reconciling items	(44,469)
Reconciled balance at June 30, 2014	82,185
Less activity funds	(186)
Balance per Exhibit A-1	$ 81,999

The accompanying notes are an integral part of the financial statements.

Schedule III

STATE OF NEW MEXICO
ALBUQUERQUE MUNICIPAL SCHOOL DISTRICT NO. 12
NUESTROS VALORES CHARTER SCHOOL
CASH RECONCILIATION
June 30, 2014

	Operational Account 11000	Pupil Transportation 13000	Instructional Materials 14000	Food Services 21000	Student Activity 23000	Projects Account 24000
June 30, 2013 Cash (Book Balance)	$ 11	$ -	$ 11,325	$ -	$ 5,083	$ -
June 30, 2013 Payroll Liabilities	(20,461)	-	-	-	-	-
June 30, 2013 Temporary Interfund Loans	82,642	-	-	(2,001)	-	(80,641)
June 30, 2013 Adjustments/Reconciling Differences	-	-	-	-	-	-
June 30, 2013 Cash Available to Budget	62,192	-	11,325	(2,001)	5,083	(80,641)
2013-2014 Revenue	1,232,043	-	7,747	55,959	3,031	160,995
2013-2014 Expenditures	(1,237,900)	-	(5,945)	(33,680)	(7,928)	(112,704)
Permanent Cash Transfers/Reversions	-	-	-	-	-	-
Adjustments	-	-	-	-	-	-
June 30, 2014 Cash Available to Budget	56,335	-	13,127	20,278	186	(32,350)
June 30, 2014 Payroll Liabilities	38,521	-	-	-	-	1,361
June 30, 2014 Temporary Interfund Loans	(52,869)	-	-	-	-	32,350
June 30, 2014 Adjustments/Reconciling Differences	-	-	-	-	-	-
June 30, 2014 Cash (Book Balance)	$ 41,987	$ -	$ 13,127	$ 20,278	$ 186	$ 1,361

Schedule III

STATE OF NEW MEXICO
ALBUQUERQUE MUNICIPAL SCHOOL DISTRICT NO. 12
NUESTROS VALORES CHARTER SCHOOL
CASH RECONCILIATION
June 30, 2014

	Direct Account 25000	Grants Fund 26000	State Flowthrough Fund 27000	State Direct Account 28000	Local/State Account 29000	Public School Capital Outlay 31200
June 30, 2013 Cash (Book Balance)	$ -	$ 4,463	$ -	$ -	$ 1,800	$ -
June 30, 2013 Payroll Liabilities	-	-	-	-	-	-
June 30, 2013 Temporary Interfund Loans	-	-	-	-	-	-
June 30, 2013 Adjustments/Reconciling Differences	-	-	-	-	-	-
June 30, 2013 Cash Available to Budget	-	4,463	-	-	1,800	-
2013-2014 Revenue	551	3,500	-	-	-	83,866
2013-2014 Expenditures	-	(5,316)	(7,643)	-	(1,037)	(83,866)
Permanent Cash Transfers/Reversions	-	-	-	-	-	-
Adjustments	-	-	-	-	-	-
June 30, 2014 Cash Available to Budget	551	2,647	(7,643)	-	763	-
June 30, 2014 Payroll Liabilities	-	-	-	-	-	-
June 30, 2014 Temporary Interfund Loans	-	-	7,643	-	-	-
June 30, 2014 Adjustments/Reconciling Differences	-	-	-	-	-	-
June 30, 2014 Cash (Book Balance)	$ 551	$ 2,647	$ -	$ -	$ 763	$ -

STATE OF NEW MEXICO
ALBUQUERQUE MUNICIPAL SCHOOL DISTRICT NO. 12
NUESTROS VALORES CHARTER SCHOOL
CASH RECONCILIATION
June 30, 2014

	Special Capital Outlay 31400	Capital Improve. HB 33 31600	Capital Improve. SB 9 31700	Total Primary Government
June 30, 2013 Cash (Book Balance)	$ -	$ 102,312	$ -	$ 124,994
June 30, 2013 Payroll Liabilities	-	-	-	(20,461)
June 30, 2013 Temporary Interfund Loans	-	-	-	-
June 30, 2013 Adjustments/Reconciling Differences	-	-	-	-
June 30, 2013 Cash Available to Budget	-	102,312	-	104,533
2013-2014 Revenue	43,859	65,076	30,615	1,687,242
2013-2014 Expenditures	(55,920)	(166,103)	(31,430)	(1,749,472)
Permanent Cash Transfers/Reversions	-	-	-	-
Adjustments	-	-	-	-
June 30, 2014 Cash Available to Budget	(12,061)	1,285	(815)	42,303
June 30, 2014 Payroll Liabilities	-	-	-	39,882
June 30, 2014 Temporary Interfund Loans	12,061	-	815	-
June 30, 2014 Adjustments/Reconciling Differences	-	-	-	-
June 30, 2014 Cash (Book Balance)	$ -	$ 1,285	$ -	$ 82,185
			Less Activity Funds	(186)
			Per Exhibit B-1	$ 81,999

The accompanying notes are an integral part of the financial statements.

STATE OF NEW MEXICO
ALBUQUERQUE MUNICIPAL SCHOOL DISTRICT NO. 12
PUBLIC ACADEMY FOR PERFORMING ARTS (PAPA)
STATEMENT OF NET POSITION
June 30, 2014

	Governmental Activities
ASSETS	
Cash and cash equivalents	$ 504,564
Receivables, net of allowance for uncollectibles:	
Due from other governments	127,238
Prepaid expenses	-
Total current assets	631,802
NON-CURRENT ASSETS	
Capital assets:	
Building improvements	55,366
Furniture, fixtures and equipment	122,597
Less: accumulated depreciation	(170,946)
Total non-current assets	7,017
TOTAL ASSETS	$ 638,819
LIABILITIES, DEFERRED INFLOWS OF RESOURCES AND NET POSITION	
Accrued liabilities	$ 248,088
Due to other governments	89,842
Compensated absences	7,880
Total liabilities	345,810
Deferred inflows of resources	7,251
Net investment in capital assets	7,017
Restricted	37,078
Unrestricted	241,663
Total net position	285,758
TOTAL LIABILITIES, DEFERRED INFLOWS OF RESOURCES AND NET POSITION	$ 638,819

The accompanying notes are an integral part of the financial statements.

STATE OF NEW MEXICO
ALBUQUERQUE MUNICIPAL SCHOOL DISTRICT NO. 12
PUBLIC ACADEMY FOR PERFORMING ARTS (PAPA)
STATEMENT OF ACTIVITIES
Year Ended June 30, 2014

		Program Revenues			
FUNCTIONS/PROGRAMS	**Expenses**	**Charges for Services**	**Operating Grants and Contributions**	**Capital Grants and Contributions**	**Net Revenues (Expenses) and Changes in Net Position**
Governmental activities:					
Instruction	$ 1,820,764	$ -	$ 100,882	$ -	$ (1,719,882)
Support services:					
Students	264,942	-	26,695	-	(238,247)
Instruction	4,471	-	4,346	-	(125)
General Administration	67,031	-	-	-	(67,031)
School Administration	302,723	-	6,620	-	(296,103)
Central Services	76,306	-	-	-	(76,306)
Operation & Maintenance of Plant	142,063	-	-	-	(142,063)
Student Transportation	-	-	-	-	-
Operation of non-instructional services:					
Food Services Operations	61,763	29,823	51,463	-	19,523
Community Services Operations	-	-	-	-	-
Facilities, Materials, Supplies and Other Services	857,761	-	267,672	-	(590,089)
TOTAL GOVERNMENTAL ACTIVITIES	$ 3,597,824	$ 29,823	$ 457,678	$ -	(3,110,323)

GENERAL REVENUES	
State Equalization Guarantee	2,524,890
Property Taxes	590,089
Miscellaneous	2,110
Total general revenues	3,117,089
Change in net position	6,766
Net position, beginning of year	278,992
Net position, end of year	$ 285,758

The accompanying notes are an integral part of the financial statements.

Exhibit B-1

STATE OF NEW MEXICO
ALBUQUERQUE MUNICIPAL SCHOOL DISTRICT NO. 12
PUBLIC ACADEMY FOR PERFORMING ARTS (PAPA)
BALANCE SHEET - GOVERNMENTAL FUNDS
June 30, 2014

	11000 General	14000 Instructional Support	21000 Food Services	24106 IDEA-B Entitlement	24154 Teacher/Principal Training
ASSETS					
Cash and cash equivalents	$ 370,393	$ 4,524	$ 24,554	$ -	$ -
Accounts receivable:					
Due from other governments	-	-	-	36,963	20,248
Other	-	-	-	-	-
Due from other funds	117,766	-	-	-	-
Prepaid expenses	-	-	-	-	-
TOTAL ASSETS	$ 488,159	$ 4,524	$ 24,554	$ 36,963	$ 20,248
LIABILITIES, DEFERRED INFLOWS OF RESOURCES AND FUND BALANCE					
Current liabilities:					
Accounts payable	$ -	$ -	$ -	$ -	$ -
Accrued liabilities	238,616	-	-	9,458	14
Due to other funds	-	-	-	27,505	20,234
Due to other governments	-	-	-	-	-
Total current liabilities	238,616	-	-	36,963	20,248
Deferred inflows of resources	-	-	-	-	-
Fund balances:					
Nonspendable	-	-	-	-	-
Restricted	-	4,524	24,554	-	-
Committed	-	-	-	-	-
Assigned	114,000	-	-	-	-
Unassigned (deficit)	135,543	-	-	-	-
Total fund balance (deficit)	249,543	4,524	24,554	-	-
TOTAL LIABILITIES, DEFERRED INFLOWS OF RESOURCES AND FUND BALANCE	$ 488,159	$ 4,524	$ 24,554	$ 36,963	$ 20,248

Exhibit B-1

STATE OF NEW MEXICO
ALBUQUERQUE MUNICIPAL SCHOOL DISTRICT NO. 12
PUBLIC ACADEMY FOR PERFORMING ARTS (PAPA)
BALANCE SHEET - GOVERNMENTAL FUNDS
June 30, 2014

	26207 CNM Foundation Fund	27107 2012 Library GO Bonds	27183 NM Grown Fresh Fruits & Vegetables	27185 Next Generation Assessments	29130 School Based Health Center
ASSETS					
Cash and cash equivalents	$ 3,000	$ -	$ -	$ -	$ 5,000
Accounts receivable:					
Due from other governments	-	2,519	591	-	-
Other	-	-	-	-	-
Due from other funds	-	-	-	-	-
Prepaid expenses	-	-	-	-	-
TOTAL ASSETS	$ 3,000	$ 2,519	$ 591	$ -	$ 5,000
LIABILITIES, DEFERRED INFLOWS OF RESOURCES AND FUND BALANCE					
Current liabilities:					
Accounts payable	$ -	$ -	$ -	$ -	$ -
Accrued liabilities	-	-	-	-	-
Due to other funds	-	2,519	591	-	-
Due to other governments	-	-	-	-	-
Total current liabilities	-	2,519	591	-	-
Deferred inflows of resources	-	-	-	-	-
Fund balances:					
Nonspendable	-	-	-	-	-
Restricted	3,000	-	-	-	5,000
Committed	-	-	-	-	-
Assigned	-	-	-	-	-
Unassigned (deficit)	-	-	-	-	-
Total fund balance (deficit)	3,000	-	-	-	5,000
TOTAL LIABILITIES, DEFERRED INFLOWS OF RESOURCES AND FUND BALANCE	$ 3,000	$ 2,519	$ 591	$ -	$ 5,000

Exhibit B-1

STATE OF NEW MEXICO
ALBUQUERQUE MUNICIPAL SCHOOL DISTRICT NO. 12
PUBLIC ACADEMY FOR PERFORMING ARTS (PAPA)
BALANCE SHEET - GOVERNMENTAL FUNDS
June 30, 2014

	31200 Public School Capital Outlay	31600 HB33 Capital Improvements	31700 SB9 Capital Improvements	Total Primary Government
ASSETS				
Cash and cash equivalents	$ -	$ 89,842	$ 7,251	$ 504,564
Accounts receivable:				
Due from other governments	66,917	-	-	127,238
Other	-	-	-	-
Due from other funds	-	-	-	117,766
Prepaid expenses	-	-	-	-
TOTAL ASSETS	$ 66,917	$ 89,842	$ 7,251	$ 749,568
LIABILITIES, DEFERRED INFLOWS OF RESOURCES AND FUND BALANCE				
Current liabilities:				
Accounts payable	$ -	$ -	$ -	$ -
Accrued liabilities	-	-	-	248,088
Due to other funds	66,917	-	-	117,766
Due to other governments	-	89,842	-	89,842
Total current liabilities	66,917	89,842	-	455,696
Deferred inflows of resources	-	-	7,251	7,251
Fund balances:				
Nonspendable	-	-	-	-
Restricted	-	-	-	37,078
Committed	-	-	-	-
Assigned	-	-	-	114,000
Unassigned (deficit)	-	-	-	135,543
Total fund balance (deficit)	-	-	-	286,621
TOTAL LIABILITIES, DEFERRED INFLOWS OF RESOURCES AND FUND BALANCE	$ 66,917	$ 89,842	$ 7,251	$ 749,568

The accompanying notes are an integral part of the financial statements.

STATE OF NEW MEXICO
ALBUQUERQUE MUNICIPAL SCHOOL DISTRICT NO. 12
PUBLIC ACADEMY FOR PERFORMING ARTS (PAPA)
RECONCILIATION OF THE BALANCE SHEET - GOVERNMENTAL FUNDS
TO THE STATEMENT OF NET POSITION
June 30, 2014

Total Fund Balance - Governmental Funds (Governmental Fund Balance Sheet)	$ 286,621
Amounts reported for governmental activities in the Statement of Net Position are different because:	
Capital assets used in governmental activities are not financial resources and, therefore, are not reported in the funds.	
The cost of capital assets is	177,963
Accumulated depreciation is	(170,946)
Total capital assets	7,017
Long-term and certain other liabilities are not due and payable in the current period and, therefore, are not reported as liabilities in the funds.	
Long-term and other liabilities at year end consist of:	
Compensated absences payable	(7,880)
Total long-term and other liabilities	(7,880)
Net position of governmental activities (Statement of Net Position)	$ 285,758

The accompanying notes are an integral part of the financial statements.

Exhibit B-3

STATE OF NEW MEXICO
ALBUQUERQUE MUNICIPAL SCHOOL DISTRICT NO. 12
PUBLIC ACADEMY FOR PERFORMING ARTS (PAPA)
STATEMENT OF REVENUES, EXPENDITURES AND CHANGES IN
FUND BALANCES - GOVERNMENTAL FUNDS
Year Ended June 30, 2014

	11000 General	14000 Instructional Support	21000 Food Services	24106 IDEA-B Entitlement	24154 Teacher/Principal Training
REVENUES					
Property taxes	$ -	$ -	$ -	$ -	$ -
Local and county sources	2,110	-	29,823	-	-
State sources	2,524,890	21,823	-	-	-
Federal sources	-	-	50,872	71,882	22,473
Interest	-	-	-	-	-
Total revenues	2,527,000	21,823	80,695	71,882	22,473
EXPENDITURES					
Current:					
Instruction	1,721,425	26,780	-	45,187	15,853
Support services:					
Students	238,247	-	-	26,695	-
Instruction	125	-	-	-	-
General administration	67,031	-	-	-	-
School administration	295,948	-	-	-	6,620
Central services	76,306	-	-	-	-
Operation & maintenance of plant	140,109	-	-	-	-
Student transportation	-	-	-	-	-
Other support services	-	-	-	-	-
Operation of non-instructional services:					
Community services operations	-	-	-	-	-
Food services operations	-	-	61,172	-	-
Capital outlay	-	-	-	-	-
Total expenditures	2,539,191	26,780	61,172	71,882	22,473
Excess (deficiency) of revenues over (under) expenditures	(12,191)	(4,957)	19,523	-	-
Other financing sources (uses):					
Other financing sources (uses):	-	-	-	-	-
Total other financing sources (uses)	-	-	-	-	-
NET CHANGES IN FUND BALANCES	(12,191)	(4,957)	19,523	-	-
FUND BALANCES, BEGINNING OF YEAR	261,734	9,481	5,031	-	-
FUND BALANCES, END OF YEAR	$ 249,543	$ 4,524	$ 24,554	$ -	$ -

Exhibit B-3

STATE OF NEW MEXICO
ALBUQUERQUE MUNICIPAL SCHOOL DISTRICT NO. 12
PUBLIC ACADEMY FOR PERFORMING ARTS (PAPA)
STATEMENT OF REVENUES, EXPENDITURES AND CHANGES IN
FUND BALANCES - GOVERNMENTAL FUNDS
Year Ended June 30, 2014

	26207 CNM Foundation Fund	27107 2012 Library GO Bonds	27183 NM Grown Fresh Fruits & Vegetables	27185 Next Generation Assessments	29130 School Based Health Center
REVENUES					
Property taxes	$ -	$ -	$ -	$ -	$ -
Local and county sources	5,500	-	-	-	10,000
State sources	-	2,519	591	4,346	-
Federal sources	-	-	-	-	-
Interest	-	-	-	-	-
Total revenues	5,500	2,519	591	4,346	10,000
EXPENDITURES					
Current:					
Instruction	4,000	2,519	-	-	5,000
Support services:					
Students	-	-	-	-	-
Instruction	-	-	-	4,346	-
General administration	-	-	-	-	-
School administration	-	-	-	-	-
Central services	-	-	-	-	-
Operation & maintenance of plant	-	-	-	-	-
Student transportation	-	-	-	-	-
Other support services	-	-	-	-	-
Operation of non-instructional services:					
Community services operations	-	-	-	-	-
Food services operations	-	-	591	-	-
Capital outlay	-	-	-	-	-
Total expenditures	4,000	2,519	591	4,346	5,000
Excess (deficiency) of revenues over (under) expenditures	1,500	-	-	-	5,000
Other financing sources (uses):					
Other financing sources (uses):	-	-	-	-	-
Total other financing sources (uses)	-	-	-	-	-
NET CHANGES IN FUND BALANCES	1,500	-	-	-	5,000
FUND BALANCES, BEGINNING OF YEAR	1,500	-	-	-	-
FUND BALANCES, END OF YEAR	$ 3,000	$ -	$ -	$ -	$ 5,000

STATE OF NEW MEXICO
ALBUQUERQUE MUNICIPAL SCHOOL DISTRICT NO. 12
PUBLIC ACADEMY FOR PERFORMING ARTS (PAPA)
STATEMENT OF REVENUES, EXPENDITURES AND CHANGES IN
FUND BALANCES - GOVERNMENTAL FUNDS
Year Ended June 30, 2014

	31200 Public School Capital Outlay	31600 HB33 Capital Improvements	31700 SB9 Capital Improvements	Total Primary Government
REVENUES				
Property taxes	$ -	$ 497,109	$ 92,980	$ 590,089
Local and county sources	-	-	-	47,433
State sources	267,672	-	-	2,821,841
Federal sources	-	-	-	145,227
Interest	-	-	-	-
Total revenues	267,672	497,109	92,980	3,604,590
EXPENDITURES				
Current:				
Instruction	-	-	-	1,820,764
Support services:				
Students	-	-	-	264,942
Instruction	-	-	-	4,471
General administration	-	-	-	67,031
School administration	-	-	-	302,568
Central services	-	-	-	76,306
Operation & maintenance of plant	-	-	-	140,109
Student transportation	-	-	-	-
Other support services	-	-	-	-
Operation of non-instructional services:				
Community services operations	-	-	-	-
Food services operations	-	-	-	61,763
Capital outlay	267,672	497,109	92,980	857,761
Total expenditures	267,672	497,109	92,980	3,595,715
Excess (deficiency) of revenues over (under) expenditures	-	-	-	8,875
Other financing sources (uses):				
Other financing sources (uses):	-	-	-	-
Total other financing sources (uses)	-	-	-	-
NET CHANGES IN FUND BALANCES	-	-	-	8,875
FUND BALANCES, BEGINNING OF YEAR	-	-	-	277,746
FUND BALANCES, END OF YEAR	$ -	$ -	$ -	$ 286,621

The accompanying notes are an integral part of the financial statements.

STATE OF NEW MEXICO
ALBUQUERQUE MUNICIPAL SCHOOL DISTRICT NO. 12
PUBLIC ACADEMY FOR PERFORMING ARTS (PAPA)
RECONCILIATION OF THE STATEMENT OF REVENUES, EXPENDITURES, AND CHANGES IN FUND BALANCES - GOVERNMENTAL FUNDS TO THE STATEMENT OF ACTIVITIES
Year Ended June 30, 2014

Net Changes in Fund Balances - Total Governmental Funds (Statement of Revenues, Expenditures, and Changes in Fund Balances)	$ 8,875
Amounts reported for governmental activities in the Statement of Activities are different because:	
In the Statement of Activities, certain operating expenses - compensated absences (sick and annual leave) are measured by the amounts earned during the year. In the Governmental Funds, however, expenditures for these items are measured by the amounts of financial resources used (essentially, the amounts actually paid).	
The increase in compensated absences for the fiscal year was:	(155)
Governmental Funds report capital outlays as expenditures. However, in the Statement of Activities, the cost of those assets is allocated over their estimated useful lives and reported as depreciation expense. In the current period, these amounts were:	
Capital outlay	-
Depreciation expense	(1,954)
Excess of depreciation expense over capital outlay	(1,954)
Loss/Adjustments on disposal of assets	-
Change in net position of governmental activities (Statement of Activities)	$ 6,766

The accompanying notes are an integral part of the financial statements.

STATE OF NEW MEXICO
ALBUQUERQUE MUNICIPAL SCHOOL DISTRICT NO. 12
PUBLIC ACADEMY FOR PERFORMING ARTS (PAPA)
GENERAL FUND (FUND 11000)
STATEMENT OF REVENUES, EXPENDITURES AND CHANGES IN
FUND BALANCE - BUDGET (BUDGETARY BASIS) AND ACTUAL
Year Ended June 30, 2014

	Budgeted Amounts		Actual Amounts	Variance From Final Budget
	Original	Final	(Budgetary Basis)	Positive (Negative)
REVENUES				
Local and county sources	$ -	$ -	$ 2,110	$ 2,110
State sources	2,519,279	2,524,891	2,524,890	(1)
Federal sources	-	-	-	-
Interest	-	-	-	-
TOTAL REVENUES	2,519,279	2,524,891	2,527,000	2,109
EXPENDITURES				
Current:				
Instruction	1,890,537	1,851,149	1,721,425	129,724
Support Services:				
Students	199,870	244,870	238,247	6,623
Instruction	-	-	125	(125)
General administration	19,500	59,500	67,031	(7,531)
School administration	392,604	392,604	295,948	96,656
Central services	76,942	76,942	76,306	636
Operation & maintenance of plant	121,821	161,559	140,109	21,450
Student transportation	-	-	-	-
Other support services	-	-	-	-
Operation of non-instructional services				
Community services operations	-	-	-	-
Food services operations	-	-	-	-
Capital outlay	-	-	-	-
TOTAL EXPENDITURES	2,701,274	2,786,624	2,539,191	247,433
EXCESS (DEFICIENCY) OF REVENUES OVER (UNDER) EXPENDITURES	(181,995)	(261,733)	(12,191)	(249,542)
DESIGNATED CASH	181,995	261,733	-	(261,733)
NET CHANGES IN FUND BALANCES	$ -	$ -	(12,191)	$ (12,191)
RECONCILIATION TO GAAP BASIS				
Adjustments to revenues			-	
Adjustments to expenditures			-	
NET CHANGES IN FUND BALANCES			$ (12,191)	

The accompanying notes are an integral part of the financial statements.

STATE OF NEW MEXICO
ALBUQUERQUE MUNICIPAL SCHOOL DISTRICT NO. 12
PUBLIC ACADEMY FOR PERFORMING ARTS (PAPA)
INSTRUCTIONAL SUPPORT (FUND 14000)
STATEMENT OF REVENUES, EXPENDITURES AND CHANGES IN
FUND BALANCE - BUDGET (BUDGETARY BASIS) AND ACTUAL
Year Ended June 30, 2014

	Budgeted Amounts		Actual Amounts	Variance From Final Budget
	Original	Final	(Budgetary Basis)	Positive (Negative)
REVENUES				
Local and county sources	$ -	$ -	$ -	$ -
State sources	19,662	24,983	27,143	2,160
Federal sources	-	-	-	-
Interest	-	-	-	-
TOTAL REVENUES	19,662	24,983	27,143	2,160
EXPENDITURES				
Current:				
Instruction	19,662	29,144	26,780	2,364
Support Services:				
Students	-	-	-	-
Instruction	-	-	-	-
General administration	-	-	-	-
School administration	-	-	-	-
Central services	-	-	-	-
Operation & maintenance of plant	-	-	-	-
Student transportation	-	-	-	-
Other support services	-	-	-	-
Operation of non-instructional services				
Community services operations	-	-	-	-
Food services operations	-	-	-	-
Capital outlay	-	-	-	-
TOTAL EXPENDITURES	19,662	29,144	26,780	2,364
EXCESS (DEFICIENCY) OF REVENUES OVER (UNDER) EXPENDITURES	-	(4,161)	363	(4,524)
DESIGNATED CASH	-	4,161	-	(4,161)
NET CHANGES IN FUND BALANCES	$ -	$ -	363	$ 363
RECONCILIATION TO GAAP BASIS				
Adjustments to revenues			(5,320)	
Adjustments to expenditures			-	
NET CHANGES IN FUND BALANCES			$ (4,957)	

The accompanying notes are an integral part of the financial statements.

STATE OF NEW MEXICO
ALBUQUERQUE MUNICIPAL SCHOOL DISTRICT NO. 12
PUBLIC ACADEMY FOR PERFORMING ARTS (PAPA)
FOOD SERVICES (FUND 21000)
STATEMENT OF REVENUES, EXPENDITURES AND CHANGES IN
FUND BALANCE - BUDGET (BUDGETARY BASIS) AND ACTUAL
Year Ended June 30, 2014

	Budgeted Amounts		Actual Amounts	Variance From Final Budget
	Original	Final	(Budgetary Basis)	Positive (Negative)
REVENUES				
Local and county sources	$ -	$ -	$ 29,823	$ 29,823
State sources	-	-	-	-
Federal sources	-	80,000	50,872	(29,128)
Interest	-	-	-	-
TOTAL REVENUES	-	80,000	80,695	695
EXPENDITURES				
Current:				
Instruction	-	-	-	-
Support Services:				
Students	-	-	-	-
Instruction	-	-	-	-
General administration	-	-	-	-
School administration	-	-	-	-
Central services	-	-	-	-
Operation & maintenance of plant	-	-	-	-
Student transportation	-	-	-	-
Other support services	-	-	-	-
Operation of non-instructional services				
Community services operations	-	-	-	-
Food services operations	-	80,000	61,172	18,828
Capital outlay	-	-	-	-
TOTAL EXPENDITURES	-	80,000	61,172	18,828
EXCESS (DEFICIENCY) OF REVENUES OVER (UNDER) EXPENDITURES	-	-	19,523	(19,523)
DESIGNATED CASH	-	-	-	-
NET CHANGES IN FUND BALANCES	$ -	$ -	19,523	$ 19,523
RECONCILIATION TO GAAP BASIS				
Adjustments to revenues			-	
Adjustments to expenditures			-	
NET CHANGES IN FUND BALANCES			$ 19,523	

The accompanying notes are an integral part of the financial statements.

STATE OF NEW MEXICO
ALBUQUERQUE MUNICIPAL SCHOOL DISTRICT NO. 12
PUBLIC ACADEMY FOR PERFORMING ARTS (PAPA)
IDEA-B ENTITLEMENT (FUND 24106)
STATEMENT OF REVENUES, EXPENDITURES AND CHANGES IN
FUND BALANCE - BUDGET (BUDGETARY BASIS) AND ACTUAL
Year Ended June 30, 2014

	Budgeted Amounts		Actual Amounts	Variance From Final Budget
	Original	Final	(Budgetary Basis)	Positive (Negative)
REVENUES				
Local and county sources	$ -	$ -	$ -	$ -
State sources	-	-	-	-
Federal sources	68,270	71,882	74,477	2,595
Interest	-	-	-	-
TOTAL REVENUES	68,270	71,882	74,477	2,595
EXPENDITURES				
Current:				
Instruction	-	45,187	45,187	-
Support Services:				
Students	68,270	26,695	26,695	-
Instruction	-	-	-	-
General administration	-	-	-	-
School administration	-	-	-	-
Central services	-	-	-	-
Operation & maintenance of plant	-	-	-	-
Student transportation	-	-	-	-
Other support services	-	-	-	-
Operation of non-instructional services				
Community services operations	-	-	-	-
Food services operations	-	-	-	-
Capital outlay	-	-	-	-
TOTAL EXPENDITURES	68,270	71,882	71,882	-
EXCESS (DEFICIENCY) OF REVENUES OVER (UNDER) EXPENDITURES	-	-	2,595	(2,595)
DESIGNATED CASH	-	-	-	-
NET CHANGES IN FUND BALANCES	$ -	$ -	2,595	$ 2,595
RECONCILIATION TO GAAP BASIS				
Adjustments to revenues			(2,595)	
Adjustments to expenditures			-	
NET CHANGES IN FUND BALANCES			$ -	

The accompanying notes are an integral part of the financial statements.

STATE OF NEW MEXICO
ALBUQUERQUE MUNICIPAL SCHOOL DISTRICT NO. 12
PUBLIC ACADEMY FOR PERFORMING ARTS (PAPA)
TEACHER PRINCIPAL TRAINING (FUND 24154)
STATEMENT OF REVENUES, EXPENDITURES AND CHANGES IN
FUND BALANCE - BUDGET (BUDGETARY BASIS) AND ACTUAL
Year Ended June 30, 2014

	Budgeted Amounts		Actual Amounts	Variance From Final Budget
	Original	Final	(Budgetary Basis)	Positive (Negative)
REVENUES				
Local and county sources	$ -	$ -	$ -	$ -
State sources	-	-	-	-
Federal sources	16,653	23,331	24,422	1,091
Interest	-	-	-	-
TOTAL REVENUES	16,653	23,331	24,422	1,091
EXPENDITURES				
Current:				
Instruction	16,653	16,653	15,853	800
Support Services:				
Students	-	-	-	-
Instruction	-	-	-	-
General administration	-	-	-	-
School administration	-	6,678	6,620	58
Central services	-	-	-	-
Operation & maintenance of plant	-	-	-	-
Student transportation	-	-	-	-
Other support services	-	-	-	-
Operation of non-instructional services				
Community services operations	-	-	-	-
Food services operations	-	-	-	-
Capital outlay	-	-	-	-
TOTAL EXPENDITURES	16,653	23,331	22,473	858
EXCESS (DEFICIENCY) OF REVENUES OVER (UNDER) EXPENDITURES	-	-	1,949	(1,949)
DESIGNATED CASH	-	-	-	-
NET CHANGES IN FUND BALANCES	$ -	$ -	1,949	$ 1,949
RECONCILIATION TO GAAP BASIS				
Adjustments to revenues			(1,949)	
Adjustments to expenditures			-	
NET CHANGES IN FUND BALANCES			$ -	

The accompanying notes are an integral part of the financial statements.

STATE OF NEW MEXICO
ALBUQUERQUE MUNICIPAL SCHOOL DISTRICT NO. 12
PUBLIC ACADEMY FOR PERFORMING ARTS (PAPA)
CNM FOUNDATION FUND (FUND 26207)
STATEMENT OF REVENUES, EXPENDITURES AND CHANGES IN
FUND BALANCE - BUDGET (BUDGETARY BASIS) AND ACTUAL
Year Ended June 30, 2014

	Budgeted Amounts		Actual Amounts	Variance From Final Budget
	Original	Final	(Budgetary Basis)	Positive (Negative)
REVENUES				
Local and county sources	$ -	$ 3,750	$ 5,500	$ 1,750
State sources	-	-	-	-
Federal sources	-	-	-	-
Interest	-	-	-	-
TOTAL REVENUES	-	3,750	5,500	1,750
EXPENDITURES				
Current:				
Instruction	-	5,250	4,000	1,250
Support Services:				
Students	-	-	-	-
Instruction	-	-	-	-
General administration	-	-	-	-
School administration	-	-	-	-
Central services	-	-	-	-
Operation & maintenance of plant	-	-	-	-
Student transportation	-	-	-	-
Other support services	-	-	-	-
Operation of non-instructional services				
Community services operations	-	-	-	-
Food services operations	-	-	-	-
Capital outlay	-	-	-	-
TOTAL EXPENDITURES	-	5,250	4,000	1,250
EXCESS (DEFICIENCY) OF REVENUES OVER (UNDER) EXPENDITURES	-	(1,500)	1,500	(3,000)
DESIGNATED CASH	-	1,500	-	(1,500)
NET CHANGES IN FUND BALANCES	$ -	$ -	1,500	$ 1,500
RECONCILIATION TO GAAP BASIS				
Adjustments to revenues			-	
Adjustments to expenditures			-	
NET CHANGES IN FUND BALANCES			$ 1,500	

The accompanying notes are an integral part of the financial statements.

STATE OF NEW MEXICO
ALBUQUERQUE MUNICIPAL SCHOOL DISTRICT NO. 12
PUBLIC ACADEMY FOR PERFORMING ARTS (PAPA)
2012 LIBRARY GO BONDS (FUND 27107)
STATEMENT OF REVENUES, EXPENDITURES AND CHANGES IN
FUND BALANCE - BUDGET (BUDGETARY BASIS) AND ACTUAL
Year Ended June 30, 2014

	Budgeted Amounts		Actual Amounts	Variance From Final Budget
	Original	Final	(Budgetary Basis)	Positive (Negative)
REVENUES				
Local and county sources	$ -	$ -	$ -	$ -
State sources	3,427	3,427	-	(3,427)
Federal sources	-	-	-	-
Interest	-	-	-	-
TOTAL REVENUES	3,427	3,427	-	(3,427)
EXPENDITURES				
Current:				
Instruction	3,427	3,427	2,519	908
Support Services:				
Students	-	-	-	-
Instruction	-	-	-	-
General administration	-	-	-	-
School administration	-	-	-	-
Central services	-	-	-	-
Operation & maintenance of plant	-	-	-	-
Student transportation	-	-	-	-
Other support services	-	-	-	-
Operation of non-instructional services				
Community services operations	-	-	-	-
Food services operations	-	-	-	-
Capital outlay	-	-	-	-
TOTAL EXPENDITURES	3,427	3,427	2,519	908
EXCESS (DEFICIENCY) OF REVENUES OVER (UNDER) EXPENDITURES	-	-	(2,519)	2,519
DESIGNATED CASH	-	-	-	-
NET CHANGES IN FUND BALANCES	$ -	$ -	(2,519)	$ (2,519)
RECONCILIATION TO GAAP BASIS				
Adjustments to revenues			2,519	
Adjustments to expenditures			-	
NET CHANGES IN FUND BALANCES			$ -	

The accompanying notes are an integral part of the financial statements.

STATE OF NEW MEXICO
ALBUQUERQUE MUNICIPAL SCHOOL DISTRICT NO. 12
PUBLIC ACADEMY FOR PERFORMING ARTS (PAPA)
NM GROWN FRESH FRUITS & VEGETABLES (FUND 27183)
STATEMENT OF REVENUES, EXPENDITURES AND CHANGES IN
FUND BALANCE - BUDGET (BUDGETARY BASIS) AND ACTUAL
Year Ended June 30, 2014

	Budgeted Amounts		Actual Amounts	Variance From Final Budget
	Original	Final	(Budgetary Basis)	Positive (Negative)
REVENUES				
Local and county sources	$ -	$ -	$ -	$ -
State sources	-	591	-	(591)
Federal sources	-	-	-	-
Interest	-	-	-	-
TOTAL REVENUES	-	591	-	(591)
EXPENDITURES				
Current:				
Instruction	-	-	-	-
Support Services:				
Students	-	-	-	-
Instruction	-	-	-	-
General administration	-	-	-	-
School administration	-	-	-	-
Central services	-	-	-	-
Operation & maintenance of plant	-	-	-	-
Student transportation	-	-	-	-
Other support services	-	-	-	-
Operation of non-instructional services				
Community services operations	-	-	-	-
Food services operations	-	591	591	-
Capital outlay	-	-	-	-
TOTAL EXPENDITURES	-	591	591	-
EXCESS (DEFICIENCY) OF REVENUES OVER (UNDER) EXPENDITURES	-	-	(591)	591
DESIGNATED CASH	-	-	-	-
NET CHANGES IN FUND BALANCES	$ -	$ -	(591)	$ (591)
RECONCILIATION TO GAAP BASIS				
Adjustments to revenues			591	
Adjustments to expenditures			-	
NET CHANGES IN FUND BALANCES			$ -	

The accompanying notes are an integral part of the financial statements.

STATE OF NEW MEXICO
ALBUQUERQUE MUNICIPAL SCHOOL DISTRICT NO. 12
PUBLIC ACADEMY FOR PERFORMING ARTS (PAPA)
NEXT GENERATION ASSESSMENTS (FUND 27185)
STATEMENT OF REVENUES, EXPENDITURES AND CHANGES IN
FUND BALANCE - BUDGET (BUDGETARY BASIS) AND ACTUAL
Year Ended June 30, 2014

	Budgeted Amounts		Actual Amounts	Variance From Final Budget
	Original	Final	(Budgetary Basis)	Positive (Negative)
REVENUES				
Local and county sources	$ -	$ -	$ -	$ -
State sources	-	4,346	4,346	-
Federal sources	-	-	-	-
Interest	-	-	-	-
TOTAL REVENUES	-	4,346	4,346	-
EXPENDITURES				
Current:				
Instruction	-	-	-	-
Support Services:				
Students	-	-	-	-
Instruction	-	4,346	4,346	-
General administration	-	-	-	-
School administration	-	-	-	-
Central services	-	-	-	-
Operation & maintenance of plant	-	-	-	-
Student transportation	-	-	-	-
Other support services	-	-	-	-
Operation of non-instructional services				
Community services operations	-	-	-	-
Food services operations	-	-	-	-
Capital outlay	-	-	-	-
TOTAL EXPENDITURES	-	4,346	4,346	-
EXCESS (DEFICIENCY) OF REVENUES OVER (UNDER) EXPENDITURES	-	-	-	-
DESIGNATED CASH	-	-	-	-
NET CHANGES IN FUND BALANCES	$ -	$ -	-	$ -
RECONCILIATION TO GAAP BASIS				
Adjustments to revenues			-	
Adjustments to expenditures			-	
NET CHANGES IN FUND BALANCES			$ -	

The accompanying notes are an integral part of the financial statements.

STATE OF NEW MEXICO
ALBUQUERQUE MUNICIPAL SCHOOL DISTRICT NO. 12
PUBLIC ACADEMY FOR PERFORMING ARTS (PAPA)
SCHOOL BASED HEALTH CENTER (FUND 29130)
STATEMENT OF REVENUES, EXPENDITURES AND CHANGES IN
FUND BALANCE - BUDGET (BUDGETARY BASIS) AND ACTUAL
Year Ended June 30, 2014

	Budgeted Amounts		Actual Amounts	Variance From Final Budget
	Original	Final	(Budgetary Basis)	Positive (Negative)
REVENUES				
Local and county sources	$ -	$ -	$ -	$ -
State sources	-	5,000	10,000	5,000
Federal sources	-	-	-	-
Interest	-	-	-	-
TOTAL REVENUES	-	5,000	10,000	5,000
EXPENDITURES				
Current:				
Instruction	-	5,000	5,000	-
Support Services:				
Students	-	-	-	-
Instruction	-	-	-	-
General administration	-	-	-	-
School administration	-	-	-	-
Central services	-	-	-	-
Operation & maintenance of plant	-	-	-	-
Student transportation	-	-	-	-
Other support services	-	-	-	-
Operation of non-instructional services				
Community services operations	-	-	-	-
Food services operations	-	-	-	-
Capital outlay	-	-	-	-
TOTAL EXPENDITURES	-	5,000	5,000	-
EXCESS (DEFICIENCY) OF REVENUES OVER (UNDER) EXPENDITURES	-	-	5,000	(5,000)
DESIGNATED CASH	-	-	-	-
NET CHANGES IN FUND BALANCES	$ -	$ -	5,000	$ 5,000
RECONCILIATION TO GAAP BASIS				
Adjustments to revenues			-	
Adjustments to expenditures			-	
NET CHANGES IN FUND BALANCES			$ 5,000	

The accompanying notes are an integral part of the financial statements.

STATE OF NEW MEXICO
ALBUQUERQUE MUNICIPAL SCHOOL DISTRICT NO. 12
PUBLIC ACADEMY FOR PERFORMING ARTS (PAPA)
PUBLIC SCHOOL CAPITAL OUTLAY (FUND 31200)
STATEMENT OF REVENUES, EXPENDITURES AND CHANGES IN
FUND BALANCE - BUDGET (BUDGETARY BASIS) AND ACTUAL
Year Ended June 30, 2014

	Budgeted Amounts		Actual Amounts	Variance From Final Budget
	Original	Final	(Budgetary Basis)	Positive (Negative)
REVENUES				
Local and county sources	$ -	$ -	$ -	$ -
State sources	-	267,673	200,755	(66,918)
Federal sources	-	-	-	-
Interest	-	-	-	-
TOTAL REVENUES	-	267,673	200,755	(66,918)
EXPENDITURES				
Current:				
Instruction	-	-	-	-
Support Services:				
Students	-	-	-	-
Instruction	-	-	-	-
General administration	-	-	-	-
School administration	-	-	-	-
Central services	-	-	-	-
Operation & maintenance of plant	-	-	-	-
Student transportation	-	-	-	-
Other support services	-	-	-	-
Operation of non-instructional services				
Community services operations	-	-	-	-
Food services operations	-	-	-	-
Capital outlay	-	267,673	267,672	1
TOTAL EXPENDITURES	-	267,673	267,672	1
EXCESS (DEFICIENCY) OF REVENUES OVER (UNDER) EXPENDITURES	-	-	(66,917)	66,917
DESIGNATED CASH	-	-	-	-
NET CHANGES IN FUND BALANCES	$ -	$ -	(66,917)	$ (66,917)
RECONCILIATION TO GAAP BASIS				
Adjustments to revenues			66,917	
Adjustments to expenditures			-	
NET CHANGES IN FUND BALANCES			$ -	

The accompanying notes are an integral part of the financial statements.

STATE OF NEW MEXICO
ALBUQUERQUE MUNICIPAL SCHOOL DISTRICT NO. 12
PUBLIC ACADEMY FOR PERFORMING ARTS (PAPA)
HB33 CAPITAL IMPROVEMENTS (FUND 31600)
STATEMENT OF REVENUES, EXPENDITURES AND CHANGES IN
FUND BALANCE - BUDGET (BUDGETARY BASIS) AND ACTUAL
Year Ended June 30, 2014

	Budgeted Amounts		Actual Amounts	Variance From Final Budget
	Original	Final	(Budgetary Basis)	Positive (Negative)
REVENUES				
Local and county sources	$ -	$ 497,385	$ 497,109	$ (276)
State sources	-	-	-	-
Federal sources	-	-	-	-
Interest	-	-	-	-
TOTAL REVENUES	-	497,385	497,109	(276)
EXPENDITURES				
Current:				
Instruction	-	-	-	-
Support Services:				
Students	-	-	-	-
Instruction	-	-	-	-
General administration	-	2,107	-	2,107
School administration	-	-	-	-
Central services	-	-	-	-
Operation & maintenance of plant	-	-	-	-
Student transportation	-	-	-	-
Other support services	-	-	-	-
Operation of non-instructional services				
Community services operations	-	-	-	-
Food services operations	-	-	-	-
Capital outlay	-	550,526	462,515	88,011
TOTAL EXPENDITURES	-	552,633	462,515	90,118
EXCESS (DEFICIENCY) OF REVENUES OVER (UNDER) EXPENDITURES	-	(55,248)	34,594	(89,842)
DESIGNATED CASH	-	55,248	-	(55,248)
NET CHANGES IN FUND BALANCES	$ -	$ -	34,594	$ 34,594
RECONCILIATION TO GAAP BASIS				
Adjustments to revenues			(34,594)	
Adjustments to expenditures			-	
NET CHANGES IN FUND BALANCES			$ -	

The accompanying notes are an integral part of the financial statements.

STATE OF NEW MEXICO
ALBUQUERQUE MUNICIPAL SCHOOL DISTRICT NO. 12
PUBLIC ACADEMY FOR PERFORMING ARTS (PAPA)
SB9 CAPITAL IMPROVEMENTS (FUND 31700)
STATEMENT OF REVENUES, EXPENDITURES AND CHANGES IN
FUND BALANCE - BUDGET (BUDGETARY BASIS) AND ACTUAL
Year Ended June 30, 2014

	Budgeted Amounts		Actual Amounts	Variance From Final Budget
	Original	Final	(Budgetary Basis)	Positive (Negative)
REVENUES				
Local and county sources	$ 105,451	$ 105,451	$ 108,155	$ 2,704
State sources	-	8,407	-	(8,407)
Federal sources	-	-	-	-
Interest	-	-	-	-
TOTAL REVENUES	105,451	113,858	108,155	(5,703)
EXPENDITURES				
Current:				
Instruction	-	-	-	-
Support Services:				
Students	-	-	-	-
Instruction	-	-	-	-
General administration	1,055	1,055	-	1,055
School administration	-	-	-	-
Central services	-	-	-	-
Operation & maintenance of plant	-	-	-	-
Student transportation	-	-	-	-
Other support services	-	-	-	-
Operation of non-instructional services				
Community services operations	-	-	-	-
Food services operations	-	-	-	-
Capital outlay	104,396	112,803	92,980	19,823
TOTAL EXPENDITURES	105,451	113,858	92,980	20,878
EXCESS (DEFICIENCY) OF REVENUES OVER (UNDER) EXPENDITURES	-	-	15,175	(15,175)
DESIGNATED CASH	-	-	-	-
NET CHANGES IN FUND BALANCES	$ -	$ -	15,175	$ 15,175
RECONCILIATION TO GAAP BASIS				
Adjustments to revenues			(15,175)	
Adjustments to expenditures			-	
NET CHANGES IN FUND BALANCES			$ -	

The accompanying notes are an integral part of the financial statements.

STATE OF NEW MEXICO
ALBUQUERQUE MUNICIPAL SCHOOL DISTRICT NO. 12
PUBLIC ACADEMY FOR PERFORMING ARTS (PAPA)
STATEMENT OF FIDUCIARY ASSETS AND LIABILITIES - AGENCY FUNDS
June 30, 2014

	Agency Funds
ASSETS	
Cash and cash equivalents	$ 67,866
TOTAL ASSETS	$ 67,866
LIABILITIES	
Deposits held for others	$ 67,866
TOTAL LIABILITIES	$ 67,866

The accompanying notes are an integral part of the financial statements.

STATE OF NEW MEXICO
ALBUQUERQUE MUNICIPAL SCHOOL DISTRICT NO. 12
PUBLIC ACADEMY FOR PERFORMING ARTS (PAPA)
SCHEDULE OF CHANGES IN ASSETS AND LIABILITIES - AGENCY FUNDS
Year Ended June 30, 2014

	Balance, July 1, 2013	Additions	Deletions	Balance, June 30, 2014
ASSETS				
Cash	$ 70,323	$ 20,460	$ (22,917)	$ 67,866
TOTAL ASSETS	$ 70,323	$ 20,460	$ (22,917)	$ 67,866
LIABILITIES				
Deposits held for others	$ 70,323	$ 20,460	$ (22,917)	$ 67,866
TOTAL ASSETS	$ 70,323	$ 20,460	$ (22,917)	$ 67,866

The accompanying notes are an integral part of the financial statements.

STATE OF NEW MEXICO
ALBUQUERQUE MUNICIPAL SCHOOL DISTRICT NO. 12
PUBLIC ACADEMY FOR PERFORMING ARTS (PAPA)
SCHEDULE OF COLLATERAL PLEDGED BY DEPOSITORY
FOR PUBLIC FUNDS
June 30, 2014

Name of Depository	Description of Pledged Collateral	Fair/Par Market Value June 30, 2014	Safekeeping Agent
Wells Fargo	FN AR2636 3.00% Matures 02/01/2043	$ 110,667	Bank of New York Mellon
Wells Fargo	FN AU4293 4.00% Matures 09/01/2043	76,284	Bank of New York Mellon
		$ 186,951	

The accompanying notes are an integral part of the financial statements.

STATE OF NEW MEXICO
ALBUQUERQUE MUNICIPAL SCHOOL DISTRICT NO. 12
PUBLIC ACADEMY FOR PERFORMING ARTS (PAPA)
SCHEDULE OF CASH AND CASH EQUIVALENTS
June 30, 2014

	Wells Fargo Bank
Operating account	$ 508,371
Activity account	75,384
Total on deposit	583,755
Reconciling items	(11,325)
Reconciled balance at June 30, 2014	572,430
Less activity funds	(67,866)
Balance per Exhibit A-1	$ 504,564

The accompanying notes are an integral part of the financial statements.

Schedule III

STATE OF NEW MEXICO
ALBUQUERQUE MUNICIPAL SCHOOL DISTRICT NO. 12
PUBLIC ACADEMY FOR PERFORMING ARTS
CASH RECONCILIATION
June 30, 2014

	Operational Account 11000	Pupil Transportation 13000	Instructional Materials 14000	Food Services 21000	Student Activity 23000	Projects Account 24000
June 30, 2013 Cash (Book Balance)	$ 381,974	$ -	$ 4,161	$ 5,031	$ 70,323	$ -
June 30, 2013 Payroll Liabilities	(186,175)	-	-	-	-	(4,337)
June 30, 2013 Temporary Interfund Loans	65,935	-	-	-	-	(57,418)
June 30, 2013 Adjustments/Reconciling Differences	-	-	-	-	-	-
June 30, 2013 Cash Available to Budget	261,734	-	4,161	5,031	70,323	(61,755)
2013-2014 Revenue	2,527,000	-	27,143	80,695	130,868	98,899
2013-2014 Expenditures	(2,539,191)	-	(26,780)	(61,172)	(133,325)	(94,355)
Permanent Cash Transfers/Reversions	-	-	-	-	-	-
Adjustments	-	-	-	-	-	-
June 30, 2014 Cash Available to Budget	249,543	-	4,524	24,554	67,866	(57,211)
June 30, 2014 Payroll Liabilities	238,616	-	-	-	-	9,472
June 30, 2014 Temporary Interfund Loans	(117,766)	-	-	-	-	47,739
June 30, 2014 Adjustments/Reconciling Differences	-	-	-	-	-	-
June 30, 2014 Cash (Book Balance)	$ 370,393	$ -	$ 4,524	$ 24,554	$ 67,866	$ -

Schedule III

STATE OF NEW MEXICO
ALBUQUERQUE MUNICIPAL SCHOOL DISTRICT NO. 12
PUBLIC ACADEMY FOR PERFORMING ARTS
CASH RECONCILIATION
June 30, 2014

	Direct Account 25000	Grants Fund 26000	State Flowthrough Fund 27000	State Direct Account 28000	Local/State Account 29000	Public School Capital Outlay 31200
June 30, 2013 Cash (Book Balance)	$ -	$ 1,500	$ -	$ -	$ -	$ -
June 30, 2013 Payroll Liabilities	-	-	-	-	-	-
June 30, 2013 Temporary Interfund Loans	-	-	(593)	-	-	-
June 30, 2013 Adjustments/Reconciling Differences	-	-	-	-	-	-
June 30, 2013 Cash Available to Budget	-	1,500	(593)	-	-	-
2013-2014 Revenue	-	5,500	4,939	-	10,000	200,755
2013-2014 Expenditures	-	(4,000)	(7,456)	-	(5,000)	(267,672)
Permanent Cash Transfers/Reversions	-	-	-	-	-	-
Adjustments	-	-	-	-	-	-
June 30, 2014 Cash Available to Budget	-	3,000	(3,110)	-	5,000	(66,917)
June 30, 2014 Payroll Liabilities	-	-	-	-	-	-
June 30, 2014 Temporary Interfund Loans	-	-	3,110	-	-	66,917
June 30, 2014 Adjustments/Reconciling Differences	-	-	-	-	-	-
June 30, 2014 Cash (Book Balance)	$ -	$ 3,000	$ -	$ -	$ 5,000	$ -

STATE OF NEW MEXICO
ALBUQUERQUE MUNICIPAL SCHOOL DISTRICT NO. 12
PUBLIC ACADEMY FOR PERFORMING ARTS
CASH RECONCILIATION
June 30, 2014

	Special Capital Outlay 31400	Capital Improve. HB 33 31600	Capital Improve. SB 9 31700	Total Primary Government
June 30, 2013 Cash (Book Balance)	$ -	$ 55,248	$ -	$ 518,237
June 30, 2013 Payroll Liabilities	-	-	-	(190,512)
June 30, 2013 Temporary Interfund Loans	-	-	(7,924)	-
June 30, 2013 Adjustments/Reconciling Differences	-	-	-	-
June 30, 2013 Cash Available to Budget	-	55,248	(7,924)	327,725
2013-2014 Revenue	-	497,109	108,155	3,691,063
2013-2014 Expenditures	-	(462,515)	(92,980)	(3,694,446)
Permanent Cash Transfers/Reversions	-	-	-	-
Adjustments	-	-	-	-
June 30, 2014 Cash Available to Budget	-	89,842	7,251	324,342
June 30, 2014 Payroll Liabilities	-	-	-	248,088
June 30, 2014 Temporary Interfund Loans	-	-	-	-
June 30, 2014 Adjustments/Reconciling Differences	-	-	-	-
June 30, 2014 Cash (Book Balance)	$ -	$ 89,842	$ 7,251	$ 572,430
			Less Activity Funds	(67,866)
			Per Exhibit B-1	$ 504,564

The accompanying notes are an integral part of the financial statements.

STATE OF NEW MEXICO
ALBUQUERQUE MUNICIPAL SCHOOL DISTRICT NO. 12
ROBERT F. KENNEDY CHARTER SCHOOL
STATEMENT OF NET POSITION
June 30, 2014

	Governmental Activities
ASSETS	
Cash and cash equivalents	$ 116,328
Receivables, net of allowance for uncollectibles:	
Due from other governments	150,991
Prepaid expenses	-
Total current assets	267,319
NON-CURRENT ASSETS	
Capital assets:	
Building improvements	-
Furniture, fixtures and equipment	184,240
Less: accumulated depreciation	(179,062)
Total non-current assets	5,178
TOTAL ASSETS	$ 272,497
LIABILITIES AND NET POSITION	
Accounts payable	$ 39,788
Accrued liabilities	243,429
Due to other governments	13,052
Compensated absences	25,076
Total current liabilities	321,345
Total liabilities	321,345
Net investment in capital assets	5,178
Restricted	8,797
Unrestricted	(62,823)
Total net position	(48,848)
TOTAL LIABILITIES AND NET POSITION	$ 272,497

The accompanying notes are an integral part of the financial statements.

STATE OF NEW MEXICO
ALBUQUERQUE MUNICIPAL SCHOOL DISTRICT NO. 12
ROBERT F. KENNEDY CHARTER SCHOOL
STATEMENT OF ACTIVITIES
Year Ended June 30, 2014

		Program Revenues			
FUNCTIONS/PROGRAMS	**Expenses**	**Charges for Services**	**Operating Grants and Contributions**	**Capital Grants and Contributions**	**Net Revenues (Expenses) and Changes in Net Position**
Governmental activities:					
Instruction	$ 1,539,218	$ -	$ 261,310	$ -	$ (1,277,908)
Support services:					
Students	586,800	-	13,072	-	(573,728)
Instruction	15,302	-	2,273	-	(13,029)
General Administration	88,762	-	-	-	(88,762)
School Administration	311,213	-	7,000	-	(304,213)
Central Services	136,463	-	-	-	(136,463)
Operation & Maintenance of Plant	161,442	-	-	-	(161,442)
Student Transportation	7,844	-	-	-	(7,844)
Operating of Non-instructional Services:					
Food Services Operations	68,112	408	67,704	-	-
Community Services Operations	-	-	-	-	-
Facilities, Materials, Supplies and Other Services	319,587	-	135,472	21,300	(162,815)
TOTAL GOVERNMENTAL ACTIVITIES	$ 3,234,743	$ 408	$ 486,831	$ 21,300	(2,726,204)

GENERAL REVENUES	
State Equalization Guarantee	2,419,501
Miscellaneous	6,846
Property Taxes	170,141
Total general revenues	2,596,488
Change in net position	(129,716)
Net position, beginning of year	80,868
Net position, end of year	$ (48,848)

The accompanying notes are an integral part of the financial statements.

Exhibit B-1

STATE OF NEW MEXICO
ALBUQUERQUE MUNICIPAL SCHOOL DISTRICT NO. 12
ROBERT F. KENNEDY CHARTER SCHOOL
BALANCE SHEET - GOVERNMENTAL FUNDS
June 30, 2014

	11000 General	14000 Instructional Support	21000 Food Services	24101 Title I IASA	24106 IDEA-B Entitlement
ASSETS					
Cash and cash equivalents	$ 90,301	$ 837	$ -	$ -	$ -
Accounts receivable:					
Due from other governments	-	-	-	44,442	13,879
Other accounts receivable	-	-	-	-	-
Due from other funds	117,391	-	-	-	-
Prepaid expenses	-	-	-	-	-
TOTAL ASSETS	$ 207,692	$ 837	$ -	$ 44,442	$ 13,879
LIABILITIES AND FUND BALANCE					
Current liabilities:					
Accounts payable	$ 29,617	$ -	$ -	$ -	$ -
Accrued expenses	215,822	-	-	14,953	5,738
Due to other funds	-	-	-	29,489	8,141
Due to other governments	-	-	-	-	-
Total current liabilities	245,439	-	-	44,442	13,879
Fund balances:					
Nonspendable	-	-	-	-	-
Restricted	-	837	-	-	-
Committed	-	-	-	-	-
Assigned	-	-	-	-	-
Unassigned (deficit)	(37,747)	-	-	-	-
Total fund balance (deficit)	(37,747)	837	-	-	-
TOTAL LIABILITIES AND FUND BALANCE	$ 207,692	$ 837	$ -	$ 44,442	$ 13,879

Exhibit B-1

STATE OF NEW MEXICO
ALBUQUERQUE MUNICIPAL SCHOOL DISTRICT NO. 12
ROBERT F. KENNEDY CHARTER SCHOOL
BALANCE SHEET - GOVERNMENTAL FUNDS
June 30, 2014

	24153 English Language Acquisition	24154 Teacher/Principal Training	24162 Title I School Improvement	24180 Carl D Perkins	25153 Title XIX Medicaid
ASSETS					
Cash and cash equivalents	$ -	$ -	$ -	$ -	$ 2,798
Accounts receivable:					
Due from other governments	-	8,992	7,000	46,471	-
Other accounts receivable	-	-	-	-	-
Due from other funds	-	-	-	-	-
Prepaid expenses	-	-	-	-	-
TOTAL ASSETS	$ -	$ 8,992	$ 7,000	$ 46,471	$ 2,798
LIABILITIES AND FUND BALANCE					
Current liabilities:					
Accounts payable	$ -	$ -	$ -	$ 3,550	$ -
Accrued expenses	-	-	-	6,916	-
Due to other funds	-	8,992	7,000	36,005	-
Due to other governments	-	-	-	-	-
Total current liabilities	-	8,992	7,000	46,471	-
Fund balances:					
Nonspendable	-	-	-	-	-
Restricted	-	-	-	-	2,798
Committed	-	-	-	-	-
Assigned	-	-	-	-	-
Unassigned (deficit)	-	-	-	-	-
Total fund balance (deficit)	-	-	-	-	2,798
TOTAL LIABILITIES AND FUND BALANCE	$ -	$ 8,992	$ 7,000	$ 46,471	$ 2,798

Exhibit B-1

STATE OF NEW MEXICO
ALBUQUERQUE MUNICIPAL SCHOOL DISTRICT NO. 12
ROBERT F. KENNEDY CHARTER SCHOOL
BALANCE SHEET - GOVERNMENTAL FUNDS
June 30, 2014

	25250 SEG Federal Stimulus	26104 Bill & Melinda Gates Foundation	27106 2010 Library GO Bonds	27107 2010 Library GO Bonds	27183 NM Grown Fresh Fruits & Vegetables
ASSETS					
Cash and cash equivalents	$ -	$ 14	$ -	$ -	$ -
Accounts receivable:					
Due from other governments	-	-	505	3,312	591
Other accounts receivable	-	-	-	-	-
Due from other funds	-	-	-	-	-
Prepaid expenses	-	-	-	-	-
TOTAL ASSETS	$ -	$ 14	$ 505	$ 3,312	$ 591
LIABILITIES AND FUND BALANCE					
Current liabilities:					
Accounts payable	$ -	$ -	$ -	$ -	$ -
Accrued expenses	-	-	-	-	-
Due to other funds	-	-	505	3,312	591
Due to other governments	-	-	-	-	-
Total current liabilities	-	-	505	3,312	591
Fund balances:					
Nonspendable	-	-	-	-	-
Restricted	-	14	-	-	-
Committed	-	-	-	-	-
Assigned	-	-	-	-	-
Unassigned (deficit)	-	-	-	-	-
Total fund balance (deficit)	-	14	-	-	-
TOTAL LIABILITIES AND FUND BALANCE	$ -	$ 14	$ 505	$ 3,312	$ 591

Exhibit B-1

STATE OF NEW MEXICO
ALBUQUERQUE MUNICIPAL SCHOOL DISTRICT NO. 12
ROBERT F. KENNEDY CHARTER SCHOOL
BALANCE SHEET - GOVERNMENTAL FUNDS
June 30, 2014

	27185 Next Generation Assessments	28133 Youth Conservation Corps	29102 Private Direct Grants	29107 City/County Grants	29130 Student-Based Health Clinic
ASSETS					
Cash and cash equivalents	$ -	$ -	$ -	$ -	$ 5,148
Accounts receivable:					
Due from other governments	1,768	-	-	-	-
Other accounts receivable	-	-	-	-	-
Due from other funds	-	-	-	-	-
Prepaid expenses	-	-	-	-	-
TOTAL ASSETS	$ 1,768	$ -	$ -	$ -	$ 5,148
LIABILITIES AND FUND BALANCE					
Current liabilities:					
Accounts payable	$ -	$ -	$ -	$ -	$ -
Accrued expenses	-	-	-	-	-
Due to other funds	1,768	-	-	-	-
Due to other governments	-	-	-	-	-
Total current liabilities	1,768	-	-	-	-
Fund balances:					
Nonspendable	-	-	-	-	-
Restricted	-	-	-	-	5,148
Committed	-	-	-	-	-
Assigned	-	-	-	-	-
Unassigned (deficit)	-	-	-	-	-
Total fund balance (deficit)	-	-	-	-	5,148
TOTAL LIABILITIES AND FUND BALANCE	$ 1,768	$ -	$ -	$ -	$ 5,148

Exhibit B-1

STATE OF NEW MEXICO
ALBUQUERQUE MUNICIPAL SCHOOL DISTRICT NO. 12
ROBERT F. KENNEDY CHARTER SCHOOL
BALANCE SHEET - GOVERNMENTAL FUNDS
June 30, 2014

	31200 Public School Capital Outlay	31600 HB33 Capital Improvements	31700 SB9 Capital Improvements	Total Primary Government
ASSETS				
Cash and cash equivalents	$ -	$ 17,230	$ -	$ 116,328
Accounts receivable:				
Due from other governments	-	1,982	22,049	150,991
Other accounts receivable	-	-	-	-
Due from other funds	-	-	-	117,391
Prepaid expenses	-	-	-	-
TOTAL ASSETS	$ -	$ 19,212	$ 22,049	$ 384,710
LIABILITIES AND FUND BALANCE				
Current liabilities:				
Accounts payable	$ -	$ 6,621	$ -	$ 39,788
Accrued expenses	-	-	-	243,429
Due to other funds	-	-	21,588	117,391
Due to other governments	-	12,591	461	13,052
Total current liabilities	-	19,212	22,049	413,660
Fund balances:				
Nonspendable	-	-	-	-
Restricted	-	-	-	8,797
Committed	-	-	-	-
Assigned	-	-	-	-
Unassigned (deficit)	-	-	-	(37,747)
Total fund balance (deficit)	-	-	-	(28,950)
TOTAL LIABILITIES AND FUND BALANCE	$ -	$ 19,212	$ 22,049	$ 384,710

The acccompanying notes are an integral part of the financial statements.

STATE OF NEW MEXICO
ALBUQUERQUE MUNICIPAL SCHOOL DISTRICT NO. 12
ROBERT F. KENNEDY CHARTER SCHOOL
RECONCILIATION OF THE BALANCE SHEET - GOVERNMENTAL FUNDS
TO THE STATEMENT OF NET POSITION
June 30, 2014

Total Fund Balance - Governmental Funds (Governmental Fund Balance Sheet)	$ (28,950)
Amounts reported for governmental activities in the Statement of Net Position are different because:	
Capital assets used in governmental activities are not financial resources and, therefore, are not reported in the funds.	
The cost of capital assets is	184,240
Accumulated depreciation is	(179,062)
Total capital assets	5,178
Long-term and certain other liabilities are not due and payable in the current period and, therefore, are not reported as liabilities in the funds.	
Long-term and other liabilities at year end consist of:	
Compensated absences payable	(25,076)
Total long-term and other liabilities	(25,076)
Net position of governmental activities (Statement of Net Position)	$ (48,848)

The accompanying notes are an integral part of the financial statements.

Exhibit B-3

STATE OF NEW MEXICO
ALBUQUERQUE MUNICIPAL SCHOOL DISTRICT NO. 12
ROBERT F. KENNEDY CHARTER SCHOOL
STATEMENT OF REVENUES, EXPENDITURES AND CHANGES IN
FUND BALANCES - GOVERNMENTAL FUNDS
Year Ended June 30, 2014

	11000 General	14000 Instructional Support	21000 Food Services	24101 Title I IASA	24106 IDEA-B Entitlement
REVENUES					
Property taxes	$ -	$ -	$ -	$ -	$ -
Local and county sources	6,846	-	408	-	-
State sources	2,419,501	10,852	-	-	-
Federal sources	-	-	67,704	123,529	43,129
Interest	-	-	-	-	-
Total revenues	2,426,347	10,852	68,112	123,529	43,129
EXPENDITURES					
Current:					
Instruction	1,239,045	18,370	-	113,255	43,129
Support services:					
Students	565,542	-	-	10,274	-
Instruction	13,029	-	-	-	-
General administration	87,098	-	-	-	-
School administration	273,748	-	-	-	-
Central services	136,463	-	-	-	-
Operation & maintenance of plant	160,615	-	-	-	-
Student transportation	7,844	-	-	-	-
Other support services	-	-	-	-	-
Operation of non-instructional services:					
Community services operations	-	-	-	-	-
Food services operations	-	-	68,112	-	-
Capital outlay	-	-	-	-	-
Total expenditures	2,483,384	18,370	68,112	123,529	43,129
Excess (deficiency) of revenues over (under) expenditures	(57,037)	(7,518)	-	-	-
Other financing sources (uses):					
Other financing uses	-	-	-	-	-
Total other financing sources (uses)	-	-	-	-	-
NET CHANGES IN FUND BALANCES	(57,037)	(7,518)	-	-	-
FUND BALANCES, BEGINNING OF YEAR	19,290	8,355	-	-	-
FUND BALANCES, END OF YEAR	$ (37,747)	$ 837	$ -	$ -	$ -

Exhibit B-3

STATE OF NEW MEXICO
ALBUQUERQUE MUNICIPAL SCHOOL DISTRICT NO. 12
ROBERT F. KENNEDY CHARTER SCHOOL
STATEMENT OF REVENUES, EXPENDITURES AND CHANGES IN
FUND BALANCES - GOVERNMENTAL FUNDS
Year Ended June 30, 2014

	24153 English Language Acquisition	24154 Teacher/Principal Training	24162 Title I School Improvement	24180 Carl D Perkins	25153 Title XIX Medicaid
REVENUES					
Property taxes	$ -	$ -	$ -	$ -	$ -
Local and county sources	-	-	-	-	-
State sources	-	-	-	-	-
Federal sources	6,944	12,774	30,982	46,471	2,798
Interest	-	-	-	-	-
Total revenues	6,944	12,774	30,982	46,471	2,798
EXPENDITURES					
Current:					
Instruction	6,944	12,774	23,982	46,471	-
Support services:					
Students	-	-	-	-	-
Instruction	-	-	-	-	-
General administration	-	-	-	-	-
School administration	-	-	7,000	-	-
Central services	-	-	-	-	-
Operation & maintenance of plant	-	-	-	-	-
Student transportation	-	-	-	-	-
Other support services	-	-	-	-	-
Operation of non-instructional services:					
Community services operations	-	-	-	-	-
Food services operations	-	-	-	-	-
Capital outlay	-	-	-	-	-
Total expenditures	6,944	12,774	30,982	46,471	-
Excess (deficiency) of revenues over (under) expenditures	-	-	-	-	2,798
Other financing sources (uses):					
Other financing uses	-	-	-	-	-
Total other financing sources (uses)	-	-	-	-	-
NET CHANGES IN FUND BALANCES	-	-	-	-	2,798
FUND BALANCES, BEGINNING OF YEAR	-	-	-	-	-
FUND BALANCES, END OF YEAR	$ -	$ -	$ -	$ -	$ 2,798

Exhibit B-3

STATE OF NEW MEXICO
ALBUQUERQUE MUNICIPAL SCHOOL DISTRICT NO. 12
ROBERT F. KENNEDY CHARTER SCHOOL
STATEMENT OF REVENUES, EXPENDITURES AND CHANGES IN
FUND BALANCES - GOVERNMENTAL FUNDS
Year Ended June 30, 2014

	26104 Bill & Melinda Gates Foundation	27106 2010 Library GO Bonds	27107 2010 Library GO Bonds	27183 NM Grown Fresh Fruits & Vegetables
REVENUES				
Property taxes	$ -	$ -	$ -	$ -
Local and county sources	-	-	-	-
State sources	-	505	3,312	591
Federal sources	-	-	-	-
Interest	-	-	-	-
Total revenues	-	505	3,312	591
EXPENDITURES				
Current:				
Instruction	14,129	-	3,312	591
Support services:				
Students	-	-	-	-
Instruction	-	505	-	-
General administration	-	-	-	-
School administration	23,768	-	-	-
Central services	-	-	-	-
Operation & maintenance of plant	-	-	-	-
Student transportation	-	-	-	-
Other support services	-	-	-	-
Operation of non-instructional services:				
Community services operations	-	-	-	-
Food services operations	-	-	-	-
Capital outlay	-	-	-	-
Total expenditures	37,897	505	3,312	591
Excess (deficiency) of revenues over (under) expenditures	(37,897)	-	-	-
Other financing sources (uses):				
Other financing uses	-	-	-	-
Total other financing sources (uses)	-	-	-	-
NET CHANGES IN FUND BALANCES	(37,897)	-	-	-
FUND BALANCES, BEGINNING OF YEAR	37,911	-	-	-
FUND BALANCES, END OF YEAR	$ 14	$ -	$ -	$ -

Exhibit B-3

STATE OF NEW MEXICO
ALBUQUERQUE MUNICIPAL SCHOOL DISTRICT NO. 12
ROBERT F. KENNEDY CHARTER SCHOOL
STATEMENT OF REVENUES, EXPENDITURES AND CHANGES IN
FUND BALANCES - GOVERNMENTAL FUNDS
Year Ended June 30, 2014

	27185 Next Generation Assessments	28133 Youth Conservation Corps	29102 Private Direct Grants	29107 City/County Grants	29130 Student-Based Health Clinic
REVENUES					
Property taxes	$ -	$ -	$ -	$ -	$ -
Local and county sources	-	-	-	-	-
State sources	1,768	-	-	-	-
Federal sources	-	-	-	-	-
Interest	-	-	-	-	-
Total revenues	1,768	-	-	-	-
EXPENDITURES					
Current:					
Instruction	-	-	636	-	-
Support services:					
Students	-	-	-	-	10,984
Instruction	1,768	-	-	-	-
General administration	-	-	-	-	-
School administration	-	-	6,584	113	-
Central services	-	-	-	-	-
Operation & maintenance of plant	-	-	-	-	-
Student transportation	-	-	-	-	-
Other support services	-	-	-	-	-
Operation of non-instructional services:					
Community services operations	-	-	-	-	-
Food services operations	-	-	-	-	-
Capital outlay	-	-	-	-	-
Total expenditures	1,768	-	7,220	113	10,984
Excess (deficiency) of revenues over (under) expenditures	-	-	(7,220)	(113)	(10,984)
Other financing sources (uses):					
Other financing uses	-	-	-	-	-
Total other financing sources (uses)	-	-	-	-	-
NET CHANGES IN FUND BALANCES	-	-	(7,220)	(113)	(10,984)
FUND BALANCES, BEGINNING OF YEAR	-	-	7,220	113	16,132
FUND BALANCES, END OF YEAR	$ -	$ -	$ -	$ -	$ 5,148

Exhibit B-3

STATE OF NEW MEXICO
ALBUQUERQUE MUNICIPAL SCHOOL DISTRICT NO. 12
ROBERT F. KENNEDY CHARTER SCHOOL
STATEMENT OF REVENUES, EXPENDITURES AND CHANGES IN
FUND BALANCES - GOVERNMENTAL FUNDS
Year Ended June 30, 2014

	31200 Public School Capital Outlay	31600 HB33 Capital Improvements	31700 SB9 Capital Improvements	Total Primary Government
REVENUES				
Property taxes	$ -	$ 115,980	$ 54,161	$ 170,141
Local and county sources	-	-	-	7,254
State sources	135,472	-	21,300	2,593,301
Federal sources	-	-	-	334,331
Interest	-	-	-	-
Total revenues	135,472	115,980	75,461	3,105,027
EXPENDITURES				
Current:				
Instruction	-	6,621	-	1,629,259
Support services:				
Students	-	-	-	586,800
Instruction	-	-	-	15,302
General administration	-	1,133	531	88,762
School administration	-	-	-	311,213
Central services	-	-	-	136,463
Operation & maintenance of plant	-	-	827	161,442
Student transportation	-	-	-	7,844
Other support services	-	-	-	-
Operation of non-instructional services:				
Community services operations	-	-	-	-
Food services operations	-	-	-	68,112
Capital outlay	135,472	108,226	74,103	317,801
Total expenditures	135,472	115,980	75,461	3,222,998
Excess (deficiency) of revenues over (under) expenditures	-	-	-	(117,971)
Other financing sources (uses):				
Other financing uses	-	-	-	-
Total other financing sources (uses)	-	-	-	-
NET CHANGES IN FUND BALANCES	-	-	-	(117,971)
FUND BALANCES, BEGINNING OF YEAR	-	-	-	89,021
FUND BALANCES, END OF YEAR	$ -	$ -	$ -	$ (28,950)

The accompanying notes are an integral part of the financial statements.

STATE OF NEW MEXICO
ALBUQUERQUE MUNICIPAL SCHOOL DISTRICT NO. 12
ROBERT F. KENNEDY CHARTER SCHOOL
RECONCILIATION OF THE STATEMENT OF REVENUES, EXPENDITURES, AND CHANGES IN FUND BALANCES - GOVERNMENTAL FUNDS TO THE STATEMENT OF ACTIVITIES
Year Ended June 30, 2014

Net Changes in Fund Balances - Total Governmental Funds (Statement of Revenues, Expenditures, and Changes in Fund Balances)	$ (117,971)
Amounts reported for governmental activities in the Statement of Activities are different because:	
In the Statement of Activities, certain operating expenses - compensated absences (sick and annual leave) are measured by the amounts earned during the year. In the Governmental Funds, however, expenditures for these items are measured by the amounts of financial resources used (essentially, the amounts actually paid).	
The increase in compensated absences for the fiscal year was:	(9,959)
Governmental Funds report capital outlays as expenditures. However, in the Statement of Activities, the cost of those assets is allocated over their estimated useful lives and reported as depreciation expense. In the current period, these amounts were:	
Capital outlay	-
Depreciation expense	(1,786)
Excess of depreciation expense over capital outlay	(1,786)
Loss/Adjustments on disposal of assets	-
Change in net position of governmental activities (Statement of Activities)	$ (129,716)

The accompanying notes are an integral part of the financial statements.

STATE OF NEW MEXICO
ALBUQUERQUE MUNICIPAL SCHOOL DISTRICT NO. 12
ROBERT F. KENNEDY CHARTER SCHOOL
GENERAL FUND (FUND 11000)
STATEMENT OF REVENUES, EXPENDITURES AND CHANGES IN
FUND BALANCE - BUDGET (BUDGETARY BASIS) AND ACTUAL
Year Ended June 30, 2014

	Budgeted Amounts		Actual Amounts	Variance From Final Budget
	Original	Final	(Budgetary Basis)	Positive (Negative)
REVENUES				
Local and county sources	$ -	$ -	$ 10,114	$ 10,114
State sources	2,419,501	2,419,501	2,419,501	-
Federal sources	-	-	-	-
Interest	-	-	-	-
TOTAL REVENUES	2,419,501	2,419,501	2,429,615	10,114
EXPENDITURES				
Current:				
Instruction	1,271,350	1,232,250	1,237,815	(5,565)
Support Services:				
Students	657,813	593,474	562,605	30,869
Instruction	26,970	11,902	11,426	476
General administration	15,500	88,660	87,224	1,436
School administration	269,364	179,479	269,134	(89,655)
Central services	148,505	127,390	118,346	9,044
Operation & maintenance of plant	285,247	194,851	158,687	36,164
Student transportation	9,376	10,785	7,846	2,939
Other support services	-	-	-	-
Operation of non-instructional services:				
Community services operations	-	-	-	-
Food services operations	8,000	-	-	-
Capital outlay	-	-	-	-
TOTAL EXPENDITURES	2,692,125	2,438,791	2,453,083	(14,292)
EXCESS (DEFICIENCY) OF REVENUES OVER (UNDER) EXPENDITURES	(272,624)	(19,290)	(23,468)	4,178
DESIGNATED CASH	272,624	19,290	-	(19,290)
NET CHANGES IN FUND BALANCES	$ -	$ -	(23,468)	$ (23,468)
RECONCILIATION TO GAAP BASIS				
Adjustments to revenues			(3,268)	
Adjustments to expenditures			(30,301)	
NET CHANGES IN FUND BALANCES			$ (57,037)	

The accompanying notes are an integral part of the financial statements.

STATE OF NEW MEXICO
ALBUQUERQUE MUNICIPAL SCHOOL DISTRICT NO. 12
ROBERT F. KENNEDY CHARTER SCHOOL
INSTRUCTIONAL SUPPORT (FUND 14000)
STATEMENT OF REVENUES, EXPENDITURES AND CHANGES IN
FUND BALANCE - BUDGET (BUDGETARY BASIS) AND ACTUAL
Year Ended June 30, 2014

	Budgeted Amounts		Actual Amounts	Variance From Final Budget
	Original	Final	(Budgetary Basis)	Positive (Negative)
REVENUES				
Local and county sources	$ -	$ -	$ -	$ -
State sources	-	10,015	8,112	(1,903)
Federal sources	-	-	-	-
Interest	-	-	-	-
TOTAL REVENUES	-	10,015	8,112	(1,903)
EXPENDITURES				
Current:				
Instruction	-	18,370	18,370	-
Support Services:				
Students	-	-	-	-
Instruction	-	-	-	-
General administration	-	-	-	-
School administration	-	-	-	-
Central services	-	-	-	-
Operation & maintenance of plant	-	-	-	-
Student transportation	-	-	-	-
Other support services	-	-	-	-
Operation of non-instructional services:				
Community services operations	-	-	-	-
Food services operations	-	-	-	-
Capital outlay	-	-	-	-
TOTAL EXPENDITURES	-	18,370	18,370	-
EXCESS (DEFICIENCY) OF REVENUES OVER (UNDER) EXPENDITURES	-	(8,355)	(10,258)	1,903
DESIGNATED CASH	-	8,355	-	(8,355)
NET CHANGES IN FUND BALANCES	$ -	$ -	(10,258)	$ (10,258)
RECONCILIATION TO GAAP BASIS				
Adjustments to revenues			2,740	
Adjustments to expenditures			-	
NET CHANGES IN FUND BALANCES			$ (7,518)	

The accompanying notes are an integral part of the financial statements.

STATE OF NEW MEXICO
ALBUQUERQUE MUNICIPAL SCHOOL DISTRICT NO. 12
ROBERT F. KENNEDY CHARTER SCHOOL
FOOD SERVICES (FUND 21000)
STATEMENT OF REVENUES, EXPENDITURES AND CHANGES IN
FUND BALANCE - BUDGET (BUDGETARY BASIS) AND ACTUAL
Year Ended June 30, 2014

	Budgeted Amounts		Actual Amounts	Variance From Final Budget
	Original	Final	(Budgetary Basis)	Positive (Negative)
REVENUES				
Local and county sources	$ -	$ -	$ 408	$ 408
State sources	-	-	-	-
Federal sources	-	82,000	67,704	(14,296)
Interest	-	-	-	-
TOTAL REVENUES	-	82,000	68,112	(13,888)
EXPENDITURES				
Current:				
Instruction	-	-	-	-
Support Services:				
Students	-	-	-	-
Instruction	-	-	-	-
General administration	-	-	-	-
School administration	-	-	-	-
Central services	-	-	-	-
Operation & maintenance of plant	-	-	-	-
Student transportation	-	-	-	-
Other support services	-	-	-	-
Operation of non-instructional services:				
Community services operations	-	-	-	-
Food services operations	-	82,000	68,112	13,888
Capital outlay	-	-	-	-
TOTAL EXPENDITURES	-	82,000	68,112	13,888
EXCESS (DEFICIENCY) OF REVENUES OVER (UNDER) EXPENDITURES	-	-	-	-
DESIGNATED CASH	-	-	-	-
NET CHANGES IN FUND BALANCES	$ -	$ -	-	$ -
RECONCILIATION TO GAAP BASIS				
Adjustments to revenues			-	
Adjustments to expenditures			-	
NET CHANGES IN FUND BALANCES			$ -	

The accompanying notes are an integral part of the financial statements.

STATE OF NEW MEXICO
ALBUQUERQUE MUNICIPAL SCHOOL DISTRICT NO. 12
ROBERT F. KENNEDY CHARTER SCHOOL
TITLE I IASA (FUND 24101)
STATEMENT OF REVENUES, EXPENDITURES AND CHANGES IN
FUND BALANCE - BUDGET (BUDGETARY BASIS) AND ACTUAL
Year Ended June 30, 2014

	Budgeted Amounts		Actual Amounts	Variance From Final Budget
	Original	Final	(Budgetary Basis)	Positive (Negative)
REVENUES				
Local and county sources	$ -	$ -	$ -	$ -
State sources	-	-	-	-
Federal sources	12,012	123,529	79,087	(44,442)
Interest	-	-	-	-
TOTAL REVENUES	12,012	123,529	79,087	(44,442)
EXPENDITURES				
Current:				
Instruction	11,248	120,778	113,255	7,523
Support Services:				
Students	-	1,987	10,274	(8,287)
Instruction	-	-	-	-
General administration	-	-	-	-
School administration	764	764	-	764
Central services	-	-	-	-
Operation & maintenance of plant	-	-	-	-
Student transportation	-	-	-	-
Other support services	-	-	-	-
Operation of non-instructional services:				
Community services operations	-	-	-	-
Food services operations	-	-	-	-
Capital outlay	-	-	-	-
TOTAL EXPENDITURES	12,012	123,529	123,529	-
EXCESS (DEFICIENCY) OF REVENUES OVER (UNDER) EXPENDITURES	-	-	(44,442)	44,442
DESIGNATED CASH	-	-	-	-
NET CHANGES IN FUND BALANCES	$ -	$ -	(44,442)	$ (44,442)
RECONCILIATION TO GAAP BASIS				
Adjustments to revenues			44,442	
Adjustments to expenditures			-	
NET CHANGES IN FUND BALANCES			$ -	

The accompanying notes are an integral part of the financial statements.

STATE OF NEW MEXICO
ALBUQUERQUE MUNICIPAL SCHOOL DISTRICT NO. 12
ROBERT F. KENNEDY CHARTER SCHOOL
IDEA-B ENTITLEMENT (FUND 24106)
STATEMENT OF REVENUES, EXPENDITURES AND CHANGES IN
FUND BALANCE - BUDGET (BUDGETARY BASIS) AND ACTUAL
Year Ended June 30, 2014

	Budgeted Amounts		Actual Amounts	Variance From Final Budget
	Original	Final	(Budgetary Basis)	Positive (Negative)
REVENUES				
Local and county sources	$ -	$ -	$ -	$ -
State sources	-	-	-	-
Federal sources	40,962	43,129	29,169	(13,960)
Interest	-	-	-	-
TOTAL REVENUES	40,962	43,129	29,169	(13,960)
EXPENDITURES				
Current:				
Instruction	40,962	43,129	43,129	-
Support Services:				
Students	-	-	-	-
Instruction	-	-	-	-
General administration	-	-	-	-
School administration	-	-	-	-
Central services	-	-	-	-
Operation & maintenance of plant	-	-	-	-
Student transportation	-	-	-	-
Other support services	-	-	-	-
Operation of non-instructional services:				
Community services operations	-	-	-	-
Food services operations	-	-	-	-
Capital outlay	-	-	-	-
TOTAL EXPENDITURES	40,962	43,129	43,129	-
EXCESS (DEFICIENCY) OF REVENUES OVER (UNDER) EXPENDITURES	-	-	(13,960)	13,960
DESIGNATED CASH	-	-	-	-
NET CHANGES IN FUND BALANCES	$ -	$ -	(13,960)	$ (13,960)
RECONCILIATION TO GAAP BASIS				
Adjustments to revenues			13,960	
Adjustments to expenditures			-	
NET CHANGES IN FUND BALANCES			$ -	

The accompanying notes are an integral part of the financial statements.

STATE OF NEW MEXICO
ALBUQUERQUE MUNICIPAL SCHOOL DISTRICT NO. 12
ROBERT F. KENNEDY CHARTER SCHOOL
ENGLISH LANGUAGE ACQUISITION (FUND 24153)
STATEMENT OF REVENUES, EXPENDITURES AND CHANGES IN
FUND BALANCE - BUDGET (BUDGETARY BASIS) AND ACTUAL
Year Ended June 30, 2014

	Budgeted Amounts		Actual Amounts	Variance From Final Budget
	Original	Final	(Budgetary Basis)	Positive (Negative)
REVENUES				
Local and county sources	$ -	$ -	$ -	$ -
State sources	-	-	-	-
Federal sources	6,944	6,944	6,944	-
Interest	-	-	-	-
TOTAL REVENUES	6,944	6,944	6,944	-
EXPENDITURES				
Current:				
Instruction	6,944	6,944	6,944	-
Support Services:				
Students	-	-	-	-
Instruction	-	-	-	-
General administration	-	-	-	-
School administration	-	-	-	-
Central services	-	-	-	-
Operation & maintenance of plant	-	-	-	-
Student transportation	-	-	-	-
Other support services	-	-	-	-
Operation of non-instructional services:				
Community services operations	-	-	-	-
Food services operations	-	-	-	-
Capital outlay	-	-	-	-
TOTAL EXPENDITURES	6,944	6,944	6,944	-
EXCESS (DEFICIENCY) OF REVENUES OVER (UNDER) EXPENDITURES	-	-	-	-
DESIGNATED CASH	-	-	-	-
NET CHANGES IN FUND BALANCES	$ -	$ -	-	$ -
RECONCILIATION TO GAAP BASIS				
Adjustments to revenues			-	
Adjustments to expenditures			-	
NET CHANGES IN FUND BALANCES			$ -	

The accompanying notes are an integral part of the financial statements.

STATE OF NEW MEXICO
ALBUQUERQUE MUNICIPAL SCHOOL DISTRICT NO. 12
ROBERT F. KENNEDY CHARTER SCHOOL
TEACHER/PRINCIPAL TRAINING (FUND 24154)
STATEMENT OF REVENUES, EXPENDITURES AND CHANGES IN
FUND BALANCE - BUDGET (BUDGETARY BASIS) AND ACTUAL
Year Ended June 30, 2014

	Budgeted Amounts		Actual Amounts	Variance From Final Budget
	Original	Final	(Budgetary Basis)	Positive (Negative)
REVENUES				
Local and county sources	$ -	$ -	$ -	$ -
State sources	-	-	-	-
Federal sources	9,536	12,774	3,782	(8,992)
Interest	-	-	-	-
TOTAL REVENUES	9,536	12,774	3,782	(8,992)
EXPENDITURES				
Current:				
Instruction	9,536	12,774	12,774	-
Support Services:				
Students	-	-	-	-
Instruction	-	-	-	-
General administration	-	-	-	-
School administration	-	-	-	-
Central services	-	-	-	-
Operation & maintenance of plant	-	-	-	-
Student transportation	-	-	-	-
Other support services	-	-	-	-
Operation of non-instructional services:				
Community services operations	-	-	-	-
Food services operations	-	-	-	-
Capital outlay	-	-	-	-
TOTAL EXPENDITURES	9,536	12,774	12,774	-
EXCESS (DEFICIENCY) OF REVENUES OVER (UNDER) EXPENDITURES	-	-	(8,992)	8,992
DESIGNATED CASH	-	-	-	-
NET CHANGES IN FUND BALANCES	$ -	$ -	(8,992)	$ (8,992)
RECONCILIATION TO GAAP BASIS				
Adjustments to revenues			8,992	
Adjustments to expenditures			-	
NET CHANGES IN FUND BALANCES			$ -	

The accompanying notes are an integral part of the financial statements.

STATE OF NEW MEXICO
ALBUQUERQUE MUNICIPAL SCHOOL DISTRICT NO. 12
ROBERT F. KENNEDY CHARTER SCHOOL
TITLE I SCHOOL IMPROVEMENT (FUND 24162)
STATEMENT OF REVENUES, EXPENDITURES AND CHANGES IN
FUND BALANCE - BUDGET (BUDGETARY BASIS) AND ACTUAL
Year Ended June 30, 2014

	Budgeted Amounts		Actual Amounts	Variance From Final Budget
	Original	Final	(Budgetary Basis)	Positive (Negative)
REVENUES				
Local and county sources	$ -	$ -	$ -	$ -
State sources	-	-	-	-
Federal sources	100,951	30,982	23,982	(7,000)
Interest	-	-	-	-
TOTAL REVENUES	100,951	30,982	23,982	(7,000)
EXPENDITURES				
Current:				
Instruction	100,951	23,982	23,982	-
Support Services:				
Students	-	-	-	-
Instruction	-	-	-	-
General administration	-	-	-	-
School administration	-	7,000	7,000	-
Central services	-	-	-	-
Operation & maintenance of plant	-	-	-	-
Student transportation	-	-	-	-
Other support services	-	-	-	-
Operation of non-instructional services:				
Community services operations	-	-	-	-
Food services operations	-	-	-	-
Capital outlay	-	-	-	-
TOTAL EXPENDITURES	100,951	30,982	30,982	-
EXCESS (DEFICIENCY) OF REVENUES OVER (UNDER) EXPENDITURES	-	-	(7,000)	7,000
DESIGNATED CASH	-	-	-	-
NET CHANGES IN FUND BALANCES	$ -	$ -	(7,000)	$ (7,000)
RECONCILIATION TO GAAP BASIS				
Adjustments to revenues			7,000	
Adjustments to expenditures			-	
NET CHANGES IN FUND BALANCES			$ -	

The accompanying notes are an integral part of the financial statements.

STATE OF NEW MEXICO
ALBUQUERQUE MUNICIPAL SCHOOL DISTRICT NO. 12
ROBERT F. KENNEDY CHARTER SCHOOL
CARL D PERKINS (FUND 24180)
STATEMENT OF REVENUES, EXPENDITURES AND CHANGES IN
FUND BALANCE - BUDGET (BUDGETARY BASIS) AND ACTUAL
Year Ended June 30, 2014

	Budgeted Amounts		Actual Amounts	Variance From Final Budget
	Original	Final	(Budgetary Basis)	Positive (Negative)
REVENUES				
Local and county sources	$ -	$ -	$ -	$ -
State sources	-	-	-	-
Federal sources	-	48,286	-	(48,286)
Interest	-	-	-	-
TOTAL REVENUES	-	48,286	-	(48,286)
EXPENDITURES				
Current:				
Instruction	-	48,286	42,921	5,365
Support Services:				
Students	-	-	-	-
Instruction	-	-	-	-
General administration	-	-	-	-
School administration	-	-	-	-
Central services	-	-	-	-
Operation & maintenance of plant	-	-	-	-
Student transportation	-	-	-	-
Other support services	-	-	-	-
Operation of non-instructional services:				
Community services operations	-	-	-	-
Food services operations	-	-	-	-
Capital outlay	-	-	-	-
TOTAL EXPENDITURES	-	48,286	42,921	5,365
EXCESS (DEFICIENCY) OF REVENUES OVER (UNDER) EXPENDITURES	-	-	(42,921)	42,921
DESIGNATED CASH	-	-	-	-
NET CHANGES IN FUND BALANCES	$ -	$ -	(42,921)	$ (42,921)
RECONCILIATION TO GAAP BASIS				
Adjustments to revenues			46,471	
Adjustments to expenditures			(3,550)	
NET CHANGES IN FUND BALANCES			$ -	

The accompanying notes are an integral part of the financial statements.

STATE OF NEW MEXICO
ALBUQUERQUE MUNICIPAL SCHOOL DISTRICT NO. 12
ROBERT F. KENNEDY CHARTER SCHOOL
TITLE XIX MEDICAID (FUND 25153)
STATEMENT OF REVENUES, EXPENDITURES AND CHANGES IN
FUND BALANCE - BUDGET (BUDGETARY BASIS) AND ACTUAL
Year Ended June 30, 2014

	Budgeted Amounts		Actual Amounts	Variance From Final Budget
	Original	Final	(Budgetary Basis)	Positive (Negative)
REVENUES				
Local and county sources	$ -	$ -	$ -	$ -
State sources	-	-	-	-
Federal sources	-	-	2,798	2,798
Interest	-	-	-	-
TOTAL REVENUES	-	-	2,798	2,798
EXPENDITURES				
Current:				
Instruction	-	-	-	-
Support Services:				
Students	-	-	-	-
Instruction	-	-	-	-
General administration	-	-	-	-
School administration	-	-	-	-
Central services	-	-	-	-
Operation & maintenance of plant	-	-	-	-
Student transportation	-	-	-	-
Other support services	-	-	-	-
Operation of non-instructional services:				
Community services operations	-	-	-	-
Food services operations	-	-	-	-
Capital outlay	-	-	-	-
TOTAL EXPENDITURES	-	-	-	-
EXCESS (DEFICIENCY) OF REVENUES OVER (UNDER) EXPENDITURES	-	-	2,798	(2,798)
DESIGNATED CASH	-	-	-	-
NET CHANGES IN FUND BALANCES	$ -	$ -	2,798	$ 2,798
RECONCILIATION TO GAAP BASIS				
Adjustments to revenues			-	
Adjustments to expenditures			-	
NET CHANGES IN FUND BALANCES			$ 2,798	

The accompanying notes are an integral part of the financial statements.

STATE OF NEW MEXICO
ALBUQUERQUE MUNICIPAL SCHOOL DISTRICT NO. 12
ROBERT F. KENNEDY CHARTER SCHOOL
SEG FEDERAL STIMULUS (FUND 25250)
STATEMENT OF REVENUES, EXPENDITURES AND CHANGES IN
FUND BALANCE - BUDGET (BUDGETARY BASIS) AND ACTUAL
Year Ended June 30, 2014

	Budgeted Amounts		Actual Amounts	Variance From Final Budget
	Original	Final	(Budgetary Basis)	Positive (Negative)
REVENUES				
Local and county sources	$ -	$ -	$ -	$ -
State sources	-	-	-	-
Federal sources	-	-	-	-
Interest	-	-	-	-
TOTAL REVENUES	-	-	-	-
EXPENDITURES				
Current:				
Instruction	-	-	-	-
Support Services:				
Students	-	-	-	-
Instruction	-	-	-	-
General administration	-	-	-	-
School administration	-	-	-	-
Central services	-	-	-	-
Operation & maintenance of plant	-	-	-	-
Student transportation	-	-	-	-
Other support services	-	-	-	-
Operation of non-instructional services:				
Community services operations	-	-	-	-
Food services operations	-	-	-	-
Capital outlay	-	-	-	-
TOTAL EXPENDITURES	-	-	-	-
EXCESS (DEFICIENCY) OF REVENUES OVER (UNDER) EXPENDITURES	-	-	-	-
DESIGNATED CASH	-	-	-	-
NET CHANGES IN FUND BALANCES	$ -	$ -	-	$ -
RECONCILIATION TO GAAP BASIS				
Adjustments to revenues			-	
Adjustments to expenditures			-	
NET CHANGES IN FUND BALANCES			$ -	

The accompanying notes are an integral part of the financial statements.

STATE OF NEW MEXICO
ALBUQUERQUE MUNICIPAL SCHOOL DISTRICT NO. 12
ROBERT F. KENNEDY CHARTER SCHOOL
BILL & MELINDA GATES FOUNDATION (FUND 26104)
STATEMENT OF REVENUES, EXPENDITURES AND CHANGES IN
FUND BALANCE - BUDGET (BUDGETARY BASIS) AND ACTUAL
Year Ended June 30, 2014

	Budgeted Amounts		Actual Amounts	Variance From Final Budget
	Original	Final	(Budgetary Basis)	Positive (Negative)
REVENUES				
Local and county sources	$ -	$ -	$ -	$ -
State sources	-	-	-	-
Federal sources	-	-	-	-
Interest	-	-	-	-
TOTAL REVENUES	-	-	-	-
EXPENDITURES				
Current:				
Instruction	-	14,143	14,143	-
Support Services:				
Students	-	-	-	-
Instruction	-	-	-	-
General administration	-	-	-	-
School administration	-	23,768	23,768	-
Central services	-	-	-	-
Operation & maintenance of plant	-	-	-	-
Student transportation	-	-	-	-
Other support services	-	-	-	-
Operation of non-instructional services:				
Community services operations	-	-	-	-
Food services operations	-	-	-	-
Capital outlay	-	-	-	-
TOTAL EXPENDITURES	-	37,911	37,911	-
EXCESS (DEFICIENCY) OF REVENUES OVER (UNDER) EXPENDITURES	-	(37,911)	(37,911)	-
DESIGNATED CASH	-	37,911	-	(37,911)
NET CHANGES IN FUND BALANCES	$ -	$ -	(37,911)	$ (37,911)
RECONCILIATION TO GAAP BASIS				
Adjustments to revenues			-	
Adjustments to expenditures			14	
NET CHANGES IN FUND BALANCES			$ (37,897)	

The accompanying notes are an integral part of the financial statements.

STATE OF NEW MEXICO
ALBUQUERQUE MUNICIPAL SCHOOL DISTRICT NO. 12
ROBERT F. KENNEDY CHARTER SCHOOL
2010 LIBRARY GO BOND (FUND 27106)
STATEMENT OF REVENUES, EXPENDITURES AND CHANGES IN
FUND BALANCE - BUDGET (BUDGETARY BASIS) AND ACTUAL
Year Ended June 30, 2014

	Budgeted Amounts		Actual Amounts	Variance From Final Budget
	Original	Final	(Budgetary Basis)	Positive (Negative)
REVENUES				
Local and county sources	$ -	$ -	$ -	$ -
State sources	505	505	-	(505)
Federal sources	-	-	-	-
Interest	-	-	-	-
TOTAL REVENUES	505	505	-	(505)
EXPENDITURES				
Current:				
Instruction	-	-	-	-
Support Services:				
Students	-	-	-	-
Instruction	505	505	505	-
General administration	-	-	-	-
School administration	-	-	-	-
Central services	-	-	-	-
Operation & maintenance of plant	-	-	-	-
Student transportation	-	-	-	-
Other support services	-	-	-	-
Operation of non-instructional services:				
Community services operations	-	-	-	-
Food services operations	-	-	-	-
Capital outlay	-	-	-	-
TOTAL EXPENDITURES	505	505	505	-
EXCESS (DEFICIENCY) OF REVENUES OVER (UNDER) EXPENDITURES	-	-	(505)	505
DESIGNATED CASH	-	-	-	-
NET CHANGES IN FUND BALANCES	$ -	$ -	(505)	$ (505)
RECONCILIATION TO GAAP BASIS				
Adjustments to revenues			505	
Adjustments to expenditures			-	
NET CHANGES IN FUND BALANCES			$ -	

The accompanying notes are an integral part of the financial statements.

STATE OF NEW MEXICO
ALBUQUERQUE MUNICIPAL SCHOOL DISTRICT NO. 12
ROBERT F. KENNEDY CHARTER SCHOOL
2010 LIBRARY GO BOND (FUND 27107)
STATEMENT OF REVENUES, EXPENDITURES AND CHANGES IN
FUND BALANCE - BUDGET (BUDGETARY BASIS) AND ACTUAL
Year Ended June 30, 2014

	Budgeted Amounts		Actual Amounts	Variance From Final Budget
	Original	Final	(Budgetary Basis)	Positive (Negative)
REVENUES				
Local and county sources	$ -	$ -	$ -	$ -
State sources	3,322	3,322	-	(3,322)
Federal sources	-	-	-	-
Interest	-	-	-	-
TOTAL REVENUES	3,322	3,322	-	(3,322)
EXPENDITURES				
Current:				
Instruction	3,322	3,322	3,312	10
Support Services:				
Students	-	-	-	-
Instruction	-	-	-	-
General administration	-	-	-	-
School administration	-	-	-	-
Central services	-	-	-	-
Operation & maintenance of plant	-	-	-	-
Student transportation	-	-	-	-
Other support services	-	-	-	-
Operation of non-instructional services:				
Community services operations	-	-	-	-
Food services operations	-	-	-	-
Capital outlay	-	-	-	-
TOTAL EXPENDITURES	3,322	3,322	3,312	10
EXCESS (DEFICIENCY) OF REVENUES OVER (UNDER) EXPENDITURES	-	-	(3,312)	3,312
DESIGNATED CASH	-	-	-	-
NET CHANGES IN FUND BALANCES	$ -	$ -	(3,312)	$ (3,312)
RECONCILIATION TO GAAP BASIS				
Adjustments to revenues			3,312	
Adjustments to expenditures			-	
NET CHANGES IN FUND BALANCES			$ -	

The accompanying notes are an integral part of the financial statements.

STATE OF NEW MEXICO
ALBUQUERQUE MUNICIPAL SCHOOL DISTRICT NO. 12
ROBERT F. KENNEDY CHARTER SCHOOL
NM GROWN FRESH FRUIT & VEGETABLES (FUND 27183)
STATEMENT OF REVENUES, EXPENDITURES AND CHANGES IN
FUND BALANCE - BUDGET (BUDGETARY BASIS) AND ACTUAL
Year Ended June 30, 2014

	Budgeted Amounts		Actual Amounts	Variance From Final Budget
	Original	Final	(Budgetary Basis)	Positive (Negative)
REVENUES				
Local and county sources	$ -	$ -	$ -	$ -
State sources	-	591	-	(591)
Federal sources	-	-	-	-
Interest	-	-	-	-
TOTAL REVENUES	-	591	-	(591)
EXPENDITURES				
Current:				
Instruction	-	591	591	-
Support Services:				
Students	-	-	-	-
Instruction	-	-	-	-
General administration	-	-	-	-
School administration	-	-	-	-
Central services	-	-	-	-
Operation & maintenance of plant	-	-	-	-
Student transportation	-	-	-	-
Other support services	-	-	-	-
Operation of non-instructional services:				
Community services operations	-	-	-	-
Food services operations	-	-	-	-
Capital outlay	-	-	-	-
TOTAL EXPENDITURES	-	591	591	-
EXCESS (DEFICIENCY) OF REVENUES OVER (UNDER) EXPENDITURES	-	-	(591)	591
DESIGNATED CASH	-	-	-	-
NET CHANGES IN FUND BALANCES	$ -	$ -	(591)	$ (591)
RECONCILIATION TO GAAP BASIS				
Adjustments to revenues			591	
Adjustments to expenditures			-	
NET CHANGES IN FUND BALANCES			$ -	

The accompanying notes are an integral part of the financial statements.

STATE OF NEW MEXICO
ALBUQUERQUE MUNICIPAL SCHOOL DISTRICT NO. 12
ROBERT F. KENNEDY CHARTER SCHOOL
NEXT GENERATION ASSESSMENTS (FUND 27185)
STATEMENT OF REVENUES, EXPENDITURES AND CHANGES IN
FUND BALANCE - BUDGET (BUDGETARY BASIS) AND ACTUAL
Year Ended June 30, 2014

	Budgeted Amounts		Actual Amounts	Variance From Final Budget
	Original	Final	(Budgetary Basis)	Positive (Negative)
REVENUES				
Local and county sources	$ -	$ -	$ -	$ -
State sources	-	1,768	-	(1,768)
Federal sources	-	-	-	-
Interest	-	-	-	-
TOTAL REVENUES	-	1,768	-	(1,768)
EXPENDITURES				
Current:				
Instruction	-	-	-	-
Support Services:				
Students	-	-	-	-
Instruction	-	1,768	1,768	-
General administration	-	-	-	-
School administration	-	-	-	-
Central services	-	-	-	-
Operation & maintenance of plant	-	-	-	-
Student transportation	-	-	-	-
Other support services	-	-	-	-
Operation of non-instructional services:				
Community services operations	-	-	-	-
Food services operations	-	-	-	-
Capital outlay	-	-	-	-
TOTAL EXPENDITURES	-	1,768	1,768	-
EXCESS (DEFICIENCY) OF REVENUES OVER (UNDER) EXPENDITURES	-	-	(1,768)	1,768
DESIGNATED CASH	-	-	-	-
NET CHANGES IN FUND BALANCES	$ -	$ -	(1,768)	$ (1,768)
RECONCILIATION TO GAAP BASIS				
Adjustments to revenues			1,768	
Adjustments to expenditures			-	
NET CHANGES IN FUND BALANCES			$ -	

The accompanying notes are an integral part of the financial statements.

STATE OF NEW MEXICO
ALBUQUERQUE MUNICIPAL SCHOOL DISTRICT NO. 12
ROBERT F. KENNEDY CHARTER SCHOOL
YOUTH CONSERVATION CORPS (FUND 28133)
STATEMENT OF REVENUES, EXPENDITURES AND CHANGES IN
FUND BALANCE - BUDGET (BUDGETARY BASIS) AND ACTUAL
Year Ended June 30, 2014

	Budgeted Amounts		Actual Amounts	Variance From Final Budget
	Original	Final	(Budgetary Basis)	Positive (Negative)
REVENUES				
Local and county sources	$ -	$ -	$ -	$ -
State sources	-	-	10,571	10,571
Federal sources	-	-	-	-
Interest	-	-	-	-
TOTAL REVENUES	-	-	10,571	10,571
EXPENDITURES				
Current:				
Instruction	-	-	-	-
Support Services:				
Students	-	-	-	-
Instruction	-	-	-	-
General administration	-	-	-	-
School administration	-	-	-	-
Central services	-	-	-	-
Operation & maintenance of plant	-	-	-	-
Student transportation	-	-	-	-
Other support services	-	-	-	-
Operation of non-instructional services:				
Community services operations	-	-	-	-
Food services operations	-	-	-	-
Capital outlay	-	-	-	-
TOTAL EXPENDITURES	-	-	-	-
EXCESS (DEFICIENCY) OF REVENUES OVER (UNDER) EXPENDITURES	-	-	10,571	(10,571)
DESIGNATED CASH	-	-	-	-
NET CHANGES IN FUND BALANCES	$ -	$ -	10,571	$ 10,571
RECONCILIATION TO GAAP BASIS				
Adjustments to revenues			(10,571)	
Adjustments to expenditures			-	
NET CHANGES IN FUND BALANCES			$ -	

The accompanying notes are an integral part of the financial statements.

STATE OF NEW MEXICO
ALBUQUERQUE MUNICIPAL SCHOOL DISTRICT NO. 12
ROBERT F. KENNEDY CHARTER SCHOOL
PRIVATE DIRECT GRANT (FUND 29102)
STATEMENT OF REVENUES, EXPENDITURES AND CHANGES IN
FUND BALANCE - BUDGET (BUDGETARY BASIS) AND ACTUAL
Year Ended June 30, 2014

	Budgeted Amounts		Actual Amounts	Variance From Final Budget
	Original	Final	(Budgetary Basis)	Positive (Negative)
REVENUES				
Local and county sources	$ -	$ -	$ -	$ -
State sources	-	-	-	-
Federal sources	-	-	-	-
Interest	-	-	-	-
TOTAL REVENUES	-	-	-	-
EXPENDITURES				
Current:				
Instruction	-	636	636	-
Support Services:				
Students	-	-	-	-
Instruction	-	-	-	-
General administration	-	-	-	-
School administration	-	6,584	6,584	-
Central services	-	-	-	-
Operation & maintenance of plant	-	-	-	-
Student transportation	-	-	-	-
Other support services	-	-	-	-
Operation of non-instructional services:				
Community services operations	-	-	-	-
Food services operations	-	-	-	-
Capital outlay	-	-	-	-
TOTAL EXPENDITURES	-	7,220	7,220	-
EXCESS (DEFICIENCY) OF REVENUES OVER (UNDER) EXPENDITURES	-	(7,220)	(7,220)	-
DESIGNATED CASH	-	7,220	-	(7,220)
NET CHANGES IN FUND BALANCES	$ -	$ -	(7,220)	$ (7,220)
RECONCILIATION TO GAAP BASIS				
Adjustments to revenues			-	
Adjustments to expenditures			-	
NET CHANGES IN FUND BALANCES			$ (7,220)	

The accompanying notes are an integral part of the financial statements.

STATE OF NEW MEXICO
ALBUQUERQUE MUNICIPAL SCHOOL DISTRICT NO. 12
ROBERT F. KENNEDY CHARTER SCHOOL
CITY/COUNTY GRANTS (FUND 29107)
STATEMENT OF REVENUES, EXPENDITURES AND CHANGES IN
FUND BALANCE - BUDGET (BUDGETARY BASIS) AND ACTUAL
Year Ended June 30, 2014

	Budgeted Amounts		Actual Amounts	Variance From Final Budget
	Original	Final	(Budgetary Basis)	Positive (Negative)
REVENUES				
Local and county sources	$ -	$ -	$ -	$ -
State sources	-	-	-	-
Federal sources	-	-	-	-
Interest	-	-	-	-
TOTAL REVENUES	-	-	-	-
EXPENDITURES				
Current:				
Instruction	-	-	-	-
Support Services:				
Students	-	-	-	-
Instruction	-	-	-	-
General administration	-	-	-	-
School administration	-	113	113	-
Central services	-	-	-	-
Operation & maintenance of plant	-	-	-	-
Student transportation	-	-	-	-
Other support services	-	-	-	-
Operation of non-instructional services:				
Community services operations	-	-	-	-
Food services operations	-	-	-	-
Capital outlay	-	-	-	-
TOTAL EXPENDITURES	-	113	113	-
EXCESS (DEFICIENCY) OF REVENUES OVER (UNDER) EXPENDITURES	-	(113)	(113)	-
DESIGNATED CASH	-	113	-	(113)
NET CHANGES IN FUND BALANCES	$ -	$ -	(113)	$ (113)
RECONCILIATION TO GAAP BASIS				
Adjustments to revenues			-	
Adjustments to expenditures			-	
NET CHANGES IN FUND BALANCES			$ (113)	

The accompanying notes are an integral part of the financial statements.

STATE OF NEW MEXICO
ALBUQUERQUE MUNICIPAL SCHOOL DISTRICT NO. 12
ROBERT F. KENNEDY CHARTER SCHOOL
STUDENT BASED HEALTH CLINIC (FUND 29130)
STATEMENT OF REVENUES, EXPENDITURES AND CHANGES IN
FUND BALANCE - BUDGET (BUDGETARY BASIS) AND ACTUAL
Year Ended June 30, 2014

	Budgeted Amounts		Actual Amounts	Variance From Final Budget
	Original	Final	(Budgetary Basis)	Positive (Negative)
REVENUES				
Local and county sources	$ -	$ -	$ -	$ -
State sources	-	-	-	-
Federal sources	-	-	-	-
Interest	-	-	-	-
TOTAL REVENUES	-	-	-	-
EXPENDITURES				
Current:				
Instruction	-	-	-	-
Support Services:				
Students	-	16,132	10,984	5,148
Instruction	-	-	-	-
General administration	-	-	-	-
School administration	-	-	-	-
Central services	-	-	-	-
Operation & maintenance of plant	-	-	-	-
Student transportation	-	-	-	-
Other support services	-	-	-	-
Operation of non-instructional services:				
Community services operations	-	-	-	-
Food services operations	-	-	-	-
Capital outlay	-	-	-	-
TOTAL EXPENDITURES	-	16,132	10,984	5,148
EXCESS (DEFICIENCY) OF REVENUES OVER (UNDER) EXPENDITURES	-	(16,132)	(10,984)	(5,148)
DESIGNATED CASH	-	16,132	-	(16,132)
NET CHANGES IN FUND BALANCES	$ -	$ -	(10,984)	$ (10,984)
RECONCILIATION TO GAAP BASIS				
Adjustments to revenues			-	
Adjustments to expenditures			-	
NET CHANGES IN FUND BALANCES			$ (10,984)	

The accompanying notes are an integral part of the financial statements.

STATE OF NEW MEXICO
ALBUQUERQUE MUNICIPAL SCHOOL DISTRICT NO. 12
ROBERT F. KENNEDY CHARTER SCHOOL
PUBLIC SCHOOLS CAPITAL OUTLAY (FUND 31200)
STATEMENT OF REVENUES, EXPENDITURES AND CHANGES IN
FUND BALANCE - BUDGET (BUDGETARY BASIS) AND ACTUAL
Year Ended June 30, 2014

	Budgeted Amounts		Actual Amounts	Variance From Final Budget
	Original	Final	(Budgetary Basis)	Positive (Negative)
REVENUES				
Local and county sources	$ -	$ -	$ -	$ -
State sources	-	135,472	135,472	-
Federal sources	-	-	-	-
Interest	-	-	-	-
TOTAL REVENUES	-	135,472	135,472	-
EXPENDITURES				
Current:				
Instruction	-	-	-	-
Support Services:				
Students	-	-	-	-
Instruction	-	-	-	-
General administration	-	-	-	-
School administration	-	-	-	-
Central services	-	-	-	-
Operation & maintenance of plant	-	-	-	-
Student transportation	-	-	-	-
Other support services	-	-	-	-
Operation of non-instructional services:				
Community services operations	-	-	-	-
Food services operations	-	-	-	-
Capital outlay	-	135,472	135,472	-
TOTAL EXPENDITURES	-	135,472	135,472	-
EXCESS (DEFICIENCY) OF REVENUES OVER (UNDER) EXPENDITURES	-	-	-	-
DESIGNATED CASH	-	-	-	-
NET CHANGES IN FUND BALANCES	$ -	$ -	-	$ -
RECONCILIATION TO GAAP BASIS				
Adjustments to revenues			-	
Adjustments to expenditures			-	
NET CHANGES IN FUND BALANCES			$ -	

The accompanying notes are an integral part of the financial statements.

STATE OF NEW MEXICO
ALBUQUERQUE MUNICIPAL SCHOOL DISTRICT NO. 12
ROBERT F. KENNEDY CHARTER SCHOOL
CAPITAL IMPROVEMENTS HB33 (FUND 31600)
STATEMENT OF REVENUES, EXPENDITURES AND CHANGES IN
FUND BALANCE - BUDGET (BUDGETARY BASIS) AND ACTUAL
Year Ended June 30, 2014

	Budgeted Amounts		Actual Amounts	Variance From Final Budget
	Original	Final	(Budgetary Basis)	Positive (Negative)
REVENUES				
Local and county sources	$ -	$ 111,296	$ 113,998	$ 2,702
State sources	-	-	-	-
Federal sources	-	-	-	-
Interest	-	-	-	-
TOTAL REVENUES	-	111,296	113,998	2,702
EXPENDITURES				
Current:				
Instruction	-	-	-	-
Support Services:				
Students	-	-	-	-
Instruction	-	-	-	-
General administration	-	-	1,133	(1,133)
School administration	-	-	-	-
Central services	-	-	-	-
Operation & maintenance of plant	-	-	-	-
Student transportation	-	-	-	-
Other support services	-	-	-	-
Operation of non-instructional services:				
Community services operations	-	-	-	-
Food services operations	-	-	-	-
Capital outlay	-	154,347	138,686	15,661
TOTAL EXPENDITURES	-	154,347	139,819	14,528
EXCESS (DEFICIENCY) OF REVENUES OVER (UNDER) EXPENDITURES	-	(43,051)	(25,821)	(17,230)
DESIGNATED CASH	-	43,051	-	(43,051)
NET CHANGES IN FUND BALANCES	$ -	$ -	(25,821)	$ (25,821)
RECONCILIATION TO GAAP BASIS				
Adjustments to revenues			1,982	
Adjustments to expenditures			23,839	
NET CHANGES IN FUND BALANCES			$ -	

The accompanying notes are an integral part of the financial statements.

STATE OF NEW MEXICO
ALBUQUERQUE MUNICIPAL SCHOOL DISTRICT NO. 12
ROBERT F. KENNEDY CHARTER SCHOOL
SB9 CAPITAL IMPROVEMENTS HB33 (FUND 31700)
STATEMENT OF REVENUES, EXPENDITURES AND CHANGES IN
FUND BALANCE - BUDGET (BUDGETARY BASIS) AND ACTUAL
Year Ended June 30, 2014

	Budgeted Amounts		Actual Amounts	Variance From Final Budget
	Original	Final	(Budgetary Basis)	Positive (Negative)
REVENUES				
Local and county sources	$ 55,655	$ 55,655	$ 53,412	$ (2,243)
State sources	17,173	21,606	-	(21,606)
Federal sources	-	-	-	-
Interest	-	-	-	-
TOTAL REVENUES	72,828	77,261	53,412	(23,849)
EXPENDITURES				
Current:				
Instruction	-	-	-	-
Support Services:				
Students	-	-	-	-
Instruction	-	-	-	-
General administration	557	557	531	26
School administration	-	-	-	-
Central services	-	-	-	-
Operation & maintenance of plant	-	4,433	-	4,433
Student transportation	-	-	-	-
Other support services	-	-	-	-
Operation of non-instructional services:				
Community services operations	-	-	-	-
Food services operations	-	-	-	-
Capital outlay	72,271	72,271	74,469	(2,198)
TOTAL EXPENDITURES	72,828	77,261	75,000	2,261
EXCESS (DEFICIENCY) OF REVENUES OVER (UNDER) EXPENDITURES	-	-	(21,588)	21,588
DESIGNATED CASH	-	-	-	-
NET CHANGES IN FUND BALANCES	$ -	$ -	(21,588)	$ (21,588)
RECONCILIATION TO GAAP BASIS				
Adjustments to revenues			22,049	
Adjustments to expenditures			(461)	
NET CHANGES IN FUND BALANCES			$ -	

The accompanying notes are an integral part of the financial statements.

STATE OF NEW MEXICO
ALBUQUERQUE MUNICIPAL SCHOOL DISTRICT NO. 12
ROBERT F. KENNEDY CHARTER SCHOOL
STATEMENT OF FIDUCIARY ASSETS AND LIABILITIES - AGENCY FUNDS
June 30, 2014

	Agency Funds
ASSETS	
Cash and cash equivalents	$ 1,994
TOTAL ASSETS	$ 1,994
LIABILITIES	
Deposits held for others	$ 1,994
TOTAL LIABILITIES	$ 1,994

The accompanying notes are an integral part of the financial statements.

STATE OF NEW MEXICO
ALBUQUERQUE MUNICIPAL SCHOOL DISTRICT NO. 12
ROBERT F. KENNEDY CHARTER SCHOOL
SCHEDULE OF CHANGES IN ASSETS AND LIABILITIES - AGENCY FUNDS
Year Ended June 30, 2014

	Balance, July 1, 2013	Additions	Deletions	Balance, June 30, 2014
ASSETS				
Cash in bank	$ 1,999	2,095	(2,100)	$ 1,994
TOTAL ASSETS	$ 1,999	$ 2,095	$ (2,100)	$ 1,994
LIABILITIES				
Deposits held for others	$ 1,999	$ 2,095	$ (2,100)	$ 1,994
TOTAL ASSETS	$ 1,999	$ 2,095	$ (2,100)	$ 1,994

The accompanying notes are an integral part of the financial statements.

STATE OF NEW MEXICO
ALBUQUERQUE MUNICIPAL SCHOOL DISTRICT NO. 12
ROBERT F. KENNEDY CHARTER SCHOOL
SCHEDULE OF CASH AND CASH EQUIVALENTS
June 30, 2014

Operating account	$	186,815
Reconciling items		(68,493)
Reconciled balance at June 30, 2014		118,322
Less activity funds		(1,994)
Balance per Exhibit A-1	$	116,328

The accompanying notes are an integral part of the financial statements.

Schedule III

STATE OF NEW MEXICO
ALBUQUERQUE MUNICIPAL SCHOOL DISTRICT NO. 12
ROBERT F. KENNEDY CHARTER SCHOOL
CASH RECONCILIATION
June 30, 2014

	Operational Account 11000	Pupil Transportation 13000	Instructional Materials 14000	Food Services 21000	Student Activity 23000	Projects Account 24000
June 30, 2013 Cash (Book Balance)	$ 138,849	$ -	$ 11,095	$ -	$ -	$ 9,340
June 30, 2013 Payroll Liabilities	(128,871)	-	-	-	-	(9,340)
June 30, 2013 Temporary Interfund Loans	10,470	-	-	-	-	-
June 30, 2013 Adjustments/Reconciling Differences	(4,634)	-	-	-	-	-
June 30, 2013 Cash Available to Budget	15,814	-	11,095	-	-	-
2013-2014 Revenue	2,429,823	-	8,112	68,112	-	142,964
2013-2014 Expenditures	(2,453,499)	-	(18,370)	(68,112)	-	(260,547)
Permanent Cash Transfers/Reversions	-	-	-	-	-	-
Audit Adjustments	(268)	-	-	-	-	349
June 30, 2014 Cash Available to Budget	(8,130)	-	837	-	-	(117,234)
June 30, 2014 Payroll Liabilities	215,822	-	-	-	-	27,607
June 30, 2014 Temporary Interfund Loans	(117,391)	-	-	-	-	89,627
June 30, 2014 Adjustments/Reconciling Differences	-	-	-	-	-	-
June 30, 2014 Cash (Book Balance)	$ 90,301	$ -	$ 837	$ -	$ -	$ -

Schedule III

STATE OF NEW MEXICO
ALBUQUERQUE MUNICIPAL SCHOOL DISTRICT NO. 12
ROBERT F. KENNEDY CHARTER SCHOOL
CASH RECONCILIATION
June 30, 2014

	Direct Account 25000	Grants Fund 26000	State Flowthrough Fund 27000	State Direct Account 28000	Local/State Account 29000	Public School Capital Outlay 31200
June 30, 2013 Cash (Book Balance)	$ 69	$ 37,925	$ -	$ -	$ 23,465	$ -
June 30, 2013 Payroll Liabilities	-	-	-	(83)	-	-
June 30, 2013 Temporary Interfund Loans	-	-	-	(10,470)	-	-
June 30, 2013 Adjustments/Reconciling Differences	(69)	-	-	(18)	-	-
June 30, 2013 Cash Available to Budget	-	37,925	-	(10,571)	23,465	-
2013-2014 Revenue	2,798	-	-	10,571	-	135,472
2013-2014 Expenditures	-	(37,911)	(6,176)	-	(18,317)	(135,472)
Permanent Cash Transfers/Reversions	-	-	-	-	-	-
Audit Adjustments	-	-	-	-	-	-
June 30, 2014 Cash Available to Budget	2,798	14	(6,176)	-	5,148	-
June 30, 2014 Payroll Liabilities	-	-	-	-	-	-
June 30, 2014 Temporary Interfund Loans	-	-	6,176	-	-	-
June 30, 2014 Adjustments/Reconciling Differences	-	-	-	-	-	-
June 30, 2014 Cash (Book Balance)	$ 2,798	$ 14	$ -	$ -	$ 5,148	$ -

STATE OF NEW MEXICO
ALBUQUERQUE MUNICIPAL SCHOOL DISTRICT NO. 12
ROBERT F. KENNEDY CHARTER SCHOOL
CASH RECONCILIATION
June 30, 2014

	Special Capital Outlay 31400	Capital Improve. HB 33 31600	Capital Improve. SB 9 31700	Total Primary Government
June 30, 2013 Cash (Book Balance)	$ -	$ 43,051	$ -	$ 263,794
June 30, 2013 Payroll Liabilities	-	-	-	(138,294)
June 30, 2013 Temporary Interfund Loans	-	-	-	-
June 30, 2013 Adjustments/Reconciling Differences	-	-	-	(4,721)
June 30, 2013 Cash Available to Budget	-	43,051	-	120,779
2013-2014 Revenue	-	113,998	53,412	2,965,262
2013-2014 Expenditures	-	(139,819)	(75,000)	(3,213,223)
Permanent Cash Transfers/Reversions	-	-	-	-
Audit Adjustments	-	-	-	81
June 30, 2014 Cash Available to Budget	-	17,230	(21,588)	(127,101)
June 30, 2014 Payroll Liabilities	-	-	-	243,429
June 30, 2014 Temporary Interfund Loans	-	-	21,588	-
June 30, 2014 Adjustments/Reconciling Differences	-	-	-	-
June 30, 2014 Cash (Book Balance)	$ -	$ 17,230	$ -	$ 116,328

The accompanying notes are an integral part of the financial statements.

STATE OF NEW MEXICO
ALBUQUERQUE MUNICIPAL SCHOOL DISTRICT NO. 12
SCHOOL FOR INTEGRATED ACADEMICS & TECHNOLOGIES
STATEMENT OF NET POSITION
June 30, 2014

	Governmental Activities
ASSETS	
Cash and cash equivalents	$ 860,123
Receivables, net of allowance for uncollectibles:	
Due from other governments	9,501
Other	-
Prepaid expenses	41,800
Total current assets	911,424
NON-CURRENT ASSETS	
Capital assets:	
Building improvements	-
Furniture, fixtures and equipment	335,213
Less: accumulated depreciation	(319,821)
Total non-current assets	15,392
TOTAL ASSETS	$ 926,816
LIABILITIES, DEFFERED INFLOWS OF RESOURCES AND NET POSITION	
Accounts payable	$ 11,909
Accrued liabilities	4,356
Due to other governments	-
Total liabilities	16,265
Deferred inflows of resources	701,312
Net investment in capital assets	15,392
Restricted	23,166
Unrestricted (deficit)	170,681
Total net position (deficit)	209,239
TOTAL LIABILITIES, DEFFERED INFLOWS OF RESOURCES AND NET POSITION	$ 926,816

The accompanying notes are an integral part of the financial statements.

STATE OF NEW MEXICO
ALBUQUERQUE MUNICIPAL SCHOOL DISTRICT NO. 12
SCHOOL FOR INTEGRATED ACADEMICS & TECHNOLOGIES
STATEMENT OF ACTIVITIES
Year Ended June 30, 2014

		Program Revenues			
FUNCTIONS/PROGRAMS	**Expenses**	**Charges for Services**	**Operating Grants and Contributions**	**Capital Grants and Contributions**	**Net Revenues (Expenses) and Changes in Net Position**
Governmental activities:					
Instruction	$ 1,525,487	$ -	$ 136,225	$ -	$ (1,389,262)
Support services:					
Students	142,666	-	54,477	-	(88,189)
Instruction	120,546	-	17,271	-	(103,275)
General Administration	169,175	-	-	-	(169,175)
School Administration	373,155	-	3,148	-	(370,007)
Central Services	213,656	-	-	-	(213,656)
Operation & Maintenance of Plant	140,384	-	-	-	(140,384)
Student Transportation	-	-	-	-	-
Operation of non-instructional services:					
Food Services Operations	-	-	-	-	-
Community Services Operations	-	-	-	-	-
Facilities, Materials, Supplies and Other Services	60,158	-	21,600	6,636	(31,922)
TOTAL GOVERNMENTAL ACTIVITIES	$ 2,745,227	$ -	$ 232,721	$ 6,636	(2,505,870)

GENERAL REVENUES	
State Equalization Guarantee	2,399,025
Property Taxes	36,683
Total general revenues	2,435,708
Change in net position	(70,162)
Net position, beginning of year	279,401
Net position, end of year	$ 209,239

The accompanying notes are an integral part of the financial statements.

Exhibit B-1

STATE OF NEW MEXICO
ALBUQUERQUE MUNICIPAL SCHOOL DISTRICT NO. 12
SCHOOL FOR INTEGRATED ACADEMICS TECHNOLOGIES
BALANCE SHEET - GOVERNMENTAL FUNDS
June 30, 2014

	11000 General	14000 Instructional Materials	24101 Title I IASA	24106 IDEA-B Entitlement	24154 Teacher/Principal Training
ASSETS					
Cash and cash equivalents	$ 179,628	$ 23,284	$ -	$ -	$ -
Accounts receivable:					
Due from other governments	-	-	-	-	-
Other	-	-	-	-	-
Due from other funds	5,400	-	-	-	-
Prepaid expenses	1,800	-	-	-	-
TOTAL ASSETS	$ 186,828	$ 23,284	$ -	$ -	$ -
LIABILITIES, DEFERRED INFLOWS OF RESOURCES AND FUND BALANCE					
Current liabilities:					
Accounts payable	$ 11,791	$ 118	$ -	$ -	$ -
Accrued liabilities	4,356	-	-	-	-
Due to other funds	-	-	-	-	-
Due to other governments	-	-	-	-	-
Total current liabilities	16,147	118	-	-	-
Deferred inflows of resources	-	-	-	-	-
Fund balances:					
Nonspendable	1,800	-	-	-	-
Restricted	-	23,166	-	-	-
Committed	-	-	-	-	-
Assigned		-	-	-	-
Unassigned (deficit)	168,881	-	-	-	-
Total fund balance (deficit)	170,681	23,166	-	-	-
TOTAL LIABILITIES AND FUND BALANCE	$ 186,828	$ 23,284	$ -	$ -	$ -

Exhibit B-1

STATE OF NEW MEXICO
ALBUQUERQUE MUNICIPAL SCHOOL DISTRICT NO. 12
SCHOOL FOR INTEGRATED ACADEMICS TECHNOLOGIES
BALANCE SHEET - GOVERNMENTAL FUNDS
June 30, 2014

	24162 Title I School Improvement	27106 Library GO Bonds	27115 Robot Systems for Math Competitions	31200 Public School Capital Outlay	31600 HB33 Capital Improvements
ASSETS					
Cash and cash equivalents	$ -	$ -	$ -	$ -	$ 573,652
Accounts receivable:					
Due from other governments	-	-	-	5,400	2,909
Other	-	-	-	-	-
Due from other funds	-	-	-	-	-
Prepaid expenses	-	-	-	-	40,000
TOTAL ASSETS	$ -	$ -	$ -	$ 5,400	$ 616,561
LIABILITIES, DEFERRED INFLOWS OF RESOURCES AND FUND BALANCE					
Current liabilities:					
Accounts payable	$ -	$ -	$ -	$ -	$ -
Accrued liabilities	-	-	-	-	-
Due to other funds	-	-	-	5,400	-
Due to other governments	-	-	-	-	-
Total current liabilities	-	-	-	5,400	-
Deferred inflows of resources	-	-	-	-	616,561
Fund balances:					
Nonspendable	-	-	-	-	40,000
Restricted	-	-	-	-	-
Committed	-	-	-	-	-
Assigned	-	-	-	-	-
Unassigned (deficit)	-	-	-	-	(40,000)
Total fund balance (deficit)	-	-	-	-	-
TOTAL LIABILITIES AND FUND BALANCE	$ -	$ -	$ -	$ 5,400	$ 616,561

STATE OF NEW MEXICO
ALBUQUERQUE MUNICIPAL SCHOOL DISTRICT NO. 12
SCHOOL FOR INTEGRATED ACADEMICS TECHNOLOGIES
BALANCE SHEET - GOVERNMENTAL FUNDS
June 30, 2014

	31700 SB9 Capital Improvements	Total Primary Government
ASSETS		
Cash and cash equivalents	$ 83,559	$ 860,123
Accounts receivable:		
Due from other governments	1,192	9,501
Other	-	-
Due from other funds	-	5,400
Prepaid expenses	-	41,800
TOTAL ASSETS	$ 84,751	$ 916,824
LIABILITIES, DEFERRED INFLOWS OF RESOURCES AND FUND BALANCE		
Current liabilities:		
Accounts payable	$ -	$ 11,909
Accrued liabilities	-	4,356
Due to other funds	-	5,400
Due to other governments	-	-
Total current liabilities	-	21,665
Deferred inflows of resources	84,751	701,312
Fund balances:		
Nonspendable	-	41,800
Restricted	-	23,166
Committed	-	-
Assigned	-	-
Unassigned (deficit)	-	128,881
Total fund balance (deficit)	-	193,847
TOTAL LIABILITIES AND FUND BALANCE	$ 84,751	$ 916,824

The accompanying notes are an integral part of the financial statements.

STATE OF NEW MEXICO
ALBUQUERQUE MUNICIPAL SCHOOL DISTRICT NO. 12
SCHOOL FOR INTEGRATED ACADEMICS & TECHNOLOGIES
RECONCILIATION OF THE BALANCE SHEET - GOVERNMENTAL FUNDS
TO THE STATEMENT OF NET POSITION
June 30, 2014

Total Fund Balance - Governmental Funds (Governmental Fund Balance Sheet)	$	193,847
Amounts reported for governmental activities in the Statement of Net Position are different because:		
Capital assets used in governmental activities are not financial resources and, therefore, are not reported in the funds.		
The cost of capital assets is		335,213
Accumulated depreciation is		(319,821)
Total capital assets		15,392
Long-term and certain other liabilities are not due and payable in the current period and, therefore, are not reported as liabilities in the funds.		
Long-term and other liabilities at year end consist of:		
Compensated absences payable		-
Total long-term and other liabilities		-
Net position of governmental activities (Statement of Net Position)	$	209,239

The accompanying notes are an integral part of the financial statements.

Exhibit B-3

STATE OF NEW MEXICO
ALBUQUERQUE MUNICIPAL SCHOOL DISTRICT NO. 12
SCHOOL FOR INTEGRATED ACADEMICS AND TECHNOLOGIES
STATEMENT OF REVENUES, EXPENDITURES CHANGES IN
FUND BALANCES - GOVERNMENTAL FUNDS
Year Ended June 30, 2014

	11000 General	14000 Instructional Materials	24101 Title I IASA	24106 IDEA-B Entitlement	24154 Teacher/Principal Training
REVENUES					
Property taxes	$ -	$ -	$ -	$ -	$ -
Local and county sources	2,544	-	-	-	-
State sources	2,399,025	15,927	-	-	-
Federal sources	-	-	73,533	51,755	16,677
Interest	-	-	-	-	-
Total revenues	2,401,569	15,927	73,533	51,755	16,677
EXPENDITURES					
Current:					
Instruction	1,402,059	3,221	56,770	-	10,299
Support services:					
Students	88,189	-	-	51,755	2,722
Instruction	103,275	-	16,763	-	508
General administration	169,175	-	-	-	-
School administration	370,007	-	-	-	3,148
Central services	213,656	-	-	-	-
Operation & maintenance of plant	140,384	-	-	-	-
Student transportation	-	-	-	-	-
Other support services	-	-	-	-	-
Operation of non-instructional services:					
Community services operations	-	-	-	-	-
Food services operations	-	-	-	-	-
Capital outlay	-	-	-	-	-
Total expenditures	2,486,745	3,221	73,533	51,755	16,677
Excess (deficiency) of revenues over (under) expenditures	(85,176)	12,706	-	-	-
Other financing sources (uses):					
Other financing uses	-	-	-	-	-
Total other financing sources (uses)	-	-	-	-	-
NET CHANGES IN FUND BALANCES	(85,176)	12,706	-	-	-
FUND BALANCES, BEGINNING OF YEAR	255,857	10,460	-	-	-
FUND BALANCES, END OF YEAR	$ 170,681	$ 23,166	$ -	$ -	$ -

Exhibit B-3

STATE OF NEW MEXICO
ALBUQUERQUE MUNICIPAL SCHOOL DISTRICT NO. 12
SCHOOL FOR INTEGRATED ACADEMICS AND TECHNOLOGIES
STATEMENT OF REVENUES, EXPENDITURES CHANGES IN
FUND BALANCES - GOVERNMENTAL FUNDS
Year Ended June 30, 2014

	24162 Title I School Improvement	27106 Library GO Bonds	27115 Robot Systems for Math Competitions	31200 Public School Capital Outlay	31600 HB33 Capital Improvements
REVENUES					
Property taxes	$ -	$ -	$ -	$ -	$ 36,683
Local and county sources	-	-	-	-	-
State sources	-	-	-	21,600	-
Federal sources	50,685	-	-	-	-
Interest	-	-	-	-	-
Total revenues	50,685	-	-	21,600	36,683
EXPENDITURES					
Current:					
Instruction	50,685	-	-	-	-
Support services:					
Students	-	-	-	-	-
Instruction	-	-	-	-	-
General administration	-	-	-	-	-
School administration	-	-	-	-	-
Central services	-	-	-	-	-
Operation & maintenance of plant	-	-	-	-	-
Student transportation	-	-	-	-	-
Other support services	-	-	-	-	-
Operation of non-instructional services:					
Community services operations	-	-	-	-	-
Food services operations	-	-	-	-	-
Capital outlay	-	-	-	21,600	36,683
Total expenditures	50,685	-	-	21,600	36,683
Excess (deficiency) of revenues over (under) expenditures	-	-	-	-	-
Other financing sources (uses):					
Other financing uses	-	-	-	-	-
Total other financing sources (uses)	-	-	-	-	-
NET CHANGES IN FUND BALANCES	-	-	-	-	-
FUND BALANCES, BEGINNING OF YEAR	-	-	-	-	-
FUND BALANCES, END OF YEAR	$ -	$ -	$ -	$ -	$ -

STATE OF NEW MEXICO
ALBUQUERQUE MUNICIPAL SCHOOL DISTRICT NO. 12
SCHOOL FOR INTEGRATED ACADEMICS AND TECHNOLOGIES
STATEMENT OF REVENUES, EXPENDITURES CHANGES IN
FUND BALANCES - GOVERNMENTAL FUNDS
Year Ended June 30, 2014

	31700 SB9 Capital Improvements	Total Primary Government
REVENUES		
Property taxes	$ -	$ 36,683
Local and county sources	-	2,544
State sources	6,636	2,443,188
Federal sources	-	192,650
Interest	-	-
Total revenues	6,636	2,675,065
EXPENDITURES		
Current:		
Instruction	-	1,523,034
Support services:		
Students	-	142,666
Instruction	-	120,546
General administration	-	169,175
School administration	-	373,155
Central services	-	213,656
Operation & maintenance of plant	-	140,384
Student transportation	-	-
Other support services	-	-
Operation of non-instructional services:		
Community services operations	-	-
Food services operations	-	-
Capital outlay	6,636	64,919
Total expenditures	6,636	2,747,535
Excess (deficiency) of revenues over (under) expenditures	-	(72,470)
Other financing sources (uses):		
Other financing uses	-	-
Total other financing sources (uses)	-	-
NET CHANGES IN FUND BALANCES	-	(72,470)
FUND BALANCES, BEGINNING OF YEAR	-	266,317
FUND BALANCES, END OF YEAR	$ -	$ 193,847

The accompanying notes are an integral part of the financial statements.

STATE OF NEW MEXICO
ALBUQUERQUE MUNICIPAL SCHOOL DISTRICT NO. 12
SCHOOL FOR INTEGRATED ACADEMICS & TECHNOLOGIES
RECONCILIATION OF THE STATEMENT OF REVENUES, EXPENDITURES, AND CHANGES IN FUND BALANCES - GOVERNMENTAL FUNDS TO THE STATEMENT OF ACTIVITIES
Year Ended June 30, 2014

Net Changes in Fund Balances - Total Governmental Funds (Statement of Revenues, Expenditures, and Changes in Fund Balances)	$ (72,470)
Amounts reported for governmental activities in the Statement of Activities are different because:	
In the Statement of Activities, certain operating expenses - compensated absences (sick and annual leave) are measured by the amounts earned during the year. In the Governmental Funds, however, expenditures for these items are measured by the amounts of financial resources used (essentially, the amounts actually paid).	
The decrease in compensated absences for the fiscal year was:	-
Governmental Funds report capital outlays as expenditures. However, in the Statement of Activities, the cost of those assets is allocated over their estimated useful lives and reported as depreciation expense. In the current period, these amounts were:	
Capital outlay	7,186
Depreciation expense	(4,878)
Excess of depreciation expense over capital outlay	2,308
Loss/Adjustments on disposal of assets	-
Change in net position of governmental activities (Statement of Activities)	$ (70,162)

The accompanying notes are an integral part of the financial statements.

STATE OF NEW MEXICO
ALBUQUERQUE MUNICIPAL SCHOOL DISTRICT NO. 12
SCHOOL FOR INTEGRATED ACADEMICS & TECHNOLOGIES
GENERAL FUND (FUND 11000)
STATEMENT OF REVENUES, EXPENDITURES AND CHANGES IN
FUND BALANCE - BUDGET (BUDGETARY BASIS) AND ACTUAL
Year Ended June 30, 2014

	Budgeted Amounts		Actual Amounts	Variance From Final Budget
	Original	Final	(Budgetary Basis)	Positive (Negative)
REVENUES				
Local and county sources	$ -	$ -	$ 2,544	$ 2,544
State sources	2,399,025	2,399,025	2,399,025	-
Federal sources	-	-	-	-
Interest	-	-	-	-
TOTAL REVENUES	2,399,025	2,399,025	2,401,569	2,544
EXPENDITURES				
Current:				
Instruction	1,607,126	1,532,303	1,402,059	130,244
Support Services:				
Students	141,400	104,944	88,189	16,755
Instruction	104,974	106,882	103,275	3,607
General administration	26,300	178,718	169,175	9,543
School administration	469,258	383,588	370,007	13,581
Central services	195,479	225,304	213,656	11,648
Operation & maintenance of plant	85,141	149,581	140,384	9,197
Student transportation	-	-	-	-
Other support services	-	-	-	-
Operation of non-instructional services:				
Community services operations	-	-	-	-
Food services operations	-	-	-	-
Capital outlay	-	-	-	-
TOTAL EXPENDITURES	2,629,678	2,681,320	2,486,745	194,575
EXCESS (DEFICIENCY) OF REVENUES OVER (UNDER) EXPENDITURES	(230,653)	(282,295)	(85,176)	(197,119)
DESIGNATED CASH	230,653	282,295	-	(282,295)
NET CHANGES IN FUND BALANCES	$ -	$ -	(85,176)	$ (85,176)
RECONCILIATION TO GAAP BASIS				
Adjustments to revenues			-	
Adjustments to expenditures			-	
NET CHANGES IN FUND BALANCES			$ (85,176)	

The accompanying notes are an integral part of the financial statements.

STATE OF NEW MEXICO
ALBUQUERQUE MUNICIPAL SCHOOL DISTRICT NO. 12
SCHOOL FOR INTEGRATED ACADEMICS & TECHNOLOGIES
INSTRUCTIONAL MATERIALS (FUND 14000)
STATEMENT OF REVENUES, EXPENDITURES AND CHANGES IN
FUND BALANCE - BUDGET (BUDGETARY BASIS) AND ACTUAL
Year Ended June 30, 2014

	Budgeted Amounts		Actual Amounts	Variance From Final Budget
	Original	Final	(Budgetary Basis)	Positive (Negative)
REVENUES				
Local and county sources	$ -	$ -	$ -	$ -
State sources	-	15,927	21,078	5,151
Federal sources	-	-	-	-
Interest	-	-	-	-
TOTAL REVENUES	-	15,927	21,078	5,151
EXPENDITURES				
Current:				
Instruction	-	21,236	3,221	18,015
Support Services:				
Students	-	-	-	-
Instruction	-	-	-	-
General administration	-	-	-	-
School administration	-	-	-	-
Central services	-	-	-	-
Operation & maintenance of plant	-	-	-	-
Student transportation	-	-	-	-
Other support services	-	-	-	-
Operation of non-instructional services:				
Community services operations	-	-	-	-
Food services operations	-	-	-	-
Capital outlay	-	-	-	-
TOTAL EXPENDITURES	-	21,236	3,221	18,015
EXCESS (DEFICIENCY) OF REVENUES OVER (UNDER) EXPENDITURES	-	(5,309)	17,857	(23,166)
DESIGNATED CASH	-	5,309	-	(5,309)
NET CHANGES IN FUND BALANCES	$ -	$ -	17,857	$ 17,857
RECONCILIATION TO GAAP BASIS				
Adjustments to revenues			(5,151)	
Adjustments to expenditures			-	
NET CHANGES IN FUND BALANCES			$ 12,706	

The accompanying notes are an integral part of the financial statements.

STATE OF NEW MEXICO
ALBUQUERQUE MUNICIPAL SCHOOL DISTRICT NO. 12
SCHOOL FOR INTEGRATED ACADEMICS & TECHNOLOGIES
TITLE I IASA (FUND 24101)
STATEMENT OF REVENUES, EXPENDITURES AND CHANGES IN
FUND BALANCE - BUDGET (BUDGETARY BASIS) AND ACTUAL
Year Ended June 30, 2014

	Budgeted Amounts		Actual Amounts	Variance From Final Budget
	Original	Final	(Budgetary Basis)	Positive (Negative)
REVENUES				
Local and county sources	$ -	$ -	$ -	$ -
State sources	-	-	-	-
Federal sources	16,963	76,729	73,533	(3,196)
Interest	-	-	-	-
TOTAL REVENUES	16,963	76,729	73,533	(3,196)
EXPENDITURES				
Current:				
Instruction	-	57,710	56,770	940
Support Services:				
Students	-	-	-	-
Instruction	16,963	19,019	16,763	2,256
General administration	-	-	-	-
School administration	-	-	-	-
Central services	-	-	-	-
Operation & maintenance of plant	-	-	-	-
Student transportation	-	-	-	-
Other support services	-	-	-	-
Operation of non-instructional services:				
Community services operations	-	-	-	-
Food services operations	-	-	-	-
Capital outlay	-	-	-	-
TOTAL EXPENDITURES	16,963	76,729	73,533	3,196
EXCESS (DEFICIENCY) OF REVENUES OVER (UNDER) EXPENDITURES	-	-	-	-
DESIGNATED CASH	-	-	-	-
NET CHANGES IN FUND BALANCES	$ -	$ -	-	$ -
RECONCILIATION TO GAAP BASIS				
Adjustments to revenues			-	
Adjustments to expenditures			-	
NET CHANGES IN FUND BALANCES			$ -	

The accompanying notes are an integral part of the financial statements.

STATE OF NEW MEXICO
ALBUQUERQUE MUNICIPAL SCHOOL DISTRICT NO. 12
SCHOOL FOR INTEGRATED ACADEMICS & TECHNOLOGIES
IDEA-B ENTITLEMENT (FUND 24106)
STATEMENT OF REVENUES, EXPENDITURES AND CHANGES IN
FUND BALANCE - BUDGET (BUDGETARY BASIS) AND ACTUAL
Year Ended June 30, 2014

	Budgeted Amounts		Actual Amounts	Variance From Final Budget
	Original	Final	(Budgetary Basis)	Positive (Negative)
REVENUES				
Local and county sources	$ -	$ -	$ -	$ -
State sources	-	-	-	-
Federal sources	49,154	51,755	51,755	-
Interest	-	-	-	-
TOTAL REVENUES	49,154	51,755	51,755	-
EXPENDITURES				
Current:				
Instruction	-	-	-	-
Support Services:				
Students	49,154	51,755	51,755	-
Instruction	-	-	-	-
General administration	-	-	-	-
School administration	-	-	-	-
Central services	-	-	-	-
Operation & maintenance of plant	-	-	-	-
Student transportation	-	-	-	-
Other support services	-	-	-	-
Operation of non-instructional services:				
Community services operations	-	-	-	-
Food services operations	-	-	-	-
Capital outlay	-	-	-	-
TOTAL EXPENDITURES	49,154	51,755	51,755	-
EXCESS (DEFICIENCY) OF REVENUES OVER (UNDER) EXPENDITURES	-	-	-	-
DESIGNATED CASH	-	-	-	-
NET CHANGES IN FUND BALANCES	$ -	$ -	-	$ -
RECONCILIATION TO GAAP BASIS				
Adjustments to revenues			-	
Adjustments to expenditures			-	
NET CHANGES IN FUND BALANCES			$ -	

The accompanying notes are an integral part of the financial statements.

STATE OF NEW MEXICO
ALBUQUERQUE MUNICIPAL SCHOOL DISTRICT NO. 12
SCHOOL FOR INTEGRATED ACADEMICS & TECHNOLOGIES
TEACHER/PRINCIPAL TRAINING (FUND 24154)
STATEMENT OF REVENUES, EXPENDITURES AND CHANGES IN
FUND BALANCE - BUDGET (BUDGETARY BASIS) AND ACTUAL
Year Ended June 30, 2014

	Budgeted Amounts		Actual Amounts	Variance From Final Budget
	Original	Final	(Budgetary Basis)	Positive (Negative)
REVENUES				
Local and county sources	$ -	$ -	$ -	$ -
State sources	-	-	-	-
Federal sources	13,642	18,789	16,677	(2,112)
Interest	-	-	-	-
TOTAL REVENUES	13,642	18,789	16,677	(2,112)
EXPENDITURES				
Current:				
Instruction	8,321	12,410	10,299	2,111
Support Services:				
Students	-	2,722	2,722	-
Instruction	1,950	508	508	-
General administration	-	-	-	-
School administration	3,371	3,149	3,148	1
Central services	-	-	-	-
Operation & maintenance of plant	-	-	-	-
Student transportation	-	-	-	-
Other support services	-	-	-	-
Operation of non-instructional services:				
Community services operations	-	-	-	-
Food services operations	-	-	-	-
Capital outlay	-	-	-	-
TOTAL EXPENDITURES	13,642	18,789	16,677	2,112
EXCESS (DEFICIENCY) OF REVENUES OVER (UNDER) EXPENDITURES	-	-	-	-
DESIGNATED CASH	-	-	-	-
NET CHANGES IN FUND BALANCES	$ -	$ -	-	$ -
RECONCILIATION TO GAAP BASIS				
Adjustments to revenues			-	
Adjustments to expenditures			-	
NET CHANGES IN FUND BALANCES			$ -	

The accompanying notes are an integral part of the financial statements.

STATE OF NEW MEXICO
ALBUQUERQUE MUNICIPAL SCHOOL DISTRICT NO. 12
SCHOOL FOR INTEGRATED ACADEMICS & TECHNOLOGIES
TITLE I SCHOOL IMPROVEMENT (FUND 24162)
STATEMENT OF REVENUES, EXPENDITURES AND CHANGES IN
FUND BALANCE - BUDGET (BUDGETARY BASIS) AND ACTUAL
Year Ended June 30, 2014

	Budgeted Amounts		Actual Amounts	Variance From Final Budget
	Original	Final	(Budgetary Basis)	Positive (Negative)
REVENUES				
Local and county sources	$ -	$ -	$ -	$ -
State sources	-	-	-	-
Federal sources	100,951	60,793	50,685	(10,108)
Interest	-	-	-	-
TOTAL REVENUES	100,951	60,793	50,685	(10,108)
EXPENDITURES				
Current:				
Instruction	78,401	60,793	50,685	10,108
Support Services:				
Students	-	-	-	-
Instruction	15,550	-	-	-
General administration	-	-	-	-
School administration	7,000	-	-	-
Central services	-	-	-	-
Operation & maintenance of plant	-	-	-	-
Student transportation	-	-	-	-
Other support services	-	-	-	-
Operation of non-instructional services:				
Community services operations	-	-	-	-
Food services operations	-	-	-	-
Capital outlay	-	-	-	-
TOTAL EXPENDITURES	100,951	60,793	50,685	10,108
EXCESS (DEFICIENCY) OF REVENUES OVER (UNDER) EXPENDITURES	-	-	-	-
DESIGNATED CASH	-	-	-	-
NET CHANGES IN FUND BALANCES	$ -	$ -	-	$ -
RECONCILIATION TO GAAP BASIS				
Adjustments to revenues			-	
Adjustments to expenditures			-	
NET CHANGES IN FUND BALANCES			$ -	

The accompanying notes are an integral part of the financial statements.

STATE OF NEW MEXICO
ALBUQUERQUE MUNICIPAL SCHOOL DISTRICT NO. 12
SCHOOL FOR INTEGRATED ACADEMICS & TECHNOLOGIES
2010 LIBRARY GO BONDS (FUND 27106)
STATEMENT OF REVENUES, EXPENDITURES AND CHANGES IN
FUND BALANCE - BUDGET (BUDGETARY BASIS) AND ACTUAL
Year Ended June 30, 2014

	Budgeted Amounts		Actual Amounts	Variance From Final Budget
	Original	Final	(Budgetary Basis)	Positive (Negative)
REVENUES				
Local and county sources	$ -	$ -	$ -	$ -
State sources	-	-	2,263	2,263
Federal sources	-	-	-	-
Interest	-	-	-	-
TOTAL REVENUES	-	-	2,263	2,263
EXPENDITURES				
Current:				
Instruction	-	-	-	-
Support Services:				
Students	-	-	-	-
Instruction	-	-	-	-
General administration	-	-	-	-
School administration	-	-	-	-
Central services	-	-	-	-
Operation & maintenance of plant	-	-	-	-
Student transportation	-	-	-	-
Other support services	-	-	-	-
Operation of non-instructional services:				
Community services operations	-	-	-	-
Food services operations	-	-	-	-
Capital outlay	-	-	-	-
TOTAL EXPENDITURES	-	-	-	-
EXCESS (DEFICIENCY) OF REVENUES OVER (UNDER) EXPENDITURES	-	-	2,263	(2,263)
DESIGNATED CASH	-	-	-	-
NET CHANGES IN FUND BALANCES	$ -	$ -	2,263	$ 2,263
RECONCILIATION TO GAAP BASIS				
Adjustments to revenues			(2,263)	
Adjustments to expenditures			-	
NET CHANGES IN FUND BALANCES			$ -	

The accompanying notes are an integral part of the financial statements.

STATE OF NEW MEXICO
ALBUQUERQUE MUNICIPAL SCHOOL DISTRICT NO. 12
SCHOOL FOR INTEGRATED ACADEMICS & TECHNOLOGIES
ROBOT SYSTEMS FOR MATH COMPETITIONS (FUND 27115)
STATEMENT OF REVENUES, EXPENDITURES AND CHANGES IN
FUND BALANCE - BUDGET (BUDGETARY BASIS) AND ACTUAL
Year Ended June 30, 2014

	Budgeted Amounts		Actual Amounts	Variance From Final Budget
	Original	Final	(Budgetary Basis)	Positive (Negative)
REVENUES				
Local and county sources	$ -	$ -	$ -	$ -
State sources	16,268	16,268	-	(16,268)
Federal sources	-	-	-	-
Interest	-	-	-	-
TOTAL REVENUES	16,268	16,268	-	(16,268)
EXPENDITURES				
Current:				
Instruction	16,268	16,268	-	16,268
Support Services:				
Students	-	-	-	-
Instruction	-	-	-	-
General administration	-	-	-	-
School administration	-	-	-	-
Central services	-	-	-	-
Operation & maintenance of plant	-	-	-	-
Student transportation	-	-	-	-
Other support services	-	-	-	-
Operation of non-instructional services:				
Community services operations	-	-	-	-
Food services operations	-	-	-	-
Capital outlay	-	-	-	-
TOTAL EXPENDITURES	16,268	16,268	-	16,268
EXCESS (DEFICIENCY) OF REVENUES OVER (UNDER) EXPENDITURES	-	-	-	-
DESIGNATED CASH	-	-	-	-
NET CHANGES IN FUND BALANCES	$ -	$ -	-	$ -
RECONCILIATION TO GAAP BASIS				
Adjustments to revenues			-	
Adjustments to expenditures			-	
NET CHANGES IN FUND BALANCES			$ -	

The accompanying notes are an integral part of the financial statements.

STATE OF NEW MEXICO
ALBUQUERQUE MUNICIPAL SCHOOL DISTRICT NO. 12
SCHOOL FOR INTEGRATED ACADEMICS & TECHNOLOGIES
PUBLIC SCHOOL CAPITAL OUTLAY (FUND 31200)
STATEMENT OF REVENUES, EXPENDITURES AND CHANGES IN
FUND BALANCE - BUDGET (BUDGETARY BASIS) AND ACTUAL
Year Ended June 30, 2014

	Budgeted Amounts		Actual Amounts	Variance From Final Budget
	Original	Final	(Budgetary Basis)	Positive (Negative)
REVENUES				
Local and county sources	$ -	$ -	$ -	$ -
State sources	-	21,600	16,200	(5,400)
Federal sources	-	-	-	-
Interest	-	-	-	-
TOTAL REVENUES	-	21,600	16,200	(5,400)
EXPENDITURES				
Current:				
Instruction	-	-	-	-
Support Services:				
Students	-	-	-	-
Instruction	-	-	-	-
General administration	-	-	-	-
School administration	-	-	-	-
Central services	-	-	-	-
Operation & maintenance of plant	-	-	-	-
Student transportation	-	-	-	-
Other support services	-	-	-	-
Operation of non-instructional services:				
Community services operations	-	-	-	-
Food services operations	-	-	-	-
Capital outlay	-	21,600	21,600	-
TOTAL EXPENDITURES	-	21,600	21,600	-
EXCESS (DEFICIENCY) OF REVENUES OVER (UNDER) EXPENDITURES	-	-	(5,400)	5,400
DESIGNATED CASH	-	-	-	-
NET CHANGES IN FUND BALANCES	$ -	$ -	(5,400)	$ (5,400)
RECONCILIATION TO GAAP BASIS				
Adjustments to revenues			5,400	
Adjustments to expenditures			-	
NET CHANGES IN FUND BALANCES			$ -	

The accompanying notes are an integral part of the financial statements.

STATE OF NEW MEXICO
ALBUQUERQUE MUNICIPAL SCHOOL DISTRICT NO. 12
SCHOOL FOR INTEGRATED ACADEMICS & TECHNOLOGIES
HB33 CAPITAL IMPROVEMENTS (FUND 31600)
STATEMENT OF REVENUES, EXPENDITURES AND CHANGES IN
FUND BALANCE - BUDGET (BUDGETARY BASIS) AND ACTUAL
Year Ended June 30, 2014

	Budgeted Amounts		Actual Amounts	Variance From Final Budget
	Original	Final	(Budgetary Basis)	Positive (Negative)
REVENUES				
Local and county sources	$ 175,731	$ 175,731	$ 174,099	$ (1,632)
State sources	-	-	-	-
Federal sources	-	-	-	-
Interest	-	-	-	-
TOTAL REVENUES	175,731	175,731	174,099	(1,632)
EXPENDITURES				
Current:				
Instruction	-	-	-	-
Support Services:				
Students	-	-	-	-
Instruction	-	-	-	-
General administration	1,757	1,757	-	1,757
School administration	-	-	-	-
Central services	-	-	-	-
Operation & maintenance of plant	-	-	-	-
Student transportation	-	-	-	-
Other support services	-	-	-	-
Operation of non-instructional services:				
Community services operations	-	-	-	-
Food services operations	-	-	-	-
Capital outlay	651,544	650,210	36,683	613,527
TOTAL EXPENDITURES	653,301	651,967	36,683	615,284
EXCESS (DEFICIENCY) OF REVENUES OVER (UNDER) EXPENDITURES	(477,570)	(476,236)	137,416	(613,652)
DESIGNATED CASH	477,570	476,236	-	(476,236)
NET CHANGES IN FUND BALANCES	$ -	$ -	137,416	$ 137,416
RECONCILIATION TO GAAP BASIS				
Adjustments to revenues			(137,416)	
Adjustments to expenditures			-	
NET CHANGES IN FUND BALANCES			$ -	

The accompanying notes are an integral part of the financial statements.

STATE OF NEW MEXICO
ALBUQUERQUE MUNICIPAL SCHOOL DISTRICT NO. 12
SCHOOL FOR INTEGRATED ACADEMICS & TECHNOLOGIES
SB9 CAPITAL IMPROVEMENTS (FUND 31700)
STATEMENT OF REVENUES, EXPENDITURES AND CHANGES IN
FUND BALANCE - BUDGET (BUDGETARY BASIS) AND ACTUAL
Year Ended June 30, 2014

	Budgeted Amounts		Actual Amounts	Variance From Final Budget
	Original	Final	(Budgetary Basis)	Positive (Negative)
REVENUES				
Local and county sources	$ 87,876	$ 87,876	$ 83,559	$ (4,317)
State sources	7,135	13,957	6,636	(7,321)
Federal sources	-	-	-	-
Interest	-	-	-	-
TOTAL REVENUES	95,011	101,833	90,195	(11,638)
EXPENDITURES				
Current:				
Instruction	-	-	-	-
Support Services:				
Students	-	-	-	-
Instruction	-	-	-	-
General administration	879	879	-	879
School administration	-	-	-	-
Central services	-	-	-	-
Operation & maintenance of plant	-	-	-	-
Student transportation	-	-	-	-
Other support services	-	-	-	-
Operation of non-instructional services:				
Community services operations	-	-	-	-
Food services operations	-	-	-	-
Capital outlay	94,132	100,954	6,636	94,318
TOTAL EXPENDITURES	95,011	101,833	6,636	95,197
EXCESS (DEFICIENCY) OF REVENUES OVER (UNDER) EXPENDITURES	-	-	83,559	(83,559)
DESIGNATED CASH	-	-	-	-
NET CHANGES IN FUND BALANCES	$ -	$ -	83,559	$ 83,559
RECONCILIATION TO GAAP BASIS				
Adjustments to revenues			(83,559)	
Adjustments to expenditures			-	
NET CHANGES IN FUND BALANCES			$ -	

The accompanying notes are an integral part of the financial statements.

STATE OF NEW MEXICO
ALBUQUERQUE MUNICIPAL SCHOOL DISTRICT NO. 12
SCHOOL FOR INTEGRATED ACADEMICS & TECHNOLOGIES
SCHEDULE OF COLLATERAL PLEDGED BY DEPOSITORY
FOR PUBLIC FUNDS
June 30, 2014

Name of Depository	Description of Pledged Collateral	Fair/Par Market Value June 30, 2014	Safekeeping Agent
New Mexico Bank & Trust	CUSIP 529616CR3 3.5% Matures 4/1/2032	$ 1,006,720	Suntrust Bank Atlanta, GA
		$ 1,006,720	

The accompanying notes are an integral part of the financial statements.

STATE OF NEW MEXICO
ALBUQUERQUE MUNICIPAL SCHOOL DISTRICT NO. 12
SCHOOL FOR INTEGRATED ACADEMICS & TECHNOLOGIES
SCHEDULE OF CASH AND CASH EQUIVALENTS
June 30, 2014

Operating account	$	892,949
Reconciling items		(32,826)
Reconciled balance at June 30, 2014		860,123
Less activity funds		-
Balance per Exhibit A-1	$	860,123

The accompanying notes are an integral part of the financial statements.

Schedule III

STATE OF NEW MEXICO
ALBUQUERQUE MUNICIPAL SCHOOL DISTRICT NO. 12
SCHOOL FOR INTEGRATED ACADEMICS AND TECHNOLOGIES
CASH RECONCILIATION
June 30, 2014

	Operational Account 11000	Pupil Transportation 13000	Instructional Materials 14000	Food Services 21000	Student Activity 23000	Projects Account 24000
June 30, 2013 Cash (Book Balance)	$ 282,295	$ -	$ 5,309	$ -	$ -	$ 18
June 30, 2013 Payroll Liabilities	(4,497)	-	-	-	-	(18)
June 30, 2013 Temporary Interfund Loans	2,263	-	-	-	-	-
June 30, 2013 Adjustments/Reconciling Differences	-	-	-	-	-	-
June 30, 2013 Cash Available to Budget	280,061	-	5,309	-	-	-
2013-2014 Revenue	2,401,569	-	21,078	-	-	192,650
2013-2014 Expenditures	(2,486,745)	-	(3,221)	-	-	(192,650)
Permanent Cash Transfers/Reversions	-	-	-	-	-	-
Audit Adjustments	-	-	-	-	-	-
June 30, 2014 Cash Available to Budget	194,885	-	23,166	-	-	-
June 30, 2014 Payroll Liabilities	4,356	-	-	-	-	-
June 30, 2014 Temporary Interfund Loans	(5,400)	-	-	-	-	-
June 30, 2014 Adjustments/Reconciling Differences	(14,213)	-	118	-	-	-
June 30, 2014 Cash (Book Balance)	$ 179,628	$ -	$ 23,284	$ -	$ -	$ -

Schedule III

STATE OF NEW MEXICO
ALBUQUERQUE MUNICIPAL SCHOOL DISTRICT NO. 12
SCHOOL FOR INTEGRATED ACADEMICS AND TECHNOLOGIES
CASH RECONCILIATION
June 30, 2014

	Direct Account 25000	Grants Fund 26000	State Flowthrough Fund 27000	State Direct Account 28000	Local/State Account 29000	Public School Capital Outlay 31200
June 30, 2013 Cash (Book Balance)	$ -	$ -	$ -	$ -	$ -	$ -
June 30, 2013 Payroll Liabilities	-	-	-	-	-	-
June 30, 2013 Temporary Interfund Loans	-	-	(2,263)	-	-	-
June 30, 2013 Adjustments/Reconciling Differences	-	-	-	-	-	-
June 30, 2013 Cash Available to Budget	-	-	(2,263)	-	-	-
2013-2014 Revenue	-	-	2,263	-	-	16,200
2013-2014 Expenditures	-	-	-	-	-	(21,600)
Permanent Cash Transfers/Reversions	-	-	-	-	-	-
Audit Adjustments	-	-	-	-	-	-
June 30, 2014 Cash Available to Budget	-	-	-	-	-	(5,400)
June 30, 2014 Payroll Liabilities	-	-	-	-	-	-
June 30, 2014 Temporary Interfund Loans	-	-	-	-	-	5,400
June 30, 2014 Adjustments/Reconciling Differences	-	-	-	-	-	-
June 30, 2014 Cash (Book Balance)	$ -	$ -	$ -	$ -	$ -	$ -

STATE OF NEW MEXICO
ALBUQUERQUE MUNICIPAL SCHOOL DISTRICT NO. 12
SCHOOL FOR INTEGRATED ACADEMICS AND TECHNOLOGIES
CASH RECONCILIATION
June 30, 2014

	Special Capital Outlay 31400	Capital Improve. HB 33 31600	Capital Improve. SB 9 31700	Total Primary Government
June 30, 2013 Cash (Book Balance)	$ -	$ 476,236	$ -	$ 763,858
June 30, 2013 Payroll Liabilities	-	-	-	(4,515)
June 30, 2013 Temporary Interfund Loans	-	-	-	-
June 30, 2013 Adjustments/Reconciling Differences	-	-	-	-
June 30, 2013 Cash Available to Budget	-	476,236	-	759,343
2013-2014 Revenue	-	174,099	90,195	2,898,054
2013-2014 Expenditures	-	(36,683)	(6,636)	(2,747,535)
Permanent Cash Transfers/Reversions	-	-	-	-
Audit Adjustments	-	-	-	-
June 30, 2014 Cash Available to Budget	-	613,652	83,559	909,862
June 30, 2014 Payroll Liabilities	-	-	-	4,356
June 30, 2014 Temporary Interfund Loans	-	-	-	-
June 30, 2014 Adjustments/Reconciling Differences	-	(40,000)	-	(54,095)
June 30, 2014 Cash (Book Balance)	$ -	$ 573,652	$ 83,559	$ 860,123

The accompanying notes are an integral part of the financial statemer

STATE OF NEW MEXICO
ALBUQUERQUE MUNICIPAL SCHOOL DISTRICT NO. 12
SOUTH VALLEY ACADEMY
STATEMENT OF NET POSITION
June 30, 2014

	Governmental Activities
ASSETS	
Cash and cash equivalents	$ 816,396
Receivables, net of allowance for uncollectibles:	
Due from other governments	199,698
Other	-
Prepaid expenses	-
Total current assets	1,016,094
NON-CURRENT ASSETS	
Capital assets:	
Building improvements	126,567
Furniture, fixtures and equipment	378,551
Less: accumulated depreciation	(352,683)
Total non-current assets	152,435
TOTAL ASSETS	$ 1,168,529
LIABILITIES, DEFERRED INFLOWS OF RESOURCES AND NET POSITION	
Accrued liabilities	$ 250,251
Due to other governments	45,243
Compensated absences	7,408
Total current liabilities	302,902
Long-term debt - Settlement agreement	23,078
Total liabilities	325,980
Deferred inflows of resources	95,591
Net investment in capital assets	152,435
Restricted	71,114
Unrestricted (deficit)	523,409
Total net position (deficit)	746,958
TOTAL LIABILITIES, DEFERRED INFLOWS OF RESOURCES AND NET POSITION	$ 1,168,529

The accompanying notes are an integral part of the financial statements.

STATE OF NEW MEXICO
ALBUQUERQUE MUNICIPAL SCHOOL DISTRICT NO. 12
SOUTH VALLEY ACADEMY
STATEMENT OF ACTIVITIES
Year Ended June 30, 2014

		Program Revenues			
FUNCTIONS/PROGRAMS	**Expenses**	**Charges for Services**	**Operating Grants and Contributions**	**Capital Grants and Contributions**	Net Revenues **(Expenses) and Changes in Net Position**
Governmental activities:					
Instruction	$ 2,079,577	$ 4,357	$ 199,296	$ -	$ (1,875,924)
Support services:					
Students	448,302	-	80,511	-	(367,791)
Instruction	121,675	-	10,396	-	(111,279)
General Administration	127,412	-	-	-	(127,412)
School Administration	122,892	-	-	-	(122,892)
Central Services	190,844	-	500	-	(190,344)
Operation & Maintenance of Plant	246,456	-	-	-	(246,456)
Student Transportation	60,843	-	88,621	-	27,778
Other support services	-	-	-	-	-
Operation of non-instructional services:					
Food Services Operations	196,761	722	208,036	-	11,997
Community Services Operations	-	-	-	-	-
Facilities, Materials, Supplies and Other Services	389,091	-	180,918	-	(208,173)
TOTAL GOVERNMENTAL ACTIVITIES	$ 3,983,852	$ 5,079	$ 768,278	$ -	(3,210,495)

GENERAL REVENUES	
State Equalization Guarantee	3,108,618
Property Taxes	205,528
Miscellaneous	-
Total general revenues	3,314,146
Change in net position	103,651
Net position, beginning of year	643,307
Exclusion of component unit	-
Net position, end of year	$ 746,958

The accompanying notes are an integral part of the financial statements.

Exhibit B-1

STATE OF NEW MEXICO
ALBUQUERQUE MUNICIPAL SCHOOL DISTRICT NO. 12
SOUTH VALLEY ACADEMY
BALANCE SHEET - GOVERNMENTAL FUNDS
June 30, 2014

	11000 General	13000 Pupil Transportation	14000 Instructional Support	21000 Food Services	24101 Title I IASA
ASSETS					
Cash and cash equivalents	$ 606,816	$ 29,550	$ 3,834	$ 13,600	$ -
Accounts receivable:					
Due from other governments	-	-	-	-	129,799
Other	-	-	-	-	-
Due from other funds	183,826	-	-	-	-
Prepaid expenses	-	-	-	-	-
TOTAL ASSETS	$ 790,642	$ 29,550	$ 3,834	$ 13,600	$ 129,799
LIABILITIES, DEFERRED INFLOWS OF RESOURCES AND FUND BALANCE					
Current liabilities:					
Accounts payable	$ 21,815	$ -	$ -	$ -	$ -
Accrued liabilities	214,932	-	-	-	10,566
Due to other funds	-	-	-	-	119,233
Due to other governments	-	-	-	-	-
Total current liabilities	236,747	-	-	-	129,799
Deferred inflows of resources	-	-	-	-	-
Fund balances:					
Nonspendable	-	-	-	-	-
Restricted	-	29,550	3,834	13,600	-
Committed		-	-	-	-
Assigned	450,000	-	-	-	-
Unassigned (deficit)	103,895	-	-	-	-
Total fund balance (deficit)	553,895	29,550	3,834	13,600	-
TOTAL LIABILITIES, DEFERRED INFLOWS OF RESOURCES AND FUND BALANCE	$ 790,642	$ 29,550	$ 3,834	$ 13,600	$ 129,799

Exhibit B-1

STATE OF NEW MEXICO
ALBUQUERQUE MUNICIPAL SCHOOL DISTRICT NO. 12
SOUTH VALLEY ACADEMY
BALANCE SHEET - GOVERNMENTAL FUNDS
June 30, 2014

	24106 IDEA-B Entitlement	24153 English Language Acquisition	24154 Teacher/Principal Training	24162 Title I School Improvement	25171 Child & Adult Food Program
ASSETS					
Cash and cash equivalents	$ -	$ -	$ -	$ -	$ 3,226
Accounts receivable:					
Due from other governments	5,893	1,750	-	4,263	-
Other	-	-	-	-	-
Due from other funds	-	-	-	-	-
Prepaid expenses	-	-	-	-	-
TOTAL ASSETS	$ 5,893	$ 1,750	$ -	$ 4,263	$ 3,226
LIABILITIES, DEFERRED INFLOWS OF RESOURCES AND FUND BALANCE					
Current liabilities:					
Accounts payable	$ -	$ -	$ -	$ -	$ -
Accrued liabilities	2,938	-	-	-	-
Due to other funds	2,955	1,750	-	4,263	-
Due to other governments	-	-	-	-	-
Total current liabilities	5,893	1,750	-	4,263	-
Deferred inflows of resources	-	-	-	-	-
Fund balances:					
Nonspendable	-	-	-	-	-
Restricted	-	-	-	-	3,226
Committed	-	-	-	-	-
Assigned	-	-	-	-	-
Unassigned (deficit)	-	-	-	-	-
Total fund balance (deficit)	-	-	-	-	3,226
TOTAL LIABILITIES, DEFERRED INFLOWS OF RESOURCES AND FUND BALANCE	$ 5,893	$ 1,750	$ -	$ 4,263	$ 3,226

Exhibit B-1

STATE OF NEW MEXICO
ALBUQUERQUE MUNICIPAL SCHOOL DISTRICT NO. 12
SOUTH VALLEY ACADEMY
BALANCE SHEET - GOVERNMENTAL FUNDS
June 30, 2014

	26185 CES	26188 Center for Educational Initiatives	26207 CNM Foundation Fund	27185 Next Generation Assessments	28133 Youth Conservation Corps
ASSETS					
Cash and cash equivalents	$ -	$ -	$ 655	$ -	$ -
Accounts receivable:					
Due from other governments	-	-	-	10,396	-
Other	-	-	-	-	-
Due from other funds	-	-	-	-	-
Prepaid expenses	-	-	-	-	-
TOTAL ASSETS	$ -	$ -	$ 655	$ 10,396	$ -
LIABILITIES, DEFERRED INFLOWS OF RESOURCES AND FUND BALANCE					
Current liabilities:					
Accounts payable	$ -	$ -	$ -	$ -	$ -
Accrued liabilities	-	-	-	-	-
Due to other funds	-	-	-	10,396	-
Due to other governments	-	-	-	-	-
Total current liabilities	-	-	-	10,396	-
Deferred inflows of resources	-	-	-	-	-
Fund balances:					
Nonspendable	-	-	-	-	-
Restricted	-	-	655	-	-
Committed	-	-	-	-	-
Assigned	-	-	-	-	-
Unassigned (deficit)	-	-	-	-	-
Total fund balance (deficit)	-	-	655	-	-
TOTAL LIABILITIES, DEFERRED INFLOWS OF RESOURCES AND FUND BALANCE	$ -	$ -	$ 655	$ 10,396	$ -

Exhibit B-1

STATE OF NEW MEXICO
ALBUQUERQUE MUNICIPAL SCHOOL DISTRICT NO. 12
SOUTH VALLEY ACADEMY
BALANCE SHEET - GOVERNMENTAL FUNDS
June 30, 2014

	29102 Private Direct Grants	29107 City/County Grants	29114 McCune Charitable Foundation	31200 Public School Capital Outlay	31600 HB33 Capital Improvements
ASSETS					
Cash and cash equivalents	$ 20,249	$ -	$ 83,805	$ -	$ 42,875
Accounts receivable:					
Due from other governments	-	-	-	45,229	2,368
Other	-	-	-	-	-
Due from other funds	-	-	-	-	-
Prepaid expenses	-	-	-	-	-
TOTAL ASSETS	$ 20,249	$ -	$ 83,805	$ 45,229	$ 45,243
LIABILITIES, DEFERRED INFLOWS OF RESOURCES AND FUND BALANCE					
Current liabilities:					
Accounts payable	$ -	$ -	$ -	$ -	$ -
Accrued liabilities	-	-	-	-	-
Due to other funds	-	-	-	45,229	-
Due to other governments	-	-	-	-	45,243
Total current liabilities	-	-	-	45,229	45,243
Deferred inflows of resources	-	-	83,805	-	-
Fund balances:					
Nonspendable	-	-	-	-	-
Restricted	20,249	-	-	-	-
Committed	-	-	-	-	-
Assigned	-	-	-	-	-
Unassigned (deficit)	-	-	-	-	-
Total fund balance (deficit)	20,249	-	-	-	-
TOTAL LIABILITIES, DEFERRED INFLOWS OF RESOURCES AND FUND BALANCE	$ 20,249	$ -	$ 83,805	$ 45,229	$ 45,243

Exhibit B-1

STATE OF NEW MEXICO
ALBUQUERQUE MUNICIPAL SCHOOL DISTRICT NO. 12
SOUTH VALLEY ACADEMY
BALANCE SHEET - GOVERNMENTAL FUNDS
June 30, 2014

	31700 SB9 Capital Improvements	Total Primary Government
ASSETS		
Cash and cash equivalents	$ 11,786	$ 816,396
Accounts receivable:		
Due from other governments	-	199,698
Other	-	-
Due from other funds	-	183,826
Prepaid expenses	-	-
TOTAL ASSETS	$ 11,786	$ 1,199,920
LIABILITIES, DEFERRED INFLOWS OF RESOURCES AND FUND BALANCE		
Current liabilities:		
Accounts payable	$ -	$ 21,815
Accrued liabilities	-	228,436
Due to other funds	-	183,826
Due to other governments	-	45,243
Total current liabilities	-	479,320
Deferred inflows of resources	11,786	95,591
Fund balances:		
Nonspendable	-	-
Restricted	-	71,114
Committed	-	-
Assigned	-	450,000
Unassigned (deficit)	-	103,895
Total fund balance (deficit)	-	625,009
TOTAL LIABILITIES, DEFERRED INFLOWS OF RESOURCES AND FUND BALANCE	$ 11,786	$ 1,199,920

The accompanying notes are an integral part of the financial statements.

STATE OF NEW MEXICO
ALBUQUERQUE MUNICIPAL SCHOOL DISTRICT NO. 12
SOUTH VALLEY ACADEMY
RECONCILIATION OF THE BALANCE SHEET - GOVERNMENTAL FUNDS
TO THE STATEMENT OF NET POSITION
June 30, 2014

Total Fund Balance - Governmental Funds (Governmental Fund Balance Sheet)	$ 625,009
Amounts reported for governmental activities in the Statement of Net Position are different because:	
Capital assets used in governmental activities are not financial resources and, therefore, are not reported in the funds.	
The cost of capital assets is	505,118
Accumulated depreciation is	(352,683)
Total capital assets	152,435
Long-term and certain other liabilities are not due and payable in the current period and, therefore, are not reported as liabilities in the funds.	
Long-term and other liabilities at year end consist of:	
Compensated absences payable	(7,408)
Settement agreement	(23,078)
Total long-term and other liabilities	(30,486)
Net position of governmental activities (Statement of Net Position)	$ 746,958

The accompanying notes are an integral part of the financial statements.

Exhibit B-3

STATE OF NEW MEXICO
ALBUQUERQUE MUNICIPAL SCHOOL DISTRICT NO. 12
SOUTH VALLEY ACADEMY
STATEMENT OF REVENUES, EXPENDITURES AND CHANGES IN
FUND BALANCES - GOVERNMENTAL FUNDS
Year Ended June 30, 2014

	11000 General	13000 Pupil Transportation	14000 Instructional Support	21000 Food Services	24101 Title I IASA
REVENUES					
Property taxes	$ -	$ -	$ -	$ -	$ -
Local and county sources	4,357	-	-	722	-
State sources	3,108,618	88,621	20,044	-	-
Federal sources	-	-	-	155,538	129,799
Interest	-	-	-	-	-
Total revenues	3,112,975	88,621	20,044	156,260	129,799
EXPENDITURES					
Current:					
Instruction	1,868,007	-	33,351	-	118,723
Support services:					
Students	366,829	-	-	-	11,076
Instruction	110,456	-	-	-	-
General administration	99,966	-	-	-	-
School administration	110,432	-	-	-	-
Central services	173,208	-	-	-	-
Operation & maintenance of plant	246,456	-	-	-	-
Student transportation	-	60,843	-	-	-
Other support services	-	-	-	-	-
Operation of non-instructional services:					
Community services operations	-	-	-	-	-
Food services operations	-	-	-	143,368	-
Capital outlay	-	-	-	-	-
Total expenditures	2,975,354	60,843	33,351	143,368	129,799
Excess (deficiency) of revenues over (under) expenditures	137,621	27,778	(13,307)	12,892	-
Other financing sources (uses):					
Other financing sources - Interfund transfers	3,001	-	-	-	-
Other financing uses - Interfund transfers	-	-	-	-	-
Total other financing sources (uses)	3,001	-	-	-	-
NET CHANGES IN FUND BALANCES	140,622	27,778	(13,307)	12,892	-
FUND BALANCES, BEGINNING OF YEAR	413,273	1,772	17,141	708	-
FUND BALANCES, END OF YEAR	$ 553,895	$ 29,550	$ 3,834	$ 13,600	$ -

Exhibit B-3

STATE OF NEW MEXICO
ALBUQUERQUE MUNICIPAL SCHOOL DISTRICT NO. 12
SOUTH VALLEY ACADEMY
STATEMENT OF REVENUES, EXPENDITURES AND CHANGES IN
FUND BALANCES - GOVERNMENTAL FUNDS
Year Ended June 30, 2014

	24106 IDEA-B Entitlement	24153 English Language Acquisition	24154 Teacher/Principal Training	24162 Title I School Improvement	25171 Child & Adult Food Program
REVENUES					
Property taxes	$ -	$ -	$ -	$ -	$ -
Local and county sources	-	-	-	-	-
State sources	-	-	-	-	-
Federal sources	24,440	1,750	15,789	36,367	52,498
Interest	-	-	-	-	-
Total revenues	24,440	1,750	15,789	36,367	52,498
EXPENDITURES					
Current:					
Instruction	-	1,750	15,789	32,104	-
Support services:					
Students	24,440	-	-	4,263	-
Instruction	-	-	-	-	-
General administration	-	-	-	-	-
School administration	-	-	-	-	-
Central services	-	-	-	-	-
Operation & maintenance of plant	-	-	-	-	-
Student transportation	-	-	-	-	-
Other support services	-	-	-	-	-
Operation of non-instructional services:					
Community services operations	-	-	-	-	-
Food services operations	-	-	-	-	50,883
Capital outlay	-	-	-	-	-
Total expenditures	24,440	1,750	15,789	36,367	50,883
Excess (deficiency) of revenues over (under) expenditures	-	-	-	-	1,615
Other financing sources (uses):					
Other financing sources - Interfund transfers	-	-	-	-	-
Other financing uses - Interfund transfers	-	-	-	-	-
Total other financing sources (uses)	-	-	-	-	-
NET CHANGES IN FUND BALANCES	-	-	-	-	1,615
FUND BALANCES, BEGINNING OF YEAR	-	-	-	-	1,611
FUND BALANCES, END OF YEAR	$ -	$ -	$ -	$ -	$ 3,226

Exhibit B-3

STATE OF NEW MEXICO
ALBUQUERQUE MUNICIPAL SCHOOL DISTRICT NO. 12
SOUTH VALLEY ACADEMY
STATEMENT OF REVENUES, EXPENDITURES AND CHANGES IN
FUND BALANCES - GOVERNMENTAL FUNDS
Year Ended June 30, 2014

	26185 CES	26188 Center for Educational Initiatives	26207 CNM Foundation Fund	27185 Next Generation Assessments
REVENUES				
Property taxes	$ -	$ -	$ -	$ -
Local and county sources	-	-	-	-
State sources	-	-	-	10,396
Federal sources	-	-	-	-
Interest	-	-	-	-
Total revenues	-	-	-	10,396
EXPENDITURES				
Current:				
Instruction	-	-	-	-
Support services:				
Students	-	-	295	-
Instruction	-	-	-	10,396
General administration	-	-	-	-
School administration	-	-	-	-
Central services	-	-	-	-
Operation & maintenance of plant	-	-	-	-
Student transportation	-	-	-	-
Other support services	-	-	-	-
Operation of non-instructional services:				
Community services operations	-	-	-	-
Food services operations	-	-	-	-
Capital outlay	-	-	-	-
Total expenditures	-	-	295	10,396
Excess (deficiency) of revenues over (under) expenditures	-	-	(295)	-
Other financing sources (uses):				
Other financing sources - Interfund transfers	-	-	-	-
Other financing uses - Interfund transfers	(10,983)	(2,144)	-	-
Total other financing sources (uses)	(10,983)	(2,144)	-	-
NET CHANGES IN FUND BALANCES	(10,983)	(2,144)	(295)	-
FUND BALANCES, BEGINNING OF YEAR	10,983	2,144	950	-
FUND BALANCES, END OF YEAR	$ -	$ -	$ 655	$ -

Exhibit B-3

STATE OF NEW MEXICO
ALBUQUERQUE MUNICIPAL SCHOOL DISTRICT NO. 12
SOUTH VALLEY ACADEMY
STATEMENT OF REVENUES, EXPENDITURES AND CHANGES IN
FUND BALANCES - GOVERNMENTAL FUNDS
Year Ended June 30, 2014

	28133 Youth Conservation Corps	29102 Private Direct Grants	29107 City/County Grants	29114 McCune Charitable Foundation
REVENUES				
Property taxes	$ -	$ -	$ -	$ -
Local and county sources	23,032	9,086	-	20,000
State sources	-	-	-	-
Federal sources	-	-	-	-
Interest	-	-	-	-
Total revenues	23,032	9,086	-	20,000
EXPENDITURES				
Current:				
Instruction	1,800	8,337	-	-
Support services:				
Students	20,732	-	-	20,000
Instruction	-	-	-	-
General administration	-	-	-	-
School administration	-	12,331	-	-
Central services	500	-	-	-
Operation & maintenance of plant	-	-	-	-
Student transportation	-	-	-	-
Other support services	-	-	-	-
Operation of non-instructional services:				
Community services operations	-	-	-	-
Food services operations	-	-	-	-
Capital outlay	-	-	-	-
Total expenditures	23,032	20,668	-	20,000
Excess (deficiency) of revenues over (under) expenditures	-	(11,582)	-	-
Other financing sources (uses):				
Other financing sources - Interfund transfers	-	13,127	-	-
Other financing uses - Interfund transfers	-	-	(3,001)	-
Total other financing sources (uses)	-	13,127	(3,001)	-
NET CHANGES IN FUND BALANCES	-	1,545	(3,001)	-
FUND BALANCES, BEGINNING OF YEAR	-	18,704	3,001	-
FUND BALANCES, END OF YEAR	$ -	$ 20,249	$ -	$ -

Exhibit B-3

STATE OF NEW MEXICO
ALBUQUERQUE MUNICIPAL SCHOOL DISTRICT NO. 12
SOUTH VALLEY ACADEMY
STATEMENT OF REVENUES, EXPENDITURES AND CHANGES IN
FUND BALANCES - GOVERNMENTAL FUNDS
Year Ended June 30, 2014

	31200 Public School Capital Outlay	31600 HB33 Capital Improvements	31700 SB9 Capital Improvements	Total Primary Government
REVENUES				
Property taxes	$ -	$ 148,720	$ 56,808	$ 205,528
Local and county sources	-	-	-	57,197
State sources	180,918	-	-	3,408,597
Federal sources	-	-	-	416,181
Interest	-	-	-	-
Total revenues	180,918	148,720	56,808	4,087,503
EXPENDITURES				
Current:				
Instruction	-	-	-	2,079,861
Support services:				
Students	-	-	-	447,635
Instruction	-	-	-	120,852
General administration	-	-	-	99,966
School administration	-	-	-	122,763
Central services	-	-	-	173,708
Operation & maintenance of plant	-	-	-	246,456
Student transportation	-	-	-	60,843
Other support services	-	-	-	-
Operation of non-instructional services:				
Community services operations	-	-	-	-
Food services operations	-	-	-	194,251
Capital outlay	180,918	148,720	56,808	386,446
Total expenditures	180,918	148,720	56,808	3,932,781
Excess (deficiency) of revenues over (under) expenditures	-	-	-	154,722
Other financing sources (uses):				
Other financing sources - Interfund transfers	-	-	-	16,128
Other financing uses - Interfund transfers	-	-	-	(16,128)
Total other financing sources (uses)	-	-	-	-
NET CHANGES IN FUND BALANCES	-	-	-	154,722
FUND BALANCES, BEGINNING OF YEAR	-	-	-	470,287
FUND BALANCES, END OF YEAR	$ -	$ -	$ -	$ 625,009

The accompanying notes are an integral part of the financial statements.

STATE OF NEW MEXICO
ALBUQUERQUE MUNICIPAL SCHOOL DISTRICT NO. 12
SOUTH VALLEY ACADEMY
RECONCILIATION OF THE STATEMENT OF REVENUES, EXPENDITURES, AND CHANGES IN FUND BALANCES - GOVERNMENTAL FUNDS TO THE STATEMENT OF ACTIVITIES
Year Ended June 30, 2014

Net Changes in Fund Balances - Total Governmental Funds (Statement of Revenues, Expenditures, and Changes in Fund Balances)	$ 154,722
Amounts reported for governmental activities in the Statement of Activities are different because:	
In the Statement of Activities, certain operating expenses - compensated absences (sick and annual leave) are measured by the amounts earned during the year. In the Governmental Funds, however, expenditures for these items are measured by the amounts of financial resources used (essentially, the amounts actually paid).	
The decrease in compensated absences for the fiscal year was:	1,564
The increase in the settlement agreement for the fiscal year was:	(23,078)
Governmental Funds report capital outlays as expenditures. However, in the Statement of Activities, the cost of those assets is allocated over their estimated useful lives and reported as depreciation expense. In the current period, these amounts were:	
Capital outlay	-
Depreciation expense	(29,557)
Excess of depreciation expense over capital outlay	(29,557)
Change in net position of governmental activities (Statement of Activities)	$ 103,651

The accompanying notes are an integral part of the financial statements.

STATE OF NEW MEXICO
ALBUQUERQUE MUNICIPAL SCHOOL DISTRICT NO. 12
SOUTH VALLEY ACADEMY
GENERAL FUND (FUND 11000)
STATEMENT OF REVENUES, EXPENDITURES AND CHANGES IN
FUND BALANCE - BUDGET (BUDGETARY BASIS) AND ACTUAL
Year Ended June 30, 2014

	Budgeted Amounts		Actual Amounts	Variance From Final Budget
	Original	Final	(Budgetary Basis)	Positive (Negative)
REVENUES				
Local and county sources	$ -	$ -	$ 4,357	$ 4,357
State sources	3,143,677	3,143,677	3,108,618	(35,059)
Federal sources	-	-	-	-
Interest	-	-	-	-
TOTAL REVENUES	3,143,677	3,143,677	3,112,975	(30,702)
EXPENDITURES				
Current:				
Instruction	1,966,019	1,966,019	1,868,215	97,804
Support Services:				
Students	500,090	500,090	366,829	133,261
Instruction	112,180	112,180	110,456	1,724
General administration	87,500	120,773	78,151	42,622
School administration	123,218	123,218	110,432	12,786
Central services	175,592	205,592	173,208	32,384
Operation & maintenance of plant	529,078	529,078	246,456	282,622
Student transportation	-	-	-	-
Other support services	-	-	-	-
Operation of non-instructional services:				
Community services operations	-	-	-	-
Food services operations	-	-	-	-
Capital outlay	-	-	-	-
TOTAL EXPENDITURES	3,493,677	3,556,950	2,953,747	603,203
EXCESS (DEFICIENCY) OF REVENUES OVER (UNDER) EXPENDITURES	(350,000)	(413,273)	159,228	(572,501)
DESIGNATED CASH	350,000	413,273	-	(413,273)
NET CHANGES IN FUND BALANCES	$ -	$ -	159,228	$ 159,228
RECONCILIATION TO GAAP BASIS				
Permanent Cash Transfer			3,001	
Adjustments to expenditures			(21,607)	
NET CHANGES IN FUND BALANCES			$ 140,622	

The accompanying notes are an integral part of the financial statements.

STATE OF NEW MEXICO
ALBUQUERQUE MUNICIPAL SCHOOL DISTRICT NO. 12
SOUTH VALLEY ACADEMY
PUPIL TRANSPORTATION (FUND 13000)
STATEMENT OF REVENUES, EXPENDITURES AND CHANGES IN
FUND BALANCE - BUDGET (BUDGETARY BASIS) AND ACTUAL
Year Ended June 30, 2014

	Budgeted Amounts		Actual Amounts	Variance From Final Budget
	Original	Final	(Budgetary Basis)	Positive (Negative)
REVENUES				
Local and county sources	$ -	$ -	$ -	$ -
State sources	-	88,622	88,621	(1)
Federal sources	-	-	-	-
Interest	-	-	-	-
TOTAL REVENUES	-	88,622	88,621	(1)
EXPENDITURES				
Current:				
Instruction	-	-	-	-
Support Services:				
Students	-	-	-	-
Instruction	-	-	-	-
General administration	-	-	-	-
School administration	-	-	-	-
Central services	-	-	-	-
Operation & maintenance of plant	-	-	-	-
Student transportation	-	88,622	60,843	27,779
Other support services	-	-	-	-
Operation of non-instructional services:				
Community services operations	-	-	-	-
Food services operations	-	-	-	-
Capital outlay	-	-	-	-
TOTAL EXPENDITURES	-	88,622	60,843	27,779
EXCESS (DEFICIENCY) OF REVENUES OVER (UNDER) EXPENDITURES	-	-	27,778	(27,778)
DESIGNATED CASH	-	-	-	-
NET CHANGES IN FUND BALANCES	$ -	$ -	27,778	$ 27,778
RECONCILIATION TO GAAP BASIS				
Adjustments to revenues			-	
Adjustments to expenditures			-	
NET CHANGES IN FUND BALANCES			$ 27,778	

The accompanying notes are an integral part of the financial statements.

STATE OF NEW MEXICO
ALBUQUERQUE MUNICIPAL SCHOOL DISTRICT NO. 12
SOUTH VALLEY ACADEMY
INSTRUCTIONAL SUPPORT (FUND 14000)
STATEMENT OF REVENUES, EXPENDITURES AND CHANGES IN
FUND BALANCE - BUDGET (BUDGETARY BASIS) AND ACTUAL
Year Ended June 30, 2014

	Budgeted Amounts		Actual Amounts	Variance From Final Budget
	Original	Final	(Budgetary Basis)	Positive (Negative)
REVENUES				
Local and county sources	$ -	$ -	$ -	$ -
State sources	-	20,044	23,508	3,464
Federal sources	-	-	-	-
Interest	-	-	-	-
TOTAL REVENUES	-	20,044	23,508	3,464
EXPENDITURES				
Current:				
Instruction	2,497	37,185	33,351	3,834
Support Services:				
Students	-	-	-	-
Instruction	-	-	-	-
General administration	-	-	-	-
School administration	-	-	-	-
Central services	-	-	-	-
Operation & maintenance of plant	-	-	-	-
Student transportation	-	-	-	-
Other support services	-	-	-	-
Operation of non-instructional services:				
Community services operations	-	-	-	-
Food services operations	-	-	-	-
Capital outlay	-	-	-	-
TOTAL EXPENDITURES	2,497	37,185	33,351	3,834
EXCESS (DEFICIENCY) OF REVENUES OVER (UNDER) EXPENDITURES	(2,497)	(17,141)	(9,843)	(7,298)
DESIGNATED CASH	2,497	17,141	-	(17,141)
NET CHANGES IN FUND BALANCES	$ -	$ -	(9,843)	$ (9,843)
RECONCILIATION TO GAAP BASIS				
Adjustments to revenues			(3,464)	
Adjustments to expenditures			-	
NET CHANGES IN FUND BALANCES			$ (13,307)	

The accompanying notes are an integral part of the financial statements.

STATE OF NEW MEXICO
ALBUQUERQUE MUNICIPAL SCHOOL DISTRICT NO. 12
SOUTH VALLEY ACADEMY
FOOD SERVICES (FUND 21000)
STATEMENT OF REVENUES, EXPENDITURES AND CHANGES IN
FUND BALANCE - BUDGET (BUDGETARY BASIS) AND ACTUAL
Year Ended June 30, 2014

	Budgeted Amounts		Actual Amounts	Variance From Final Budget
	Original	Final	(Budgetary Basis)	Positive (Negative)
REVENUES				
Local and county sources	$ -	$ -	$ 722	$ 722
State sources	-	-	-	-
Federal sources	124,000	155,538	155,538	-
Interest	-	-	-	-
TOTAL REVENUES	124,000	155,538	156,260	722
EXPENDITURES				
Current:				
Instruction	-	-	-	-
Support Services:				
Students	-	-	-	-
Instruction	-	-	-	-
General administration	-	-	-	-
School administration	-	-	-	-
Central services	-	-	-	-
Operation & maintenance of plant	-	-	-	-
Student transportation	-	-	-	-
Other support services	-	-	-	-
Operation of non-instructional services:				
Community services operations	-	-	-	-
Food services operations	124,000	155,538	143,368	12,170
Capital outlay	-	-	-	-
TOTAL EXPENDITURES	124,000	155,538	143,368	12,170
EXCESS (DEFICIENCY) OF REVENUES OVER (UNDER) EXPENDITURES	-	-	12,892	(12,892)
DESIGNATED CASH	-	-	-	-
NET CHANGES IN FUND BALANCES	$ -	$ -	12,892	$ 12,892
RECONCILIATION TO GAAP BASIS				
Adjustments to revenues			-	
Adjustments to expenditures			-	
NET CHANGES IN FUND BALANCES			$ 12,892	

The accompanying notes are an integral part of the financial statements.

STATE OF NEW MEXICO
ALBUQUERQUE MUNICIPAL SCHOOL DISTRICT NO. 12
SOUTH VALLEY ACADEMY
TITLE I IASA (FUND 24101)
STATEMENT OF REVENUES, EXPENDITURES AND CHANGES IN
FUND BALANCE - BUDGET (BUDGETARY BASIS) AND ACTUAL
Year Ended June 30, 2014

	Budgeted Amounts		Actual Amounts	Variance From Final Budget
	Original	Final	(Budgetary Basis)	Positive (Negative)
REVENUES				
Local and county sources	$ -	$ -	$ -	$ -
State sources	-	-	-	-
Federal sources	62,327	129,799	70,665	(59,134)
Interest	-	-	-	-
TOTAL REVENUES	62,327	129,799	70,665	(59,134)
EXPENDITURES				
Current:				
Instruction	61,143	118,723	118,723	-
Support Services:				
Students	1,184	11,076	11,076	-
Instruction	-	-	-	-
General administration	-	-	-	-
School administration	-	-	-	-
Central services	-	-	-	-
Operation & maintenance of plant	-	-	-	-
Student transportation	-	-	-	-
Other support services	-	-	-	-
Operation of non-instructional services:				
Community services operations	-	-	-	-
Food services operations	-	-	-	-
Capital outlay	-	-	-	-
TOTAL EXPENDITURES	62,327	129,799	129,799	-
EXCESS (DEFICIENCY) OF REVENUES OVER (UNDER) EXPENDITURES	-	-	(59,134)	59,134
DESIGNATED CASH	-	-	-	-
NET CHANGES IN FUND BALANCES	$ -	$ -	(59,134)	$ (59,134)
RECONCILIATION TO GAAP BASIS				
Adjustments to revenues			59,134	
Adjustments to expenditures			-	
NET CHANGES IN FUND BALANCES			$ -	

The accompanying notes are an integral part of the financial statements.

STATE OF NEW MEXICO
ALBUQUERQUE MUNICIPAL SCHOOL DISTRICT NO. 12
SOUTH VALLEY ACADEMY
IDEA-B ENTITLEMENT (FUND 24106)
STATEMENT OF REVENUES, EXPENDITURES AND CHANGES IN
FUND BALANCE - BUDGET (BUDGETARY BASIS) AND ACTUAL
Year Ended June 30, 2014

	Budgeted Amounts		Actual Amounts	Variance From Final Budget
	Original	Final	(Budgetary Basis)	Positive (Negative)
REVENUES				
Local and county sources	$ -	$ -	$ -	$ -
State sources	-	-	-	-
Federal sources	23,212	24,440	18,547	(5,893)
Interest	-	-	-	-
TOTAL REVENUES	23,212	24,440	18,547	(5,893)
EXPENDITURES				
Current:				
Instruction	-	-	-	-
Support Services:				
Students	23,212	24,440	24,440	-
Instruction	-	-	-	-
General administration	-	-	-	-
School administration	-	-	-	-
Central services	-	-	-	-
Operation & maintenance of plant	-	-	-	-
Student transportation	-	-	-	-
Other support services	-	-	-	-
Operation of non-instructional services:				
Community services operations	-	-	-	-
Food services operations	-	-	-	-
Capital outlay	-	-	-	-
TOTAL EXPENDITURES	23,212	24,440	24,440	-
EXCESS (DEFICIENCY) OF REVENUES OVER (UNDER) EXPENDITURES	-	-	(5,893)	5,893
DESIGNATED CASH	-	-	-	-
NET CHANGES IN FUND BALANCES	$ -	$ -	(5,893)	$ (5,893)
RECONCILIATION TO GAAP BASIS				
Adjustments to revenues			5,893	
Adjustments to expenditures			-	
NET CHANGES IN FUND BALANCES			$ -	

The accompanying notes are an integral part of the financial statements.

STATE OF NEW MEXICO
ALBUQUERQUE MUNICIPAL SCHOOL DISTRICT NO. 12
SOUTH VALLEY ACADEMY
ENGLISH LANGUAGE ACQUISITION (FUND 24153)
STATEMENT OF REVENUES, EXPENDITURES AND CHANGES IN
FUND BALANCE - BUDGET (BUDGETARY BASIS) AND ACTUAL
Year Ended June 30, 2014

	Budgeted Amounts		Actual Amounts	Variance From Final Budget
	Original	Final	(Budgetary Basis)	Positive (Negative)
REVENUES				
Local and county sources	$ -	$ -	$ -	$ -
State sources	-	-	-	-
Federal sources	2,352	2,352	923	(1,429)
Interest	-	-	-	-
TOTAL REVENUES	2,352	2,352	923	(1,429)
EXPENDITURES				
Current:				
Instruction	2,352	2,352	1,542	810
Support Services:				
Students	-	-	-	-
Instruction	-	-	-	-
General administration	-	-	-	-
School administration	-	-	-	-
Central services	-	-	-	-
Operation & maintenance of plant	-	-	-	-
Student transportation	-	-	-	-
Other support services	-	-	-	-
Operation of non-instructional services:				
Community services operations	-	-	-	-
Food services operations	-	-	-	-
Capital outlay	-	-	-	-
TOTAL EXPENDITURES	2,352	2,352	1,542	810
EXCESS (DEFICIENCY) OF REVENUES OVER (UNDER) EXPENDITURES	-	-	(619)	619
DESIGNATED CASH	-	-	-	-
NET CHANGES IN FUND BALANCES	$ -	$ -	(619)	$ (619)
RECONCILIATION TO GAAP BASIS				
Adjustments to revenues			827	
Adjustments to expenditures			(208)	
NET CHANGES IN FUND BALANCES			$ -	

The accompanying notes are an integral part of the financial statements.

STATE OF NEW MEXICO
ALBUQUERQUE MUNICIPAL SCHOOL DISTRICT NO. 12
SOUTH VALLEY ACADEMY
TEACHER/PRINCIPAL TRAINING (FUND 24154)
STATEMENT OF REVENUES, EXPENDITURES AND CHANGES IN
FUND BALANCE - BUDGET (BUDGETARY BASIS) AND ACTUAL
Year Ended June 30, 2014

	Budgeted Amounts		Actual Amounts	Variance From Final Budget
	Original	Final	(Budgetary Basis)	Positive (Negative)
REVENUES				
Local and county sources	$ -	$ -	$ -	$ -
State sources	-	-	-	-
Federal sources	11,178	15,789	31,117	15,328
Interest	-	-	-	-
TOTAL REVENUES	11,178	15,789	31,117	15,328
EXPENDITURES				
Current:				
Instruction	11,178	15,789	15,789	-
Support Services:				
Students	-	-	-	-
Instruction	-	-	-	-
General administration	-	-	-	-
School administration	-	-	-	-
Central services	-	-	-	-
Operation & maintenance of plant	-	-	-	-
Student transportation	-	-	-	-
Other support services	-	-	-	-
Operation of non-instructional services:				
Community services operations	-	-	-	-
Food services operations	-	-	-	-
Capital outlay	-	-	-	-
TOTAL EXPENDITURES	11,178	15,789	15,789	-
EXCESS (DEFICIENCY) OF REVENUES OVER (UNDER) EXPENDITURES	-	-	15,328	(15,328)
DESIGNATED CASH	-	-	-	-
NET CHANGES IN FUND BALANCES	$ -	$ -	15,328	$ 15,328
RECONCILIATION TO GAAP BASIS				
Adjustments to revenues			(15,328)	
Adjustments to expenditures			-	
NET CHANGES IN FUND BALANCES			$ -	

The accompanying notes are an integral part of the financial statements.

STATE OF NEW MEXICO
ALBUQUERQUE MUNICIPAL SCHOOL DISTRICT NO. 12
SOUTH VALLEY ACADEMY
TITLE I SCHOOL IMPROVEMENT (FUND 24162)
STATEMENT OF REVENUES, EXPENDITURES AND CHANGES IN
FUND BALANCE - BUDGET (BUDGETARY BASIS) AND ACTUAL
Year Ended June 30, 2014

	Budgeted Amounts		Actual Amounts	Variance From Final Budget
	Original	Final	(Budgetary Basis)	Positive (Negative)
REVENUES				
Local and county sources	$ -	$ -	$ -	$ -
State sources	-	-	-	-
Federal sources	-	42,104	32,104	(10,000)
Interest	-	-	-	-
TOTAL REVENUES	-	42,104	32,104	(10,000)
EXPENDITURES				
Current:				
Instruction	-	32,104	32,104	-
Support Services:				
Students	-	10,000	4,263	5,737
Instruction	-	-	-	-
General administration	-	-	-	-
School administration	-	-	-	-
Central services	-	-	-	-
Operation & maintenance of plant	-	-	-	-
Student transportation	-	-	-	-
Other support services	-	-	-	-
Operation of non-instructional services:				
Community services operations	-	-	-	-
Food services operations	-	-	-	-
Capital outlay	-	-	-	-
TOTAL EXPENDITURES	-	42,104	36,367	5,737
EXCESS (DEFICIENCY) OF REVENUES OVER (UNDER) EXPENDITURES	-	-	(4,263)	4,263
DESIGNATED CASH	-	-	-	-
NET CHANGES IN FUND BALANCES	$ -	$ -	(4,263)	$ (4,263)
RECONCILIATION TO GAAP BASIS				
Adjustments to revenues			4,263	
Adjustments to expenditures			-	
NET CHANGES IN FUND BALANCES			$ -	

The accompanying notes are an integral part of the financial statements.

STATE OF NEW MEXICO
ALBUQUERQUE MUNICIPAL SCHOOL DISTRICT NO. 12
SOUTH VALLEY ACADEMY
CHILD & ADULT FOOD PROGRAM (FUND 25171)
STATEMENT OF REVENUES, EXPENDITURES AND CHANGES IN
FUND BALANCE - BUDGET (BUDGETARY BASIS) AND ACTUAL
Year Ended June 30, 2014

	Budgeted Amounts		Actual Amounts	Variance From Final Budget
	Original	Final	(Budgetary Basis)	Positive (Negative)
REVENUES				
Local and county sources	$ -	$ -	$ -	$ -
State sources	-	-	-	-
Federal sources	-	52,498	52,498	-
Interest	-	-	-	-
TOTAL REVENUES	-	52,498	52,498	-
EXPENDITURES				
Current:				
Instruction	-	-	-	-
Support Services:				
Students	-	-	-	-
Instruction	-	-	-	-
General administration	-	-	-	-
School administration	-	-	-	-
Central services	-	-	-	-
Operation & maintenance of plant	-	-	-	-
Student transportation	-	-	-	-
Other support services	-	-	-	-
Operation of non-instructional services:				
Community services operations	-	-	-	-
Food services operations	-	52,498	50,883	1,615
Capital outlay	-	-	-	-
TOTAL EXPENDITURES	-	52,498	50,883	1,615
EXCESS (DEFICIENCY) OF REVENUES OVER (UNDER) EXPENDITURES	-	-	1,615	(1,615)
DESIGNATED CASH	-	-	-	-
NET CHANGES IN FUND BALANCES	$ -	$ -	1,615	$ 1,615
RECONCILIATION TO GAAP BASIS				
Adjustments to revenues			-	
Adjustments to expenditures			-	
NET CHANGES IN FUND BALANCES			$ 1,615	

The accompanying notes are an integral part of the financial statements.

STATE OF NEW MEXICO
ALBUQUERQUE MUNICIPAL SCHOOL DISTRICT NO. 12
SOUTH VALLEY ACADEMY
CES (FUND 26185)
STATEMENT OF REVENUES, EXPENDITURES AND CHANGES IN
FUND BALANCE - BUDGET (BUDGETARY BASIS) AND ACTUAL
Year Ended June 30, 2014

	Budgeted Amounts		Actual Amounts	Variance From Final Budget
	Original	Final	(Budgetary Basis)	Positive (Negative)
REVENUES				
Local and county sources	$ -	$ -	$ -	$ -
State sources	-	-	-	-
Federal sources	-	-	-	-
Interest	-	-	-	-
TOTAL REVENUES	-	-	-	-
EXPENDITURES				
Current:				
Instruction	-	-	-	-
Support Services:				
Students	-	-	-	-
Instruction	-	-	-	-
General administration	-	-	-	-
School administration	-	-	-	-
Central services	-	-	-	-
Operation & maintenance of plant	-	-	-	-
Student transportation	-	-	-	-
Other support services	-	-	-	-
Operation of non-instructional services:				
Community services operations	-	-	-	-
Food services operations	-	-	-	-
Capital outlay	-	-	-	-
TOTAL EXPENDITURES	-	-	-	-
EXCESS (DEFICIENCY) OF REVENUES OVER (UNDER) EXPENDITURES	-	-	-	-
DESIGNATED CASH	-	-	-	-
NET CHANGES IN FUND BALANCES	$ -	$ -	-	$ -
RECONCILIATION TO GAAP BASIS				
Permanent Cash Transfer			(10,983)	
Adjustments to expenditures			-	
NET CHANGES IN FUND BALANCES			$ (10,983)	

The accompanying notes are an integral part of the financial statements.

STATE OF NEW MEXICO
ALBUQUERQUE MUNICIPAL SCHOOL DISTRICT NO. 12
SOUTH VALLEY ACADEMY
CENTER FOR EDUCATIONAL INITIATIVES (FUND 26188)
STATEMENT OF REVENUES, EXPENDITURES AND CHANGES IN
FUND BALANCE - BUDGET (BUDGETARY BASIS) AND ACTUAL
Year Ended June 30, 2014

	Budgeted Amounts		Actual Amounts	Variance From Final Budget
	Original	Final	(Budgetary Basis)	Positive (Negative)
REVENUES				
Local and county sources	$ -	$ -	$ -	$ -
State sources	-	-	-	-
Federal sources	-	-	-	-
Interest	-	-	-	-
TOTAL REVENUES	-	-	-	-
EXPENDITURES				
Current:				
Instruction	-	-	-	-
Support Services:				
Students	-	-	-	-
Instruction	-	-	-	-
General administration	-	-	-	-
School administration	-	-	-	-
Central services	-	-	-	-
Operation & maintenance of plant	-	-	-	-
Student transportation	-	-	-	-
Other support services	-	-	-	-
Operation of non-instructional services:				
Community services operations	-	-	-	-
Food services operations	-	-	-	-
Capital outlay	-	-	-	-
TOTAL EXPENDITURES	-	-	-	-
EXCESS (DEFICIENCY) OF REVENUES OVER (UNDER) EXPENDITURES	-	-	-	-
DESIGNATED CASH	-	-	-	-
NET CHANGES IN FUND BALANCES	$ -	$ -	-	$ -
RECONCILIATION TO GAAP BASIS				
Permanent Cash Transfer			(2,144)	
Adjustments to expenditures			-	
NET CHANGES IN FUND BALANCES			$ (2,144)	

The accompanying notes are an integral part of the financial statements.

STATE OF NEW MEXICO
ALBUQUERQUE MUNICIPAL SCHOOL DISTRICT NO. 12
SOUTH VALLEY ACADEMY
CNM FOUNDATION (FUND 26207)
STATEMENT OF REVENUES, EXPENDITURES AND CHANGES IN
FUND BALANCE - BUDGET (BUDGETARY BASIS) AND ACTUAL
Year Ended June 30, 2014

	Budgeted Amounts		Actual Amounts	Variance From Final Budget
	Original	Final	(Budgetary Basis)	Positive (Negative)
REVENUES				
Local and county sources	$ -	$ -	$ -	$ -
State sources	-	-	-	-
Federal sources	-	-	-	-
Interest	-	-	-	-
TOTAL REVENUES	-	-	-	-
EXPENDITURES				
Current:				
Instruction	-	-	-	-
Support Services:				
Students	-	950	295	655
Instruction	-	-	-	-
General administration	-	-	-	-
School administration	-	-	-	-
Central services	-	-	-	-
Operation & maintenance of plant	-	-	-	-
Student transportation	-	-	-	-
Other support services	-	-	-	-
Operation of non-instructional services:				
Community services operations	-	-	-	-
Food services operations	-	-	-	-
Capital outlay	-	-	-	-
TOTAL EXPENDITURES	-	950	295	655
EXCESS (DEFICIENCY) OF REVENUES OVER (UNDER) EXPENDITURES	-	(950)	(295)	(655)
DESIGNATED CASH	-	950	-	(950)
NET CHANGES IN FUND BALANCES	$ -	$ -	(295)	$ (295)
RECONCILIATION TO GAAP BASIS				
Adjustments to revenues			-	
Adjustments to expenditures			-	
NET CHANGES IN FUND BALANCES			$ (295)	

The accompanying notes are an integral part of the financial statements.

STATE OF NEW MEXICO
ALBUQUERQUE MUNICIPAL SCHOOL DISTRICT NO. 12
SOUTH VALLEY ACADEMY
NEXT GENERATION ASSESSMENTS (FUND 27185)
STATEMENT OF REVENUES, EXPENDITURES AND CHANGES IN
FUND BALANCE - BUDGET (BUDGETARY BASIS) AND ACTUAL
Year Ended June 30, 2014

	Budgeted Amounts		Actual Amounts	Variance From Final Budget
	Original	Final	(Budgetary Basis)	Positive (Negative)
REVENUES				
Local and county sources	$ -	$ -	$ -	$ -
State sources	-	10,396	-	(10,396)
Federal sources	-	-	-	-
Interest	-	-	-	-
TOTAL REVENUES	-	10,396	-	(10,396)
EXPENDITURES				
Current:				
Instruction	-	-	-	-
Support Services:				
Students	-	-	-	-
Instruction	-	10,396	10,396	-
General administration	-	-	-	-
School administration	-	-	-	-
Central services	-	-	-	-
Operation & maintenance of plant	-	-	-	-
Student transportation	-	-	-	-
Other support services	-	-	-	-
Operation of non-instructional services:				
Community services operations	-	-	-	-
Food services operations	-	-	-	-
Capital outlay	-	-	-	-
TOTAL EXPENDITURES	-	10,396	10,396	-
EXCESS (DEFICIENCY) OF REVENUES OVER (UNDER) EXPENDITURES	-	-	(10,396)	10,396
DESIGNATED CASH	-	-	-	-
NET CHANGES IN FUND BALANCES	$ -	$ -	(10,396)	$ (10,396)
RECONCILIATION TO GAAP BASIS				
Adjustments to revenues			10,396	
Adjustments to expenditures			-	
NET CHANGES IN FUND BALANCES			$ -	

The accompanying notes are an integral part of the financial statements.

STATE OF NEW MEXICO
ALBUQUERQUE MUNICIPAL SCHOOL DISTRICT NO. 12
SOUTH VALLEY ACADEMY
YOUTH CONSERVATION CORPS (FUND 28133)
STATEMENT OF REVENUES, EXPENDITURES AND CHANGES IN
FUND BALANCE - BUDGET (BUDGETARY BASIS) AND ACTUAL
Year Ended June 30, 2014

	Budgeted Amounts		Actual Amounts	Variance From Final Budget
	Original	Final	(Budgetary Basis)	Positive (Negative)
REVENUES				
Local and county sources	$ -	$ -	$ -	$ -
State sources	-	23,032	42,065	19,033
Federal sources	-	-	-	-
Interest	-	-	-	-
TOTAL REVENUES	-	23,032	42,065	19,033
EXPENDITURES				
Current:				
Instruction	-	1,800	1,800	-
Support Services:				
Students	-	20,732	20,732	-
Instruction	-	-	-	-
General administration	-	-	-	-
School administration	-	-	-	-
Central services	-	500	500	-
Operation & maintenance of plant	-	-	-	-
Student transportation	-	-	-	-
Other support services	-	-	-	-
Operation of non-instructional services:				
Community services operations	-	-	-	-
Food services operations	-	-	-	-
Capital outlay	-	-	-	-
TOTAL EXPENDITURES	-	23,032	23,032	-
EXCESS (DEFICIENCY) OF REVENUES OVER (UNDER) EXPENDITURES	-	-	19,033	(19,033)
DESIGNATED CASH	-	-	-	-
NET CHANGES IN FUND BALANCES	$ -	$ -	19,033	$ 19,033
RECONCILIATION TO GAAP BASIS				
Adjustments to revenues			(19,033)	
Adjustments to expenditures			-	
NET CHANGES IN FUND BALANCES			$ -	

The accompanying notes are an integral part of the financial statements.

STATE OF NEW MEXICO
ALBUQUERQUE MUNICIPAL SCHOOL DISTRICT NO. 12
SOUTH VALLEY ACADEMY
PRIVATE DIRECT GRANTS (FUND 29102)
STATEMENT OF REVENUES, EXPENDITURES AND CHANGES IN
FUND BALANCE - BUDGET (BUDGETARY BASIS) AND ACTUAL
Year Ended June 30, 2014

	Budgeted Amounts		Actual Amounts	Variance From Final Budget
	Original	Final	(Budgetary Basis)	Positive (Negative)
REVENUES				
Local and county sources	$ -	$ 8,336	$ 13,121	$ 4,785
State sources	-	-	-	-
Federal sources	-	-	-	-
Interest	-	-	-	-
TOTAL REVENUES	-	8,336	13,121	4,785
EXPENDITURES				
Current:				
Instruction	-	8,337	8,337	-
Support Services:				
Students	-	-	-	-
Instruction	-	-	-	-
General administration	-	-	-	-
School administration	-	18,703	12,331	6,372
Central services	-	-	-	-
Operation & maintenance of plant	-	-	-	-
Student transportation	-	-	-	-
Other support services	-	-	-	-
Operation of non-instructional services:				
Community services operations	-	-	-	-
Food services operations	-	-	-	-
Capital outlay	-	-	-	-
TOTAL EXPENDITURES	-	27,040	20,668	6,372
EXCESS (DEFICIENCY) OF REVENUES OVER (UNDER) EXPENDITURES	-	(18,704)	(7,547)	(11,157)
DESIGNATED CASH	-	18,704	-	(18,704)
NET CHANGES IN FUND BALANCES	$ -	$ -	(7,547)	$ (7,547)
RECONCILIATION TO GAAP BASIS				
Permanent Cash Transfer			13,127	
Adjustments to revenues			(4,035)	
Adjustments to expenditures			-	
NET CHANGES IN FUND BALANCES			$ 1,545	

The accompanying notes are an integral part of the financial statements.

STATE OF NEW MEXICO
ALBUQUERQUE MUNICIPAL SCHOOL DISTRICT NO. 12
SOUTH VALLEY ACADEMY
CITY/COUNTY GRANTS (FUND 29107)
STATEMENT OF REVENUES, EXPENDITURES AND CHANGES IN
FUND BALANCE - BUDGET (BUDGETARY BASIS) AND ACTUAL
Year Ended June 30, 2014

	Budgeted Amounts		Actual Amounts	Variance From Final Budget
	Original	Final	(Budgetary Basis)	Positive (Negative)
REVENUES				
Local and county sources	$ -	$ -	$ -	$ -
State sources	-	-	-	-
Federal sources	-	-	-	-
Interest	-	-	-	-
TOTAL REVENUES	-	-	-	-
EXPENDITURES				
Current:				
Instruction	-	-	-	-
Support Services:				
Students	-	-	-	-
Instruction	-	-	-	-
General administration	-	-	-	-
School administration	-	-	-	-
Central services	-	-	-	-
Operation & maintenance of plant	-	-	-	-
Student transportation	-	-	-	-
Other support services	-	-	-	-
Operation of non-instructional services:				
Community services operations	-	-	-	-
Food services operations	-	-	-	-
Capital outlay	-	-	-	-
TOTAL EXPENDITURES	-	-	-	-
EXCESS (DEFICIENCY) OF REVENUES OVER (UNDER) EXPENDITURES	-	-	-	-
DESIGNATED CASH	-	-	-	-
NET CHANGES IN FUND BALANCES	$ -	$ -	-	$ -
RECONCILIATION TO GAAP BASIS				
Permanent Cash Transfer			(3,001)	
Adjustments to expenditures			-	
NET CHANGES IN FUND BALANCES			$ (3,001)	

The accompanying notes are an integral part of the financial statements.

STATE OF NEW MEXICO
ALBUQUERQUE MUNICIPAL SCHOOL DISTRICT NO. 12
SOUTH VALLEY ACADEMY
McCUNE CHARITABLE FOUNDATION (FUND 29114)
STATEMENT OF REVENUES, EXPENDITURES AND CHANGES IN
FUND BALANCE - BUDGET (BUDGETARY BASIS) AND ACTUAL
Year Ended June 30, 2014

	Budgeted Amounts		Actual Amounts	Variance From Final Budget
	Original	Final	(Budgetary Basis)	Positive (Negative)
REVENUES				
Local and county sources	$ -	$ -	$ 57,500	$ 57,500
State sources	-	-	-	-
Federal sources	-	-	-	-
Interest	-	-	-	-
TOTAL REVENUES	-	-	57,500	57,500
EXPENDITURES				
Current:				
Instruction	-	-	-	-
Support Services:				
Students	-	46,305	20,000	26,305
Instruction	-	-	-	-
General administration	-	-	-	-
School administration	-	-	-	-
Central services	-	-	-	-
Operation & maintenance of plant	-	-	-	-
Student transportation	-	-	-	-
Other support services	-	-	-	-
Operation of non-instructional services:				
Community services operations	-	-	-	-
Food services operations	-	-	-	-
Capital outlay	-	-	-	-
TOTAL EXPENDITURES	-	46,305	20,000	26,305
EXCESS (DEFICIENCY) OF REVENUES OVER (UNDER) EXPENDITURES	-	(46,305)	37,500	(83,805)
DESIGNATED CASH	-	46,305	-	(46,305)
NET CHANGES IN FUND BALANCES	$ -	$ -	37,500	$ 37,500
RECONCILIATION TO GAAP BASIS				
Adjustments to revenues			(37,500)	
Adjustments to expenditures			-	
NET CHANGES IN FUND BALANCES			$ -	

The accompanying notes are an integral part of the financial statements.

STATE OF NEW MEXICO
ALBUQUERQUE MUNICIPAL SCHOOL DISTRICT NO. 12
SOUTH VALLEY ACADEMY
PUBLIC SCHOOLS CAPITAL OUTLAY (FUND 31200)
STATEMENT OF REVENUES, EXPENDITURES AND CHANGES IN
FUND BALANCE - BUDGET (BUDGETARY BASIS) AND ACTUAL
Year Ended June 30, 2014

	Budgeted Amounts		Actual Amounts	Variance From Final Budget
	Original	Final	(Budgetary Basis)	Positive (Negative)
REVENUES				
Local and county sources	$ -	$ -	$ -	$ -
State sources	-	180,918	135,689	(45,229)
Federal sources	-	-	-	-
Interest	-	-	-	-
TOTAL REVENUES	-	180,918	135,689	(45,229)
EXPENDITURES				
Current:				
Instruction	-	-	-	-
Support Services:				
Students	-	-	-	-
Instruction	-	-	-	-
General administration	-	-	-	-
School administration	-	-	-	-
Central services	-	-	-	-
Operation & maintenance of plant	-	-	-	-
Student transportation	-	-	-	-
Other support services	-	-	-	-
Operation of non-instructional services:				
Community services operations	-	-	-	-
Food services operations	-	-	-	-
Capital outlay	-	180,918	180,918	-
TOTAL EXPENDITURES	-	180,918	180,918	-
EXCESS (DEFICIENCY) OF REVENUES OVER (UNDER) EXPENDITURES	-	-	(45,229)	45,229
DESIGNATED CASH	-	-	-	-
NET CHANGES IN FUND BALANCES	$ -	$ -	(45,229)	$ (45,229)
RECONCILIATION TO GAAP BASIS				
Adjustments to revenues			45,229	
Adjustments to expenditures			-	
NET CHANGES IN FUND BALANCES			$ -	

The accompanying notes are an integral part of the financial statements.

STATE OF NEW MEXICO
ALBUQUERQUE MUNICIPAL SCHOOL DISTRICT NO. 12
SOUTH VALLEY ACADEMY
HB33 CAPITAL IMPROVEMENTS (FUND 31600)
STATEMENT OF REVENUES, EXPENDITURES AND CHANGES IN
FUND BALANCE - BUDGET (BUDGETARY BASIS) AND ACTUAL
Year Ended June 30, 2014

	Budgeted Amounts		Actual Amounts	Variance From Final Budget
	Original	Final	(Budgetary Basis)	Positive (Negative)
REVENUES				
Local and county sources	$ 146,442	$ 146,442	$ 146,352	$ (90)
State sources	-	-	-	-
Federal sources	-	-	-	-
Interest	-	-	-	-
TOTAL REVENUES	146,442	146,442	146,352	(90)
EXPENDITURES				
Current:				
Instruction	-	-	-	-
Support Services:				
Students	-	-	-	-
Instruction	-	-	-	-
General administration	-	-	-	-
School administration	-	-	-	-
Central services	-	-	-	-
Operation & maintenance of plant	-	-	-	-
Student transportation	-	-	-	-
Other support services	-	-	-	-
Operation of non-instructional services:				
Community services operations	-	-	-	-
Food services operations	-	-	-	-
Capital outlay	251,332	199,545	156,580	42,965
TOTAL EXPENDITURES	251,332	199,545	156,580	42,965
EXCESS (DEFICIENCY) OF REVENUES OVER (UNDER) EXPENDITURES	(104,890)	(53,103)	(10,228)	(42,875)
DESIGNATED CASH	104,890	53,103	-	(53,103)
NET CHANGES IN FUND BALANCES	$ -	$ -	(10,228)	$ (10,228)
RECONCILIATION TO GAAP BASIS				
Adjustments to revenues			2,368	
Adjustments to expenditures			7,860	
NET CHANGES IN FUND BALANCES			$ -	

The accompanying notes are an integral part of the financial statements.

STATE OF NEW MEXICO
ALBUQUERQUE MUNICIPAL SCHOOL DISTRICT NO. 12
SOUTH VALLEY ACADEMY
SB9 CAPITAL IMPROVEMENTS (FUND 31700)
STATEMENT OF REVENUES, EXPENDITURES AND CHANGES IN
FUND BALANCE - BUDGET (BUDGETARY BASIS) AND ACTUAL
Year Ended June 30, 2014

	Budgeted Amounts		Actual Amounts	Variance From Final Budget
	Original	Final	(Budgetary Basis)	Positive (Negative)
REVENUES				
Local and county sources	$ 73,230	$ 73,230	$ 68,594	$ (4,636)
State sources	4,553	4,553	6,266	1,713
Federal sources	-	-	-	-
Interest	-	-	-	-
TOTAL REVENUES	77,783	77,783	74,860	(2,923)
EXPENDITURES				
Current:				
Instruction	-	-	-	-
Support Services:				
Students	-	-	-	-
Instruction	-	-	-	-
General administration	733	733	-	733
School administration	-	-	-	-
Central services	-	-	-	-
Operation & maintenance of plant	-	-	-	-
Student transportation	-	-	-	-
Other support services	-	-	-	-
Operation of non-instructional services:				
Community services operations	-	-	-	-
Food services operations	-	-	-	-
Capital outlay	77,050	77,050	56,808	20,242
TOTAL EXPENDITURES	77,783	77,783	56,808	20,975
EXCESS (DEFICIENCY) OF REVENUES OVER (UNDER) EXPENDITURES	-	-	18,052	(18,052)
DESIGNATED CASH	-	-	-	-
NET CHANGES IN FUND BALANCES	$ -	$ -	18,052	$ 18,052
RECONCILIATION TO GAAP BASIS				
Adjustments to revenues			(18,052)	
Adjustments to expenditures			-	
NET CHANGES IN FUND BALANCES			$ -	

The accompanying notes are an integral part of the financial statements.

STATE OF NEW MEXICO
ALBUQUERQUE MUNICIPAL SCHOOL DISTRICT NO. 12
SOUTH VALLEY ACADEMY
STATEMENT OF FIDUCIARY ASSETS AND LIABILITIES - AGENCY FUNDS
June 30, 2014

	Agency Funds
ASSETS	
Cash and cash equivalents	$ 14,822
TOTAL ASSETS	$ 14,822
LIABILITIES	
Deposits held for others	$ 14,822
TOTAL LIABILITIES	$ 14,822

The accompanying notes are an integral part of the financial statements.

STATE OF NEW MEXICO
ALBUQUERQUE MUNICIPAL SCHOOL DISTRICT NO. 12
SOUTH VALLEY ACADEMY
SCHEDULE OF CHANGES IN ASSETS AND LIABILITIES - AGENCY FUNDS
Year Ended June 30, 2014

	Balance, July 1, 2013	Additions	Deletions	Balance, June 30, 2014
ASSETS				
Other receivable	$ 10,760	$ 30,795	$ (26,733)	14,822
TOTAL ASSETS	$ 10,760	$ 30,795	$ (26,733)	$ 14,822
LIABILITIES				
Deposits held or others	$ 10,760	$ 30,795	$ (26,733)	$ 14,822
TOTAL ASSETS	$ 10,760	$ 30,795	$ (26,733)	$ 14,822

The accompanying notes are an integral part of the financial statements.

STATE OF NEW MEXICO
ALBUQUERQUE MUNICIPAL SCHOOL DISTRICT NO. 12
SOUTH VALLEY ACADEMY
SCHEDULE OF COLLATERAL PLEDGED BY DEPOSITORY
FOR PUBLIC FUNDS
June 30, 2014

Name of Depository	Description of Pledged Collateral	Fair/Par Market Value June 30, 2014	Safekeeping Agent
Bank of Oklahoma	FN MA0577 11/01/2020	$ 163,822	Federal Home Loan Bank, Topeka
Bank of Oklahoma	3136A5J80 Matures 05/27/2027	106,093	Federal Home Loan Bank, Topeka
Bank of Oklahoma	3137APHD5 Matures 06/15/2026	424,908	Federal Home Loan Bank, Topeka
Bank of Oklahoma	38376PTE0 Matures 10/20/2032	154,800	Federal Home Loan Bank, Topeka
		$ 849,623	

The accompanying notes are an integral part of the financial statements.

STATE OF NEW MEXICO
ALBUQUERQUE MUNICIPAL SCHOOL DISTRICT NO. 12
SOUTH VALLEY ACADEMY
SCHEDULE OF CASH AND CASH EQUIVALENTS
June 30, 2014

Operating account	$	871,285
Petty cash		100
Total on deposit		871,385
Reconciling items		(40,167)
Reconciled balance at June 30, 2014		831,218
Less activity funds		(14,822)
Balance per Exhibit A-1	$	816,396

The accompanying notes are an integral part of the financial statements.

Schedule III

STATE OF NEW MEXICO
ALBUQUERQUE MUNICIPAL SCHOOL DISTRICT NO. 12
SOUTH VALLEY ACADEMY
CASH RECONCILIATION
June 30, 2014

	Operational Account 11000	Pupil Transportation 13000	Instructional Materials 14000	Food Services 21000	Student Activity 23000	Projects Account 24000	Direct Account 25000
June 30, 2013 Cash (Book Balance)	$ 467,023	$ 1,772	$ 13,677	$ 708	$ 10,760	$ -	$ 1,611
June 30, 2013 Payroll Liabilities	(158,368)	-	-	-	-	(7,477)	-
June 30, 2013 Temporary Interfund Loans	104,618	-	-	-	-	(79,439)	-
June 30, 2013 Adjustments/Reconciling Differences	-	-	-	-	-	-	-
June 30, 2013 Cash Available to Budget	413,273	1,772	13,677	708	10,760	(86,916)	1,611
2013-2014 Revenue	3,112,975	88,621	23,508	156,260	30,795	153,356	52,498
2013-2014 Expenditures	(2,953,747)	(60,843)	(33,351)	(143,368)	(26,735)	(207,937)	(50,883)
Permanent Cash Transfers/Reversions	3,001	-	-	-	-	-	-
Adjustments	208	-	-	-	-	(208)	-
June 30, 2014 Cash Available to Budget	575,710	29,550	3,834	13,600	14,820	(141,705)	3,226
June 30, 2014 Payroll Liabilities	214,932	-	-	-	-	13,504	-
June 30, 2014 Temporary Interfund Loans	(183,826)	-	-	-	-	128,201	-
June 30, 2014 Adjustments/Reconciling Differences	-	-	-	-	2	-	-
June 30, 2014 Cash (Book Balance)	$ 606,816	$ 29,550	$ 3,834	$ 13,600	$ 14,822	$ -	$ 3,226

Schedule III

STATE OF NEW MEXICO
ALBUQUERQUE MUNICIPAL SCHOOL DISTRICT NO. 12
SOUTH VALLEY ACADEMY
CASH RECONCILIATION
June 30, 2014

	Grants Fund 26000	State Flowthrough Fund 27000	State Direct Account 28000	Local/State Account 29000	Public School Capital Outlay 31200	Special Capital Outlay 31400
June 30, 2013 Cash (Book Balance)	$ 14,077	$ -	$ -	$ 63,975	$ -	$ -
June 30, 2013 Payroll Liabilities	-	-	(120)	-	-	-
June 30, 2013 Temporary Interfund Loans	-	-	(18,913)	-	-	-
June 30, 2013 Adjustments/Reconciling Differences	-	-	-	-	-	-
June 30, 2013 Cash Available to Budget	14,077	-	(19,033)	63,975	-	-
2013-2014 Revenue	-	-	42,065	70,621	135,689	-
2013-2014 Expenditures	(295)	(10,396)	(23,032)	(40,668)	(180,918)	-
Permanent Cash Transfers/Reversions	(13,127)	-	-	10,126	-	-
Adjustments	-	-	-	-	-	-
June 30, 2014 Cash Available to Budget	655	(10,396)	-	104,054	(45,229)	-
June 30, 2014 Payroll Liabilities	-	-	-	-	-	-
June 30, 2014 Temporary Interfund Loans	-	10,396	-	-	45,229	-
June 30, 2014 Adjustments/Reconciling Differences	-	-	-	-	-	-
June 30, 2014 Cash (Book Balance)	$ 655	$ -	$ -	$ 104,054	$ -	$ -

STATE OF NEW MEXICO
ALBUQUERQUE MUNICIPAL SCHOOL DISTRICT NO. 12
SOUTH VALLEY ACADEMY
CASH RECONCILIATION
June 30, 2014

	Capital Improve. HB 33 31600	Capital Improve. SB 9 31700	Total Primary Government
June 30, 2013 Cash (Book Balance)	$ 53,103	$ -	$ 626,706
June 30, 2013 Payroll Liabilities	-	-	(165,965)
June 30, 2013 Temporary Interfund Loans	-	(6,266)	-
June 30, 2013 Adjustments/Reconciling Differences	-	-	-
June 30, 2013 Cash Available to Budget	53,103	(6,266)	460,741
2013-2014 Revenue	146,352	74,860	4,087,800
2013-2014 Expenditures	(156,580)	(56,808)	(3,945,561)
Permanent Cash Transfers/Reversions	-	-	-
Adjustments	-	-	-
June 30, 2014 Cash Available to Budget	42,875	11,786	602,780
June 30, 2014 Payroll Liabilities	-	-	228,436
June 30, 2014 Temporary Interfund Loans	-	-	-
June 30, 2014 Adjustments/Reconciling Differences	-	-	2
June 30, 2014 Cash (Book Balance)	$ 42,875	$ 11,786	$ 831,218
		Less Activity Funds	(14,822)
		Per Exhibit B-1	$ 816,396

The accompanying notes are an integral part of the financial statements.

STATE OF NEW MEXICO
ALBUQUERQUE MUNICIPAL SCHOOL DISTRICT NO. 12
THE BATAAN MILITARY ACADEMY
STATEMENT OF NET POSITION
June 30, 2014

	Governmental Activities
ASSETS	
Cash and cash equivalents	$ 63,626
Receivables, net of allowance for uncollectibles:	
Due from other governments	21,230
Prepaid expenses	-
Total current assets	84,856
NON-CURRENT ASSETS	
Capital assets:	
Building improvements	-
Furniture, fixtures and equipment	89,327
Less: accumulated depreciation	(89,327)
Total non-current assets	-
TOTAL ASSETS	$ 84,856
LIABILITIES, DEFERRED INFLOWS OF RESOURCES AND NET POSITION	
Accrued liabilities	$ -
Accounts payable	49,534
Due to other governments	-
Total liabilities	49,534
Deferred inflows of resources	26,991
Net investment in capital assets	-
Restricted	870
Unrestricted	7,461
Total net position	8,331
TOTAL LIABILITIES, DEFERRED INFLOWS OF RESOURCES AND NET POSITION	$ 84,856

The accompanying notes are an integral part of the financial statements.

STATE OF NEW MEXICO
ALBUQUERQUE MUNICIPAL SCHOOL DISTRICT NO. 12
THE BATAAN MILITARY ACADEMY
STATEMENT OF ACTIVITIES
Year Ended June 30, 2014

		Program Revenues			
FUNCTIONS/PROGRAMS	**Expenses**	**Charges for Services**	**Operating Grants and Contributions**	**Capital Grants and Contributions**	**Net Revenues (Expenses) and Changes in Net Position**
Governmental activities:					
Instruction	$ 809,193	$ 4,763	$ 40,773	$ -	$ (763,657)
Support services:					
Students	91,414	-	-	-	(91,414)
Instruction	12,624	-	954	-	(11,670)
General Administration	26,550	-	-	-	(26,550)
School Administration	298,757	-	-	-	(298,757)
Central Services	98,702	-	-	-	(98,702)
Operation & Maintenance of Plant	154,418	-	-	-	(154,418)
Student Transportation	-	-	-	-	-
Other support services	-	-	-	-	-
Operating of Non-instructional Services:					
Food Services Operations	-	-	-	-	-
Community Services Operations	-	-	-	-	-
Facilities, Materials, Supplies and Other Services	94,660	-	85,465	-	(9,195)
TOTAL GOVERNMENTAL ACTIVITIES	$ 1,586,318	$ 4,763	$ 127,192	$ -	(1,454,363)

GENERAL REVENUES	
State Equalization Guarantee	1,251,895
Property Taxes	9,195
Total general revenues	1,261,090
Change in net position	(193,273)
Net position, beginning of year	201,604
Net position, end of year	$ 8,331

The accompanying notes are an integral part of the financial statements.

Exhibit B-1

STATE OF NEW MEXICO
ALBUQUERQUE MUNICIPAL SCHOOL DISTRICT NO. 12
THE BATAAN MILITARY ACADEMY
BALANCE SHEET - GOVERNMENTAL FUNDS
June 30, 2014

	11000 General	14000 Instructional Materials	21000 Food Services	24106 IDEA-B Entitlement	24153 English Language Acquisition
ASSETS					
Cash and cash equivalents	$ 34,906	$ 184	$ 686	$ 859	$ -
Accounts receivable:					
Due from other governments	-	-	-	-	-
Due from other funds	21,230	-	-	-	-
Prepaid expenses	-	-	-	-	-
TOTAL ASSETS	$ 56,136	$ 184	$ 686	$ 859	$ -
LIABILITIES, DEFERRED INFLOWS OF RESOURCES AND FUND BALANCE					
Current liabilities:					
Accounts payable	$ -	$ -	$ -	$ -	$ -
Accrued liabilities	48,675	-	-	859	-
Due to other funds	-	-	-	-	-
Due to other governments	-	-	-	-	-
Total current liabilities	48,675	-	-	859	-
Deferred inflows of resources	-	-	-	-	-
Fund balances:					
Nonspendable	-	-	-	-	-
Restricted	-	184	686	-	-
Committed	-	-	-	-	-
Assigned	1,825	-	-	-	-
Unassigned (deficit)	5,636	-	-	-	-
Total fund balance (deficit)	7,461	184	686	-	-
TOTAL LIABILITIES, DEFERRED INFLOWS OF RESOURCES AND FUND BALANCE	$ 56,136	$ 184	$ 686	$ 859	$ -

Exhibit B-1

STATE OF NEW MEXICO
ALBUQUERQUE MUNICIPAL SCHOOL DISTRICT NO. 12
THE BATAAN MILITARY ACADEMY
BALANCE SHEET - GOVERNMENTAL FUNDS
June 30, 2014

	24154 Teacher/Principal Training	27185 Next Generation Assessments	31200 Public School Capital Outlay	31700 SB9 Capital Improvements	Total Primary Government
ASSETS					
Cash and cash equivalents	$ -	$ -	$ -	$ 26,991	$ 63,626
Accounts receivable:					
Due from other governments	-	-	21,230	-	21,230
Due from other funds	-	-	-	-	21,230
Prepaid expenses	-	-	-	-	-
TOTAL ASSETS	$ -	$ -	$ 21,230	$ 26,991	$ 106,086
LIABILITIES, DEFERRED INFLOWS OF RESOURCES AND FUND BALANCE					
Current liabilities:					
Accounts payable	$ -	$ -	$ -	$ -	$ -
Accrued liabilities	-	-	-	-	49,534
Due to other funds	-	-	21,230	-	21,230
Due to other governments	-	-	-	-	-
Total current liabilities	-	-	21,230	-	70,764
Deferred inflows of resources	-	-	-	26,991	26,991
Fund balances:					
Nonspendable	-	-	-	-	-
Restricted	-	-	-	-	870
Committed	-	-	-	-	-
Assigned	-	-	-	-	1,825
Unassigned (deficit)	-	-	-	-	5,636
Total fund balance (deficit)	-	-	-	-	8,331
TOTAL LIABILITIES, DEFERRED INFLOWS OF RESOURCES AND FUND BALANCE	$ -	$ -	$ 21,230	$ 26,991	$ 106,086

The accompanying notes are an integral part of the financial statements.

STATE OF NEW MEXICO
ALBUQUERQUE MUNICIPAL SCHOOL DISTRICT NO. 12
THE BATAAN MILITARY ACADEMY
RECONCILIATION OF THE BALANCE SHEET - GOVERNMENTAL FUNDS
TO THE STATEMENT OF NET POSITION
June 30, 2014

Total Fund Balance - Governmental Funds (Governmental Fund Balance Sheet)	$	8,331
Amounts reported for governmental activities in the Statement of Net Position are different because:		
Capital assets used in governmental activities are not financial resources and, therefore, are not reported in the funds.		
The cost of capital assets is:		89,327
Accumulated depreciation is:		(89,327)
Total capital assets		-
Long-term and certain other liabilities are not due and payable in the current period and, therefore, are not reported as liabilities in the funds.		
Long-term and other liabilities at year end consist of:		
Compensated absences payable		-
Total long-term and other liabilities		-
Net position of governmental activities (Statement of Net Position)	$	8,331

The accompanying notes are an integral part of the financial statements.

Exhibit B-3

STATE OF NEW MEXICO
ALBUQUERQUE MUNICIPAL SCHOOL DISTRICT NO. 12
THE BATAAN MILITARY ACADEMY
STATEMENT OF REVENUES, EXPENDITURES CHANGES IN
FUND BALANCES - GOVERNMENTAL FUNDS
Year Ended June 30, 2014

	11000 General	14000 Instructional Materials	21000 Food Services	24106 IDEA-B Entitlement	24153 English Language Acquisition
REVENUES					
Property taxes	$ -	$ -	$ -	$ -	$ -
Local and county sources	4,763	-	-	-	-
State sources	1,251,895	6,964	-	-	-
Federal sources	-	-	-	25,625	475
Interest	-	-	-	-	-
Total revenues	1,256,658	6,964	-	25,625	475
EXPENDITURES					
Current:					
Instruction	744,970	26,314	-	25,625	475
Support services:					
Students	91,414	-	-	-	-
Instruction	11,670	-	-	-	-
General administration	26,550	-	-	-	-
School administration	298,757	-	-	-	-
Central services	98,702	-	-	-	-
Operation & maintenance of plant	154,418	-	-	-	-
Student transportation	-	-	-	-	-
Other support services	-	-	-	-	-
Operation of non-instructional services:					
Community services operations	-	-	-	-	-
Food services operations	-	-	-	-	-
Capital outlay	-	-	-	-	-
Total expenditures	1,426,481	26,314	-	25,625	475
Excess (deficiency) of revenues over (under) expenditures	(169,823)	(19,350)	-	-	-
Other financing sources (uses):					
Other financing uses	-	-	-	-	-
Total other financing sources (uses)	-	-	-	-	-
NET CHANGES IN FUND BALANCES	(169,823)	(19,350)	-	-	-
FUND BALANCES, BEGINNING OF YEAR	177,284	19,534	686	-	-
FUND BALANCES, END OF YEAR	$ 7,461	$ 184	$ 686	$ -	$ -

Exhibit B-3

STATE OF NEW MEXICO
ALBUQUERQUE MUNICIPAL SCHOOL DISTRICT NO. 12
THE BATAAN MILITARY ACADEMY
STATEMENT OF REVENUES, EXPENDITURES CHANGES IN
FUND BALANCES - GOVERNMENTAL FUNDS
Year Ended June 30, 2014

	24154 Teacher/Principal Training	27185 Next Generation Assessments	31200 Public School Capital Outlay	31700 SB9 Capital Improvements	Total Primary Government
REVENUES					
Property taxes	$ -	$ -	$ -	$ 9,195	$ 9,195
Local and county sources	-	-	-	-	4,763
State sources	-	954	85,465	-	1,345,278
Federal sources	7,709	-	-	-	33,809
Interest	-	-	-	-	-
Total revenues	7,709	954	85,465	9,195	1,393,045
EXPENDITURES					
Current:					
Instruction	7,709	-	-	-	805,093
Support services:					
Students	-	-	-	-	91,414
Instruction	-	954	-	-	12,624
General administration	-	-	-	-	26,550
School administration	-	-	-	-	298,757
Central services	-	-	-	-	98,702
Operation & maintenance of plant	-	-	-	-	154,418
Student transportation	-	-	-	-	-
Other support services	-	-	-	-	-
Operation of non-instructional services:					
Community services operations	-	-	-	-	-
Food services operations	-	-	-	-	-
Capital outlay	-	-	85,465	9,195	94,660
Total expenditures	7,709	954	85,465	9,195	1,582,218
Excess (deficiency) of revenues over (under) expenditures	-	-	-	-	(189,173)
Other financing sources (uses):					
Other financing uses	-	-	-	-	-
Total other financing sources (uses)	-	-	-	-	-
NET CHANGES IN FUND BALANCES	-	-	-	-	(189,173)
FUND BALANCES, BEGINNING OF YEAR	-	-	-	-	197,504
FUND BALANCES, END OF YEAR	$ -	$ -	$ -	$ -	$ 8,331

The accompanying notes are an integral part of the financial statements.

STATE OF NEW MEXICO
ALBUQUERQUE MUNICIPAL SCHOOL DISTRICT NO. 12
THE BATAAN MILITARY ACADEMY
RECONCILIATION OF THE STATEMENT OF REVENUES, EXPENDITURES, AND CHANGES IN FUND BALANCES - GOVERNMENTAL FUNDS TO THE STATEMENT OF ACTIVITIES
Year Ended June 30, 2014

Net Changes in Fund Balances - Total Governmental Funds (Statement of Revenues, Expenditures, and Changes in Fund Balances)	$ (189,173)
Amounts reported for governmental activities in the Statement of Activities are different because:	
In the Statement of Activities, certain operating expenses - compensated absences (sick and annual leave) are measured by the amounts earned during the year. In the Governmental Funds, however, expenditures for these items are measured by the amounts of financial resources used (essentially, the amounts actually paid).	
The decrease in compensated absences for the fiscal year was:	-
Governmental Funds report capital outlays as expenditures. However, in the Statement of Activities, the cost of those assets is allocated over their estimated useful lives and reported as depreciation expense. In the current period, these amounts were:	
Capital outlay	-
Depreciation expense	(4,100)
Excess of depreciation expense over capital outlay	(4,100)
Loss/Adjustments on disposal of assets	-
Change in net position of governmental activities (Statement of Activities)	$ (193,273)

The accompanying notes are an integral part of the financial statements.

STATE OF NEW MEXICO
ALBUQUERQUE MUNICIPAL SCHOOL DISTRICT NO. 12
THE BATAAN MILITARY ACADEMY
GENERAL FUND (FUND 11000)
STATEMENT OF REVENUES, EXPENDITURES AND CHANGES IN
FUND BALANCE - BUDGET (BUDGETARY BASIS) AND ACTUAL
Year Ended June 30, 2014

	Budgeted Amounts		Actual Amounts	Variance From Final Budget
	Original	Final	(Budgetary Basis)	Positive (Negative)
REVENUES				
Local and county sources	$ 1,500	$ 1,500	$ 4,763	$ 3,263
State sources	1,251,895	1,251,895	1,251,895	-
Federal sources	-	-	-	-
Interest	-	-	-	-
TOTAL REVENUES	1,253,395	1,253,395	1,256,658	3,263
EXPENDITURES				
Current:				
Instruction	644,425	746,544	744,970	1,574
Support Services:				
Students	95,140	97,167	91,414	5,753
Instruction	10,700	10,951	11,670	(719)
General administration	29,940	26,960	26,550	410
School administration	263,287	303,651	298,757	4,894
Central services	38,850	100,515	98,702	1,813
Operation & maintenance of plant	316,041	144,891	154,418	(9,527)
Student transportation	-	-	-	-
Other support services	-	45,000	45,000	-
Operation of non-instructional services:				
Community services operations	-	-	-	-
Food services operations	-	-	-	-
Capital outlay	-	-	-	-
TOTAL EXPENDITURES	1,398,383	1,475,679	1,471,481	4,198
EXCESS (DEFICIENCY) OF REVENUES OVER (UNDER) EXPENDITURES	(144,988)	(222,284)	(214,823)	(7,461)
DESIGNATED CASH	144,988	222,284	-	(222,284)
NET CHANGES IN FUND BALANCES	$ -	$ -	(214,823)	$ (214,823)
RECONCILIATION TO GAAP BASIS				
Adjustments to revenues			-	
Adjustments to expenditures			45,000	
NET CHANGES IN FUND BALANCES			$ (169,823)	

The accompanying notes are an integral part of the financial statements.

STATE OF NEW MEXICO
ALBUQUERQUE MUNICIPAL SCHOOL DISTRICT NO. 12
THE BATAAN MILITARY ACADEMY
INSTRUCTIONAL MATERIALS (FUND 14000)
STATEMENT OF REVENUES, EXPENDITURES AND CHANGES IN
FUND BALANCE - BUDGET (BUDGETARY BASIS) AND ACTUAL
Year Ended June 30, 2014

	Budgeted Amounts		Actual Amounts	Variance From Final Budget
	Original	Final	(Budgetary Basis)	Positive (Negative)
REVENUES				
Local and county sources	$ -	$ -	$ -	$ -
State sources	13,353	13,353	8,782	(4,571)
Federal sources	-	-	-	-
Interest	-	-	-	-
TOTAL REVENUES	13,353	13,353	8,782	(4,571)
EXPENDITURES				
Current:				
Instruction	13,353	26,314	26,314	-
Support Services:				
Students	-	-	-	-
Instruction	-	-	-	-
General administration	-	-	-	-
School administration	-	-	-	-
Central services	-	-	-	-
Operation & maintenance of plant	-	-	-	-
Student transportation	-	-	-	-
Other support services	-	-	-	-
Operation of non-instructional services:				
Community services operations	-	-	-	-
Food services operations	-	-	-	-
Capital outlay	-	-	-	-
TOTAL EXPENDITURES	13,353	26,314	26,314	-
EXCESS (DEFICIENCY) OF REVENUES OVER (UNDER) EXPENDITURES	-	(12,961)	(17,532)	4,571
DESIGNATED CASH	-	12,961	-	(12,961)
NET CHANGES IN FUND BALANCES	$ -	$ -	(17,532)	$ (17,532)
RECONCILIATION TO GAAP BASIS				
Adjustments to revenues			(1,818)	
Adjustments to expenditures			-	
NET CHANGES IN FUND BALANCES			$ (19,350)	

The accompanying notes are an integral part of the financial statements.

STATE OF NEW MEXICO
ALBUQUERQUE MUNICIPAL SCHOOL DISTRICT NO. 12
THE BATAAN MILITARY ACADEMY
FOOD SERVICES (FUND 21000)
STATEMENT OF REVENUES, EXPENDITURES AND CHANGES IN
FUND BALANCE - BUDGET (BUDGETARY BASIS) AND ACTUAL
Year Ended June 30, 2014

	Budgeted Amounts		Actual Amounts	Variance From Final Budget
	Original	Final	(Budgetary Basis)	Positive (Negative)
REVENUES				
Local and county sources	$ -	$ -	$ -	$ -
State sources	-	-	-	-
Federal sources	-	-	-	-
Interest	-	-	-	-
TOTAL REVENUES	-	-	-	-
EXPENDITURES				
Current:				
Instruction	-	-	-	-
Support Services:				
Students	-	-	-	-
Instruction	-	-	-	-
General administration	-	-	-	-
School administration	-	-	-	-
Central services	-	-	-	-
Operation & maintenance of plant	-	-	-	-
Student transportation	-	-	-	-
Other support services	-	-	-	-
Operation of non-instructional services:				
Community services operations	-	-	-	-
Food services operations	-	-	-	-
Capital outlay	-	-	-	-
TOTAL EXPENDITURES	-	-	-	-
EXCESS (DEFICIENCY) OF REVENUES OVER (UNDER) EXPENDITURES	-	-	-	-
DESIGNATED CASH	-	-	-	-
NET CHANGES IN FUND BALANCES	$ -	$ -	-	$ -
RECONCILIATION TO GAAP BASIS				
Adjustments to revenues			-	
Adjustments to expenditures			-	
NET CHANGES IN FUND BALANCES			$ -	

The accompanying notes are an integral part of the financial statements.

STATE OF NEW MEXICO
ALBUQUERQUE MUNICIPAL SCHOOL DISTRICT NO. 12
THE BATAAN MILITARY ACADEMY
IDEA-B ENTITLEMENT (FUND 24106)
STATEMENT OF REVENUES, EXPENDITURES AND CHANGES IN
FUND BALANCE - BUDGET (BUDGETARY BASIS) AND ACTUAL
Year Ended June 30, 2014

	Budgeted Amounts		Actual Amounts	Variance From Final Budget
	Original	Final	(Budgetary Basis)	Positive (Negative)
REVENUES				
Local and county sources	$ -	$ -	$ -	$ -
State sources	-	-	-	-
Federal sources	24,577	25,878	25,625	(253)
Interest	-	-	-	-
TOTAL REVENUES	24,577	25,878	25,625	(253)
EXPENDITURES				
Current:				
Instruction	24,577	25,878	25,625	253
Support Services:				
Students	-	-	-	-
Instruction	-	-	-	-
General administration	-	-	-	-
School administration	-	-	-	-
Central services	-	-	-	-
Operation & maintenance of plant	-	-	-	-
Student transportation	-	-	-	-
Other support services	-	-	-	-
Operation of non-instructional services:				
Community services operations	-	-	-	-
Food services operations	-	-	-	-
Capital outlay	-	-	-	-
TOTAL EXPENDITURES	24,577	25,878	25,625	253
EXCESS (DEFICIENCY) OF REVENUES OVER (UNDER) EXPENDITURES	-	-	-	-
DESIGNATED CASH	-	-	-	-
NET CHANGES IN FUND BALANCES	$ -	$ -	-	$ -
RECONCILIATION TO GAAP BASIS				
Adjustments to revenues			-	
Adjustments to expenditures			-	
NET CHANGES IN FUND BALANCES			$ -	

The accompanying notes are an integral part of the financial statements.

STATE OF NEW MEXICO
ALBUQUERQUE MUNICIPAL SCHOOL DISTRICT NO. 12
THE BATAAN MILITARY ACADEMY
ENGLISH LANGUAGE ACQUISITION (FUND 24153)
STATEMENT OF REVENUES, EXPENDITURES AND CHANGES IN
FUND BALANCE - BUDGET (BUDGETARY BASIS) AND ACTUAL
Year Ended June 30, 2014

	Budgeted Amounts		Actual Amounts	Variance From Final Budget
	Original	Final	(Budgetary Basis)	Positive (Negative)
REVENUES				
Local and county sources	$ -	$ -	$ -	$ -
State sources	-	-	-	-
Federal sources	560	560	475	(85)
Interest	-	-	-	-
TOTAL REVENUES	560	560	475	(85)
EXPENDITURES				
Current:				
Instruction	560	560	475	85
Support Services:				
Students	-	-	-	-
Instruction	-	-	-	-
General administration	-	-	-	-
School administration	-	-	-	-
Central services	-	-	-	-
Operation & maintenance of plant	-	-	-	-
Student transportation	-	-	-	-
Other support services	-	-	-	-
Operation of non-instructional services:				
Community services operations	-	-	-	-
Food services operations	-	-	-	-
Capital outlay	-	-	-	-
TOTAL EXPENDITURES	560	560	475	85
EXCESS (DEFICIENCY) OF REVENUES OVER (UNDER) EXPENDITURES	-	-	-	-
DESIGNATED CASH	-	-	-	-
NET CHANGES IN FUND BALANCES	$ -	$ -	-	$ -
RECONCILIATION TO GAAP BASIS				
Adjustments to revenues			-	
Adjustments to expenditures			-	
NET CHANGES IN FUND BALANCES			$ -	

The accompanying notes are an integral part of the financial statements.

STATE OF NEW MEXICO
ALBUQUERQUE MUNICIPAL SCHOOL DISTRICT NO. 12
THE BATAAN MILITARY ACADEMY
TEACHER/PRINCIPAL TRAINING (FUND 24154)
STATEMENT OF REVENUES, EXPENDITURES AND CHANGES IN
FUND BALANCE - BUDGET (BUDGETARY BASIS) AND ACTUAL
Year Ended June 30, 2014

	Budgeted Amounts		Actual Amounts	Variance From Final Budget
	Original	Final	(Budgetary Basis)	Positive (Negative)
REVENUES				
Local and county sources	$ -	$ -	$ -	$ -
State sources	-	-	-	-
Federal sources	5,475	7,867	7,709	(158)
Interest	-	-	-	-
TOTAL REVENUES	5,475	7,867	7,709	(158)
EXPENDITURES				
Current:				
Instruction	5,475	7,867	7,709	158
Support Services:				
Students	-	-	-	-
Instruction	-	-	-	-
General administration	-	-	-	-
School administration	-	-	-	-
Central services	-	-	-	-
Operation & maintenance of plant	-	-	-	-
Student transportation	-	-	-	-
Other support services	-	-	-	-
Operation of non-instructional services:				
Community services operations	-	-	-	-
Food services operations	-	-	-	-
Capital outlay	-	-	-	-
TOTAL EXPENDITURES	5,475	7,867	7,709	158
EXCESS (DEFICIENCY) OF REVENUES OVER (UNDER) EXPENDITURES	-	-	-	-
DESIGNATED CASH	-	-	-	-
NET CHANGES IN FUND BALANCES	$ -	$ -	-	$ -
RECONCILIATION TO GAAP BASIS				
Adjustments to revenues			-	
Adjustments to expenditures			-	
NET CHANGES IN FUND BALANCES			$ -	

The accompanying notes are an integral part of the financial statements.

STATE OF NEW MEXICO
ALBUQUERQUE MUNICIPAL SCHOOL DISTRICT NO. 12
THE BATAAN MILITARY ACADEMY
NEXT GENERATION ASSESSMENTS (FUND 27185)
STATEMENT OF REVENUES, EXPENDITURES AND CHANGES IN
FUND BALANCE - BUDGET (BUDGETARY BASIS) AND ACTUAL
Year Ended June 30, 2014

	Budgeted Amounts		Actual Amounts	Variance From Final Budget
	Original	Final	(Budgetary Basis)	Positive (Negative)
REVENUES				
Local and county sources	$ -	$ -	$ -	$ -
State sources	-	954	954	-
Federal sources	-	-	-	-
Interest	-	-	-	-
TOTAL REVENUES	-	954	954	-
EXPENDITURES				
Current:				
Instruction	-	-	-	-
Support Services:				
Students	-	-	-	-
Instruction	-	954	954	-
General administration	-	-	-	-
School administration	-	-	-	-
Central services	-	-	-	-
Operation & maintenance of plant	-	-	-	-
Student transportation	-	-	-	-
Other support services	-	-	-	-
Operation of non-instructional services:				
Community services operations	-	-	-	-
Food services operations	-	-	-	-
Capital outlay	-	-	-	-
TOTAL EXPENDITURES	-	954	954	-
EXCESS (DEFICIENCY) OF REVENUES OVER (UNDER) EXPENDITURES	-	-	-	-
DESIGNATED CASH	-	-	-	-
NET CHANGES IN FUND BALANCES	$ -	$ -	-	$ -
RECONCILIATION TO GAAP BASIS				
Adjustments to revenues			-	
Adjustments to expenditures			-	
NET CHANGES IN FUND BALANCES			$ -	

The accompanying notes are an integral part of the financial statements.

STATE OF NEW MEXICO
ALBUQUERQUE MUNICIPAL SCHOOL DISTRICT NO. 12
THE BATAAN MILITARY ACADEMY
PUBLIC SCHOOL CAPITAL OUTLAY (FUND 31200)
STATEMENT OF REVENUES, EXPENDITURES AND CHANGES IN
FUND BALANCE - BUDGET (BUDGETARY BASIS) AND ACTUAL
Year Ended June 30, 2014

	Budgeted Amounts		Actual Amounts	Variance From Final Budget
	Original	Final	(Budgetary Basis)	Positive (Negative)
REVENUES				
Local and county sources	$ -	$ -	$ -	$ -
State sources	-	85,464	64,235	(21,229)
Federal sources	-	-	-	-
Interest	-	-	-	-
TOTAL REVENUES	-	85,464	64,235	(21,229)
EXPENDITURES				
Current:				
Instruction	-	-	-	-
Support Services:				
Students	-	-	-	-
Instruction	-	-	-	-
General administration	-	-	-	-
School administration	-	-	-	-
Central services	-	-	-	-
Operation & maintenance of plant	-	-	-	-
Student transportation	-	-	-	-
Other support services	-	-	-	-
Operation of non-instructional services:				
Community services operations	-	-	-	-
Food services operations	-	-	-	-
Capital outlay	-	85,464	85,464	-
TOTAL EXPENDITURES	-	85,464	85,464	-
EXCESS (DEFICIENCY) OF REVENUES OVER (UNDER) EXPENDITURES	-	-	(21,229)	21,229
DESIGNATED CASH	-	-	-	-
NET CHANGES IN FUND BALANCES	$ -	$ -	(21,229)	$ (21,229)
RECONCILIATION TO GAAP BASIS				
Adjustments to revenues			21,229	
Adjustments to expenditures			-	
NET CHANGES IN FUND BALANCES			$ -	

The accompanying notes are an integral part of the financial statements.

STATE OF NEW MEXICO
ALBUQUERQUE MUNICIPAL SCHOOL DISTRICT NO. 12
THE BATAAN MILITARY ACADEMY
CAPITAL IMPROVEMENTS SB-9 (FUND 31700)
STATEMENT OF REVENUES, EXPENDITURES AND CHANGES IN
FUND BALANCE - BUDGET (BUDGETARY BASIS) AND ACTUAL
Year Ended June 30, 2014

	Budgeted Amounts		Actual Amounts	Variance From Final Budget
	Original	Final	(Budgetary Basis)	Positive (Negative)
REVENUES				
Local and county sources	$ 38,080	$ 38,080	$ 36,186	$ (1,894)
State sources	2,840	10,698	-	(10,698)
Federal sources	-	-	-	-
Interest	-	-	-	-
TOTAL REVENUES	40,920	48,778	36,186	(12,592)
EXPENDITURES				
Current:				
Instruction	-	-	-	-
Support Services:				
Students	-	-	-	-
Instruction	-	-	-	-
General administration	-	-	-	-
School administration	-	-	-	-
Central services	-	-	-	-
Operation & maintenance of plant	-	-	-	-
Student transportation	-	-	-	-
Other support services	-	-	-	-
Operation of non-instructional services:				
Community services operations	-	-	-	-
Food services operations	-	-	-	-
Capital outlay	40,920	48,778	9,195	39,583
TOTAL EXPENDITURES	40,920	48,778	9,195	39,583
EXCESS (DEFICIENCY) OF REVENUES OVER (UNDER) EXPENDITURES	-	-	26,991	(26,991)
DESIGNATED CASH	-	-	-	-
NET CHANGES IN FUND BALANCES	$ -	$ -	26,991	$ 26,991
RECONCILIATION TO GAAP BASIS				
Adjustments to revenues			(26,991)	
Adjustments to expenditures			-	
NET CHANGES IN FUND BALANCES			$ -	

The accompanying notes are an integral part of the financial statements.

STATE OF NEW MEXICO
ALBUQUERQUE MUNICIPAL SCHOOL DISTRICT NO. 12
THE BATAAN MILITARY ACADEMY
STATEMENT OF FIDUCIARY ASSETS AND LIABILITIES - AGENCY FUNDS
June 30, 2014

	Agency Funds
ASSETS	
Cash and cash equivalents	$ 15,524
TOTAL ASSETS	$ 15,524
LIABILITIES	
Deposits held for others	$ 15,524
TOTAL LIABILITIES	$ 15,524

The accompanying notes are an integral part of the financial statements.

STATE OF NEW MEXICO
ALBUQUERQUE MUNICIPAL SCHOOL DISTRICT NO. 12
THE BATAAN MILITARY ACADEMY
SCHEDULE OF CHANGES IN ASSETS AND LIABILITIES - AGENCY FUNDS
Year Ended June 30, 2014

	Balance, July 1, 2013	Additions	Deletions	Balance, June 30, 2014
ASSETS				
Cash and cash equivalents	$ 12,308	$ 17,665	$ (14,449)	$ 15,524
	$ 12,308	$ 17,665	$ (14,449)	$ 15,524
LIABILITIES				
Deposits held for others	$ 12,308	$ 17,665	$ (14,449)	$ 15,524
TOTAL ASSETS	$ 12,308	$ 17,665	$ (14,449)	$ 15,524

The accompanying notes are an integral part of the financial statements.

STATE OF NEW MEXICO
ALBUQUERQUE MUNICIPAL SCHOOL DISTRICT NO. 12
THE BATAAN MILITARY ACADEMY
SCHEDULE OF CASH AND CASH EQUIVALENTS
June 30, 2014

	Wells Fargo Bank
Operating account	$ 122,190
Total on deposit	122,190
Reconciling items	(43,040)
Reconciled balance at June 30, 2014	79,150
Less activity funds	(15,524)
Balance per Exhibit A-1	$ 63,626

The accompanying notes are an integral part of the financial statements.

STATE OF NEW MEXICO
ALBUQUERQUE MUNICIPAL SCHOOL DISTRICT NO. 12
THE BATAAN MILITARY ACADEMY
CASH RECONCILIATION
June 30, 2014

	Operational Account 11000	Pupil Transportation 13000	Instructional Materials 14000	Food Services 21000	Student Activity 23000	Projects Account 24000
June 30, 2013 Cash (Book Balance)	$ 277,161	$ -	$ 17,716	$ 686	$ -	$ 1,055
June 30, 2013 Payroll Liabilities	(54,877)	-	-	-	-	(1,055)
June 30, 2013 Temporary Interfund Loans	-	-	-	-	-	-
June 30, 2013 Adjustments/Reconciling Differences	-	-	-	-	-	-
June 30, 2013 Cash Available to Budget	222,284	-	17,716	686	-	-
2013-2014 Revenue	1,255,259	-	8,782	-	-	33,809
2013-2014 Expenditures	(1,460,716)	-	(26,314)	-	-	(33,809)
Permanent Cash Transfers/Reversions	-	-	-	-	-	-
Adjustments	(9,366)	-	-	-	-	-
June 30, 2014 Cash Available to Budget	7,461	-	184	686	-	-
June 30, 2014 Payroll Liabilities	48,675	-	-	-	-	859
June 30, 2014 Temporary Interfund Loans	(21,230)	-	-	-	-	-
June 30, 2014 Adjustments/Reconciling Differences	-	-	-	-	-	-
June 30, 2014 Cash (Book Balance)	$ 34,906	$ -	$ 184	$ 686	$ -	$ 859

Schedule III

STATE OF NEW MEXICO
ALBUQUERQUE MUNICIPAL SCHOOL DISTRICT NO. 12
THE BATAAN MILITARY ACADEMY
CASH RECONCILIATION
June 30, 2014

	Direct Account 25000	Grants Fund 26000	State Flowthrough Fund 27000	State Direct Account 28000	Local/State Account 29000	Public School Capital Outlay 31200
June 30, 2013 Cash (Book Balance)	$ -	$ -	$ -	$ -	$ -	$ -
June 30, 2013 Payroll Liabilities	-	-	-	-	-	-
June 30, 2013 Temporary Interfund Loans	-	-	-	-	-	-
June 30, 2013 Adjustments/Reconciling Differences	-	-	-	-	-	-
June 30, 2013 Cash Available to Budget	-	-	-	-	-	-
2013-2014 Revenue	-	-	954	-	-	64,235
2013-2014 Expenditures	-	-	(954)	-	-	(85,647)
Permanent Cash Transfers/Reversions	-	-	-	-	-	-
Adjustments	-	-	-	-	-	182
June 30, 2014 Cash Available to Budget	-	-	-	-	-	(21,230)
June 30, 2014 Payroll Liabilities	-	-	-	-	-	-
June 30, 2014 Temporary Interfund Loans	-	-	-	-	-	21,230
June 30, 2014 Adjustments/Reconciling Differences	-	-	-	-	-	-
June 30, 2014 Cash (Book Balance)	$ -	$ -	$ -	$ -	$ -	$ -

STATE OF NEW MEXICO
ALBUQUERQUE MUNICIPAL SCHOOL DISTRICT NO. 12
THE BATAAN MILITARY ACADEMY
CASH RECONCILIATION
June 30, 2014

	Special Capital Outlay 31400	Capital Improve. HB 33 31600	Capital Improve. SB 9 31700	Total Primary Government
June 30, 2013 Cash (Book Balance)	$ -	$ -	$ -	$ 296,618
June 30, 2013 Payroll Liabilities	-	-	-	(55,932)
June 30, 2013 Temporary Interfund Loans	-	-	-	-
June 30, 2013 Adjustments/Reconciling Differences	-	-	-	-
June 30, 2013 Cash Available to Budget	-	-	-	240,686
2013-2014 Revenue	-	-	36,186	1,399,225
2013-2014 Expenditures	-	-	(19,778)	(1,627,218)
Permanent Cash Transfers/Reversions	-	-	-	-
Adjustments	-	-	10,583	1,399
June 30, 2014 Cash Available to Budget	-	-	26,991	14,092
June 30, 2014 Payroll Liabilities	-	-	-	49,534
June 30, 2014 Temporary Interfund Loans	-	-	-	-
June 30, 2014 Adjustments/Reconciling Differences	-	-	-	-
June 30, 2014 Cash (Book Balance)	$ -	$ -	$ 26,991	$ 63,626

The accompanying notes are an integral part of the financial statements.

STATISTICAL SECTION (UNAUDITED)

Statistical Section Narrative

This section of Albuquerque Public School's Comprehensive Annual Financial Report presents detailed information in a context for understanding this year's financial statements, note disclosures and supplementary information. Unless otherwise noted, the information in these tables is derived from District annual financial reports for the relevant year. This information is unaudited.

Financial Trends
These schedules contain information to help the reader understand how the District's financial performance has changed over time. All of these schedules are presented for ten years.

Schedule 1-2	Information about Net Position
Schedule 3	Changes in Net Position
Schedule 4	Fund Balances, Governmental Funds
Schedule 5	Changes in Fund Balances, Governmental Funds

Revenue Capacity
These schedules present information to help the reader assess the District's most significant local revenue source, property taxes.

Schedule 6-8	Information about Assessed Property Values
Schedule 9-10	Information about Tax Rates
Schedule 11	Principal Property Tax Payers
Schedule 12	Property Tax Levies and Collections

Debt Capacity
These schedules preset information to help the reader assess the District's outstanding debt and its ability to absorb additional debt in the future.

Schedule 13	Outstanding Debt
Schedule 14	Direct and Overlapping Debt
Schedule 15	Debt Service Requirements
Schedule 16	Legal Debt Margin

Operating Data
These schedules present operating data to help understand how the information in the District's financial report relates to the services it provides.

Schedule 17	Full-Time Equivalent Employees by Function
Schedule 18	Student Enrollment
Schedule 19	State Equalization
Schedule 20	District Facilities

Demographic and Economic Information
These schedules present demographic and economic information intended to help the reader understand the socioeconomic environment within which the Distract operates.

Schedule 21-22	Population
Schedule 23-24	Employment
Schedule 25-26	Income
Schedule 27	New Mexico Gross Receipts Tax

Schedule 1
ALBUQUERQUE MUNICIPAL SCHOOL DISTRICT NO. 12
FINANCIAL TREND DATA

NET POSITION BY COMPONENT-10 YEARS

Fiscal Year Ending June 30,	Net Investment in capital assets	Resricted for instructional materials	Restricted for food service	Restricted by grantor	Restricted for Athletic Program	Restricted for Transportation	Restricted for debt service	Restricted for capital projects	Unrestricted	Total Net Position
2014	$ 775,698,668	$ 2,789,937	$ 18,365,379	$ 6,953,875	$ 1,676,810	$ -	$ 74,991,507	$ 164,507,956	$ 58,463,396	$ 1,103,447,528
2013	763,269,521	1,635,847	14,606,894	8,208,556	1,638,853	-	74,402,496	161,604,894	47,463,157	1,072,830,218
2012	704,869,020	321,585	12,158,606	8,229,283	1,516,581	(381)	72,620,751	131,696,318	27,046,369	958,458,132
2011	758,057,040	1,027,817	8,555,928	7,819,138	1,446,866	3,302	64,803,477	101,947,512	25,301,443	968,962,523
2010	751,675,192	2,320,704	8,356,436	7,385,993	1,432,285	72,507	60,309,355	63,095,875	19,040,214	913,688,561
2009	689,118,596	3,148,751	7,500,782	7,825,891	1,148,404	132,255	36,100,604	58,654,967	29,634,522	833,264,772
2008	546,961,143	2,544,581	5,535,484	7,622,570	1,186,733	133,031	68,325,736	101,943,776	44,938,237	779,191,291
2007	502,112,317	1,389,303	2,588,581	2,031,217	1,133,645	137,334	64,425,503	111,033,752	44,208,205	729,059,857
2006	455,458,704	1,572,665	643,430	-	831,982	94,529	26,368,131	89,407,026	15,863,048	590,239,515
2005	441,963,669	3,842,752	3,717,395	-	-	32,086	21,669,816	80,879,481	10,397,002	562,502,201

GASB 65 was implemented during 2014 which requires bond issuance costs to be be fully expensed and no longer capitalized.
2013 and 2014 financial information in the above schedule are presented in conformance with GASB 65. Bond issuance costs are capitalized in all years prior to 2013.

Schedule 2
ALBUQUERQUE MUNICIPAL SCHOOL DISTRICT NO. 12
FINANCIAL TREND DATA

INFORMATION ABOUT NET POSITION - 10 YEARS

	2014	2013	2012	2011	2010	2009	2008	2007	2006	2005
Assets										
Cash and investments	$ 391,904,902	$ 370,208,567	$ 365,529,765	$ 414,968,260	$ 295,810,396	386,123,427	$ 317,072,060	$ 281,768,584	$ 224,542,623	$ 245,238,313
Other current assets	47,638,338	35,023,245	29,031,255	26,409,215	30,513,468	24,522,705	38,650,481	34,816,355	17,655,487	16,056,609
Capital assets net of depreciation	1,292,602,152	1,278,682,736	1,206,323,859	1,235,405,051	1,170,732,209	1,031,526,696	756,445,732	637,745,969	571,900,700	556,861,978
Other non-current assets	18,931,205	21,820,103	32,555,155	28,175,964	26,356,338	20,516,565	23,279,518	54,762,090	17,318,205	143,758
Total Assets	1,751,076,597	1,705,734,651	1,633,440,034	1,704,958,490	1,523,412,411	1,462,689,393	1,135,447,791	1,009,092,998	831,417,015	818,300,658
Liabilities										
Accounts payable	2,859,719	3,747,565	2,424,617	2,583,010	4,746,490	4,552,438	778,186	3,930,776	5,372,936	7,588,852
Insurance reserves -short term	13,338,872	16,472,397	27,601,445	28,434,736	28,347,316	34,604,752	27,929,614	25,505,589	21,982,018	18,487,620
Current portion long term obligations	52,824,180	49,934,267	41,696,078	37,191,078	44,686,560	22,819,784	11,233,212	25,113,703	14,717,150	19,187,670
Other current liabilities	86,847,238	67,602,355	66,760,725	93,046,330	94,148,126	106,708,942	94,433,251	74,513,773	68,290,014	66,570,747
Total Current Liabilities	155,870,009	137,756,584	138,482,865	161,255,154	171,928,492	168,685,916	134,374,263	129,063,841	110,362,118	111,834,889
Compensated absences	2,651,670	2,589,529	2,556,910	2,574,378	2,655,259	2,995,000	2,413,000	2,423,695	3,149,276	2,750,429
Net OPEB Obligation	463,279	316,763	284,924							
Bonds due in more than one year	474,601,525	478,901,539	514,696,835	556,392,912	419,253,663	448,818,225	205,998,813	139,351,858	112,674,463	121,581,835
Long term portion claims payable	13,896,455	13,304,293	17,143,054	13,267,490	11,768,201	3,204,810	9,667,123	7,664,269	11,571,743	6,746,500
Total long term Liabilities	491,612,929	495,112,124	534,681,723	572,234,780	433,677,123	455,018,035	218,078,936	149,439,822	127,395,482	131,078,764
Total Liabilities	647,482,938	632,868,708	673,164,588	733,489,934	605,605,615	623,703,951	352,453,199	278,503,663	237,757,600	242,913,653
Deferred Inflows of Resources										
Unearned Revenue	146,131	35,725	1,817,314	2,506,033	4,118,235	5,720,670	3,803,301	1,529,478	3,419,900	12,884,804
Net Position										
Net investment in capital assets	775,698,668	763,269,521	704,869,020	758,057,040	751,675,192	689,118,596	546,961,143	502,112,317	455,458,704	441,963,669
Restricted for instructional materials	2,789,937	1,635,847	321,585	1,027,817	2,320,704	3,148,751	2,544,581	1,389,303	1,572,665	3,842,752
Restricted for food service	18,365,379	14,606,894	12,158,606	8,555,928	8,356,436	7,500,782	5,535,484	2,588,581	643,430	3,717,395
Restricted by grantor	6,953,875	8,208,556	8,229,283	7,819,138	7,385,993	7,825,891	7,622,570	2,031,217	-	-
Restricted for athletic program	1,676,810	1,638,853	1,516,581	1,446,866	1,432,285	1,148,404	1,186,733	1,133,645	831,982	-
Restricted for transportation	-	-	(381)	3,302	72,507	132,255	133,031	137,334	94,529	32,086
Restricted for debt service	74,991,507	74,402,496	72,620,751	64,803,477	60,309,355	36,100,604	68,325,736	64,425,503	26,368,131	21,669,816
Restricted for capital projects	164,507,956	161,604,894	131,696,318	101,947,512	63,095,875	58,654,967	101,943,776	111,033,752	89,407,026	80,879,481
Subtotal Restricted Assets	1,044,984,132	1,025,367,061	931,411,763	943,661,080	894,648,347	803,630,250	734,253,054	684,851,652	574,376,467	552,105,199
Unrestricted	58,463,396	47,463,157	27,046,369	25,301,443	19,040,214	29,634,522	44,938,237	44,208,205	15,863,048	10,397,002
Total Net Position	1,103,447,528	1,072,830,218	958,458,132	968,962,523	913,688,561	833,264,772	779,191,291	729,059,857	590,239,515	562,502,201
Total Liabilities and Net Position	$ 1,751,076,597	$ 1,705,734,651	$ 1,633,440,034	$ 1,704,958,490	$ 1,523,412,411	$ 1,462,689,393	$ 1,135,447,791	$ 1,009,092,998	$ 831,417,015	$ 818,300,658

GASB 65 was implemented during 2014 which requires bond issuance costs to be be fully expensed and no longer capitalized.
2013 and 2014 financial information in the above schedule are presented in conformance with GASB 65. Bond issuance costs are capitalized in all years prior to 2013.

Schedule 3
ALBUQUERQUE MUNICPAL SCHOOL DISTRICT NO. 12
FINANCIAL TREND DATA

INFORMATION ABOUT CHANGES IN NET POSITION - 10 YEARS

	2014	2013	2012	2011	2010	2009	2008	2007	2006	2005
Expenses										
Instruction	$ 423,670,039	$ 415,372,893	$ 408,175,828	$ 422,142,550	$ 442,536,731	$ 441,808,481	$ 407,177,086	$ 403,090,377	$ 388,627,073	$ 386,584,814
Instructional support	134,784,289	133,118,676	128,224,560	137,045,510	151,656,591	149,131,288	148,669,302	161,133,974	144,014,281	142,626,519
Administration	5,162,278	5,225,441	4,989,105	6,955,227	6,731,422	6,983,909	9,552,429	10,950,359	9,936,432	9,838,292
Business & support services	113,638,846	97,738,269	114,071,296	115,626,709	110,412,219	105,726,439	108,250,441	8,011,983	8,426,444	4,818,298
Operation & maintenance of plant	64,352,488	64,842,630	59,583,864	69,825,012	73,180,201	62,971,371	58,328,952	56,665,211	68,638,365	66,260,520
Student transportation	19,194,212	18,160,713	17,528,079	18,576,309	19,377,641	20,166,661	20,161,414	20,299,083	19,123,659	19,437,811
Food Services Operation	31,895,344	31,785,794	31,612,152	30,631,978	30,124,909	28,963,002	27,617,816	29,078,823	29,455,316	27,553,353
Facilities Supplies & Materials	52,124,859	61,072,398	45,588,525	75,278,234	30,086,679	40,152,729	48,362,756	31,864,317	48,402,587	90,923,121
Interest on long-term debt	19,924,169	22,019,051	21,733,146	20,455,297	19,408,034	8,055,034	10,416,916	8,217,510	2,794,728	6,089,395
Depreciation - unallocated	69,582,812	65,518,044	66,993,533	42,648,192	36,781,683	33,443,130	32,038,227	28,470,659	28,406,036	37,234,601
Total Expenses	934,329,336	914,853,909	898,500,088	939,185,018	920,296,110	897,402,044	870,575,339	757,782,296	747,824,921	791,366,724
Program Revenues										
Charges for Services										
Employee benefits	31,458,712	30,365,275	32,842,447	37,989,097	36,614,162	26,571,860	25,517,358	-	-	-
Food Services Operation	8,404,644	8,619,207	8,854,850	9,613,724	9,778,421	10,171,509	10,806,205	9,813,538	9,008,802	9,701,572
Other Charges for Services	8,597,055	8,437,980	9,292,479	8,476,284	6,439,687	2,978,611	2,017,129	2,059,044	1,796,268	3,756,109
Total Charges for Services	48,460,411	47,422,462	50,989,776	56,079,105	52,832,270	39,721,980	38,340,692	11,872,582	10,805,070	13,457,681
Operating Grants and Contributions	139,985,534	147,552,001	123,904,939	145,253,757	150,267,576	127,070,051	126,941,418	121,084,660	124,138,459	96,524,611
Capital Grants and Contributions	11,560,814	10,178,265	9,815,264	6,738,769	24,660,487	14,524,931	20,737,399	34,124,129	10,098,392	52,194,680
Total Program Revenues	200,006,759	205,152,728	184,709,979	208,071,631	227,760,333	181,316,962	186,019,509	167,081,371	145,041,921	162,176,972
Net (Expense) Revenue	(734,322,577)	(709,701,181)	(714,065,995)	(731,113,387)	(692,535,777)	(716,085,082)	(684,555,830)	(590,700,925)	(602,783,000)	(629,189,752)
General Revenues										
Property taxes:										
Levied for general purposes	5,042,088	4,804,381	4,761,575	4,595,209	4,545,782	4,274,179	4,150,493	4,535,877	3,743,763	2,878,514
Levied for debt service	64,235,532	62,214,506	63,567,100	60,826,278	63,598,426	57,909,583	31,632,788	76,638,213	25,946,034	22,452,108
Levied for capital projects	78,540,408	83,689,294	80,270,401	89,380,289	88,276,942	80,323,366	79,191,888	58,771,935	71,757,176	67,365,948
PSCOC awards	-	82,925,067	-	27,081,966						
State equalization guarantee	612,562,319	590,190,332	583,644,192	601,789,251	610,595,016	621,262,717	607,660,123	576,123,653	518,914,097	498,194,327
Interest & investment earnings	659,624	611,473	345,439	636,130	697,319	4,733,832	9,789,023	14,593,278	7,537,291	3,738,658
Gain/loss on disposal of capital assets	16,223	179,810	18,847	12,352	585,604	2,499	9,612	(2,733,627)	(302,440)	1,262,782
Miscellaneous	3,883,693	1,226,329	2,292,502	2,065,874	4,660,477	1,652,384	2,253,337	1,591,938	2,924,393	15,380,500
Total General Revenues	764,939,887	825,841,192	734,900,056	786,387,349	772,959,566	770,158,560	734,687,264	729,521,267	630,520,314	611,272,837
Change in Net Position	30,617,310	116,140,011	21,109,947	55,273,962	80,423,789	54,073,478	50,131,434	138,820,342	27,737,314	(17,916,915)
Net Position Beginning *	1,072,830,218	958,458,132	937,348,185	913,688,561	833,264,772	779,191,294	729,059,857	590,239,515	562,502,201	580,419,116
Net Position Ending	$ 1,103,447,528	$ 1,074,598,143	$ 958,458,132	$ 968,962,523	$ 913,688,561	$ 833,264,772	$ 779,191,291	$ 729,059,857	$ 590,239,515	$ 562,502,201

* 2012 Restatement due to accumulated depreciation adjustment
* 2013 Restatement due to implementation of GASB 65 which required reclassification of deferred charges for bond issuance costs as expenses as incurred.

Schedule 4
ALBUQUERQUE MUNICIPAL SCHOOL DISTRICT NO. 12
FINANCIAL TREND DATA

INFORMATION ABOUT FUND BALANCES - TOTAL GOVERNMENTAL FUNDS - 10 YEARS

	2014	2013	2012	2011	2010	2009	2008	2007	2006	2005
General Fund										
Nonspendable for										
Inventory	$ 1,816,418	$ 1,889,540	$ 1,723,565	$ 2,470,561		$ -	$ -	$ -	$ -	$ -
Prepaids	50,000	50,000	50,000	350,000		-	-	-	-	-
Committed for Subsequent Year	41,000,000	29,000,000	20,000,000	20,000,000		-	-	-	-	-
Unassigned	192,373	3,877,023	7,255,891	4,628,744		-	-	-	-	-
Reserved for:										
Inventory	-	-	-	-	5,234,132	3,246,252	3,375,704	2,852,461	2,549,870	2,561,760
Claims	-	-	-	-		-	-	-	4,001,000	2,259,000
Prepaids	-	-	-	-	409,900	350,000	-	-	-	-
Transportation					72,507	132,255	133,031	137,334	94,529	32,086
Instructional Materials					2,320,704	3,148,751	2,544,581	1,389,303	1,572,665	3,842,752
Unreserved Desig Sub Years	-	-	-	-		-	-	-	-	-
Unreserved, undesig					15,361,260	28,508,888	42,968,776	40,031,315	6,367,259	17,511,458
Unreserved, undesig (Svc Fund)										18,544,076
Restatement Adjustment										(14,844,861)
Unreserved, Undesignated	-	-	-	-	15,361,260	28,508,888	42,968,776	40,031,315	6,367,259	21,210,673
Total General Fund	43,058,791	34,816,563	29,029,456	27,449,305	23,398,503	35,386,146	49,022,092	44,410,413	14,585,323	29,906,271
Other Governmental Funds										
Nonspendable for Inventory/Prepaids	1,508,318	1,500,176	1,564,992	1,663,487		-	-	-	-	-
Restricted for:										
Transportation	-	-	(381)	3,302		-	-	-	-	-
Instructional Materials	2,789,937	1,635,847	321,585	1,027,817		-	-	-	-	-
Restricted by Grantor	6,953,875	8,208,556	8,229,283	7,819,138		-	-	-	-	-
Athletic Program	1,676,810	1,638,853	1,516,581	1,446,866						
Capital projects	173,411,275	170,097,574	181,632,911	210,862,432		-	-	-	-	-
Debt Service Fund	68,298,357	68,314,017	63,696,205	56,731,992		-	-	-	-	-
Committed for Subsequent Year						-	-	-	-	-
Assigned for Food Service	18,365,379	14,606,894	12,158,606	6,892,441		-	-	-	-	-
Reserved for Inventory	-	-	-	-	1,383,981	1,354,308	1,550,845	1,211,157	969,393	884,565
Undesignated, reported in:										
Capital Projects	-	-	-	-	105,470,740	184,801,219	107,103,039	129,714,537	96,836,150	105,349,657
Special Revenue Funds	-	-	-	-	17,174,714	16,475,077	14,325,980	8,753,443	6,209,230	4,238,907
Debt Service	-	-	-	-	51,764,922	28,553,941	59,350,822	30,918,292	24,563,627	21,488,614
Total Other Governmental Funds	273,003,951	266,001,917	269,119,782	286,447,475	175,794,357	231,184,545	182,330,686	170,597,429	128,578,400	131,961,743
Total Governmental Funds	$ 316,062,742	$ 300,818,480	$ 298,149,238	$ 313,896,780	$ 199,192,860	$ 266,570,691	$ 231,352,778	$ 215,007,842	$ 143,163,723	$ 161,868,014

(* 2010 Restated per GASB 54

Schedule 5
ALBUQUERQUE MUNICIPAL SCHOOL DISTRICT NO. 12
FINANCIAL TREND DATA

CHANGES IN FUND BALANCES - TOTAL GOVERNMENTAL FUNDS -10 YEARS

	2014	2013	2012	2011	2010	2009	2008	2007	2006	2005
REVENUES										
Property taxes	$ 150,568,825	$ 152,527,631	$ 150,743,675	$ 149,975,114	$ 154,874,210	$ 147,341,169	$ 140,128,561	$ 101,805,469	$ 95,430,062	$ 94,789,047
State grants	658,359,206	635,935,903	616,924,329	611,178,101	610,408,967	673,293,581	665,189,762	641,955,286	560,539,986	536,919,406
Federal revenue	104,701,342	111,845,678	100,290,970	140,297,917	166,598,485	86,751,992	85,790,846	85,592,891	83,744,579	91,838,164
Miscellaneous	21,888,862	19,506,971	20,659,638	22,823,646	29,998,914	17,617,131	19,865,011	17,535,758	17,539,053	16,385,084
Interest	590,626	531,251	290,832	540,432	578,512	4,168,638	8,498,690	12,091,225	3,547,876	3,755,089
Total revenues	936,108,861	920,347,434	888,909,444	924,815,210	962,459,088	929,172,511	919,472,870	858,980,629	760,801,556	743,686,790
EXPENDITURES										
Instruction	461,581,415	450,209,349	441,385,087	458,326,077	477,625,057	471,984,644	451,720,649	401,870,768	388,613,555	386,584,814
Instructional Support	146,272,643	143,819,675	138,240,865	147,918,426	163,768,858	158,466,246	147,877,967	160,185,240	144,027,608	142,626,519
Subtotal Administration	8,070,285	8,478,957	7,105,404	8,600,307	8,003,742	7,483,338	9,799,296	10,950,359	9,937,332	9,838,292
Business & Support Svcs	21,778,780	21,301,106	20,841,503	23,826,891	20,511,880	21,695,124	22,847,617	8,011,983	8,426,444	4,818,298
Operation & Maintenance of Plant	75,343,411	77,024,324	71,631,056	74,222,410	77,548,626	74,332,397	69,683,890	56,060,423	68,638,366	66,260,520
Student Transportation	19,890,757	18,989,915	18,351,779	18,624,007	19,465,567	20,937,785	20,181,283	20,299,083	19,123,659	19,437,811
Food Services Operations	33,342,300	33,584,832	33,225,335	32,491,526	32,117,386	30,298,675	29,118,076	29,078,823	29,455,316	27,553,353
Capital outlay, facilities supplies & materials	135,683,067	116,911,784	118,173,087	156,988,516	205,955,611	354,057,872	201,469,951	131,369,644	96,580,451	93,349,465
Debt service					-					
Principal	47,368,694	49,781,791	34,986,791	43,366,791	21,726,791	88,846,792	24,931,791	14,316,229	19,283,387	13,680,000
Interest	19,847,832	22,703,410	21,849,824	19,115,337	18,046,115	11,351,158	3,347,228	5,590,483	2,794,728	6,089,395
Bond issuance costs	413,933	675,351	710,256	948,847	302,471	809,959	132,606	248,868		
Total expenditures	969,593,117	943,480,494	906,500,987	984,429,135	1,045,072,104	1,240,263,990	981,110,354	837,981,903	786,880,846	770,238,467
Excess (deficiency) of revenues over (under) expenditures	(33,484,256)	(25,045,695)	(19,504,178)	(59,613,925)	(82,613,016)	(311,091,479)	(61,637,484)	20,998,726	(26,079,290)	(26,551,677)
Other Financing Sources (Uses)										
Transfers					-					279,721
Reimbursements to Grantors	-	(210)	(248,429)	(349,653)	(19,098)	(7,317)				
Bond issuance premiums	2,585,024	5,442,512	-	6,397,495	1,984,283	9,616,709	2,982,420	1,350,955		
Payments to escrow agents	-	(32,310,000)	-	(9,270,000)	(17,830,000)	-		(14,485,563)		
Debt issuance	46,143,494	13,000,000	-	168,600,000	14,300,000	336,700,000	75,000,000	63,980,000	7,375,000	32,635,000
Proceeds from refunding bonds	-	39,670,000	-	8,940,000	16,800,000					
Total other financing sources (uses)	48,728,518	25,802,302	1,664,206	174,317,842	15,235,185	346,309,392	77,982,420	50,845,392	7,375,000	32,914,721
Net changes in fund balances	15,244,262	2,669,242	(17,839,971)	114,703,917	(67,377,831)	35,217,913	16,344,936	71,844,118	(18,704,290)	6,363,044
Fund balances - beginning of year	300,818,480	298,149,238	313,896,777	199,192,860	266,570,691	231,352,778	215,007,842	143,163,724	161,868,014	155,504,970
Prior Period Restatement	-	-	2,092,432							
Fund balances - end of year	$ 316,062,742	$ 300,818,480	$ 298,149,238	$ 313,896,777	$ 199,192,860	266,570,691	$ 231,352,778	$ 215,007,842	$ 143,163,724	$ 161,868,014
Debt service as percentage of noncapital expenditures	7.6%	8.4%	6.8%	7.1%	4.6%	10.9%	3.5%	2.7%	3.1%	2.9%

Schedule 6
ALBUQUERQUE MUNICIPAL SCHOOL DISTRICT NO. 12
INFORMATION ON REVENUE CAPACITY

INFORMATION ABOUT ASSESSED VALUES - 10 YEARS

	2013	2012	2011	2010	2009	2008	2007	2006	2005	2004
Total Direct Tax Rate	10.635	10.641	10.656	10.650	10.651	10.636	10.575	10.585	8.494	8.429
Assessments										
Value of Land	$ 5,952,979,105	$ 5,906,813,865	$ 5,887,056,085	$ 6,706,951,740	$ 6,726,695,811	$ 6,769,211,315	$ 6,394,572,060	$ 5,693,080,262	$ 5,776,215,991	$ 5,910,054,482
Improvements	11,309,860,160	11,130,654,783	11,195,706,123	11,058,299,018	11,369,298,821	10,320,388,566	9,813,287,143	8,877,313,998	8,159,042,246	7,365,803,112
Personal Property	410,972,559	417,744,022	418,705,974	438,643,661	465,300,720	461,036,145	431,496,787	409,343,511	404,069,803	412,569,191
Mobile Homes	48,070,176	48,209,149	49,764,320	51,782,208	54,246,774	51,821,632	52,449,749	58,217,349	57,352,512	60,064,833
Livestock	1,048,857	1,005,793	1,144,286	1,225,460	1,324,108	1,253,629	1,571,404	1,493,732	1,387,389	1,290,106
Assessor's Total Valuation	$ 17,722,930,857	$ 17,504,427,612	$ 17,552,376,788	$ 18,256,902,087	$ 18,616,866,234	$ 17,603,711,287	$ 16,693,377,143	$ 15,039,448,852	$ 14,398,067,941	$ 13,749,781,724
Less Exemptions										
Head of Family	$ 198,649,431	$ 198,426,899	$ 199,111,272	$ 196,472,571	$ 187,188,776	$ 185,670,083	$ 185,854,910	$ 185,565,058	$ 184,348,689	$ 187,479,433
Veterans	271,467,283	262,668,629	255,765,498	246,647,703	241,032,241	222,996,269	215,218,273	203,541,976	177,948,725	140,327,537
Other	2,967,147,829	2,898,393,631	2,892,645,981	3,634,036,123	3,510,686,030	3,428,163,155	3,346,344,712	3,017,608,941	3,004,512,849	3,607,018,736
Total Exemptions	$ 3,437,264,543	$ 3,359,489,159	$ 3,347,522,751	$ 4,077,156,397	$ 3,938,907,047	$ 3,836,829,507	$ 3,747,417,895	$ 3,406,715,975	$ 3,366,810,263	$ 3,934,825,706
Assessors Net Valuation	$ 14,285,666,314	$ 14,144,938,453	$ 14,204,854,037	$ 14,179,745,690	$ 14,677,959,187	$ 13,766,881,780	$ 12,945,959,248	$ 11,632,732,877	$ 11,031,257,678	$ 9,814,956,018
Central Assessed	471,532,736	501,031,823	498,742,594	489,869,794	422,159,016	477,970,749	478,319,628	446,489,372	420,270,507	432,720,216
Total Assessed Valuation	$ 14,757,199,050	$ 14,645,970,276	$ 14,703,596,631	$ 14,669,615,484	$ 15,100,118,203	$ 14,244,852,529	$ 13,424,278,876	$ 12,079,222,249	$ 11,451,528,185	$ 10,247,676,234

	2013	2012	2011	2010	2009	2008	2007	2006	2005	2004
Residential	$ 10,933,360,182	$ 10,734,595,776	$ 10,628,874,088	$ 10,566,359,915	$ 10,775,752,995	$ 10,278,917,835	$ 9,496,659,135	$ 8,639,709,179	$ 7,919,792,463	$ 7,323,681,328
Non-Residential	3,823,838,868	3,911,374,500	4,074,722,543	4,103,114,034	4,324,365,208	3,965,934,694	3,685,873,376	3,439,513,070	3,531,735,722	2,923,994,907
Total	$ 14,757,199,050	$ 14,645,970,276	$ 14,703,596,631	$ 14,669,473,949	$ 15,100,118,203	$ 14,244,852,529	$ 13,182,532,511	$ 12,079,222,249	$ 11,451,528,185	$ 10,247,676,234
Estimated Actual value	$ 54,350,064,627	$ 53,554,579,977	$ 54,153,358,146	$ 54,698,755,140	$ 54,245,046,108	$ 53,534,485,941	$ 50,789,851,218	$ 45,878,863,260	$ 44,195,890,440	$ 42,512,917,620

Cross County Assessed Valuation

	2013	2012	2011	2010	2009	2008	2007	2006	2005	2004
Bernalillo County	$ 14,413,800,252	$ 14,303,913,042	$ 14,363,716,915	$ 14,297,609,856	$14,734,387,233	$13,892,625,134	$ 12,872,512,863	$ 11,803,726,360	$ 11,203,526,789	$ 10,048,325,370
Sandoval County [1]	343,398,798	342,057,234	339,879,716	371,864,093	365,730,970	352,227,395	310,019,648	275,495,889	248,001,396	199,350,864
Total	$ 14,757,199,050	$ 14,645,970,276	$ 14,703,596,631	$ 14,669,473,949	$ 15,100,118,203	$ 14,244,852,529	$ 13,182,532,511	$ 12,079,222,249	$ 11,451,528,185	$ 10,247,676,234

(1) Portion of Corrales located in Sandoval County (2A-In Corrales & 2AC - Albuquerque/Corrales).

Source: Official Statement Dated June 27, 2014

Schedule 7
ALBUQUERQUE MUNICIPAL SCHOOL DISTRICT NO. 12
INFORMATION ON REVENUE CAPACITY

INFORMATION ABOUT ASSESSED VALUATION - 10 YEARS

HISTORY OF ASSESSED VALUATION BY ENTITY

Following is a ten year history of assessed valuation for the District compared with Bernalillo County and Sandoval County

Tax Year	Albuquerque School District	Bernalillo County	Sandoval County
2013	$ 14,757,199,050	$ 14,504,259,537	$ 3,181,176,419
2012	14,645,970,276	14,394,423,187	3,180,127,526
2011	14,703,596,631	14,452,760,775	3,222,126,760
2010	14,669,473,949	14,014,237,067	3,354,830,744
2009	15,100,118,203	14,823,104,676	3,432,805,105
2008	14,244,852,529	13,976,092,003	3,259,727,705
2007	13,182,532,511	12,948,307,067	2,862,819,902
2006	11,926,144,157	11,715,540,463	2,080,852,068
2005	11,451,528,185	11,260,432,703	1,786,809,118
2004	10,236,146,834	9,684,259,433	1,589,098,941

Source: Official Statement Dated June 27, 2014

Schedule 8
ALBUQUERQUE MUNICIPAL SCHOOL DISTRICT NO. 12
INFORMATION ON REVENUE CAPACITY

INFORMATION ABOUT ASSESSED VALUATION - 10 YEARS

Tax Year		Assessed Valuation	% Growth
2013	$	14,757,199,050	0.8%
2012		14,645,970,276	-0.4%
2011		14,703,596,631	0.2%
2010		14,669,473,949	-2.9%
2009		15,100,118,203	6.0%
2008		14,244,852,529	8.1%
2007		13,182,532,511	9.1%
2006		12,079,222,249	5.5%
2005		11,451,528,185	11.7%
2004		10,247,676,234	4.6%
2003		9,796,788,763	3.3%
Average Annual Growth Rate			4.3%

Source: Official Statement Dated June 27, 2014

Schedule 9
ALBUQUERQUE MUNICIPAL SCHOOL DISTRICT NO. 12
INFORMATION ON REVENUE CAPACITY

INFORMATION ABOUT TAX RATES - 10 YEARS

Following is a ten year history of APS School tax rates

	Operational		Two Mill Levy		HB 33 Levy			Debt Service		Total	
Tax Year	Residential	Non-Residential	Residential	Non-Residential	Residential	Non-Residential	GO Bonds	Ed Tech Notes	Combined Debt Service	Residential	Non-Residential
2013	$0.278	$0.500	$2.000	$2.000	$3.874	$4.344	$3.883	$0.430	$4.313	$10.465	$11.157
2012	0.274	0.500	2.000	2.000	3.874	4.344	3.416	0.899	4.315	10.463	11.159
2011	0.264	0.500	2.000	2.000	3.874	4.344	4.020	0.294	4.314	10.452	11.158
2010	0.256	0.500	2.000	2.000	3.874	4.344	4.317	0.000	4.317	10.447	11.161
2009	0.244	0.500	2.000	2.000	3.874	4.344	4.316	0.000	4.316	10.434	11.160
2008	0.238	0.500	1.999	2.000	3.812	4.344	4.304	0.000	4.304	10.353	11.148
2007	0.238	0.500	2.000	2.000	3.813	4.344	4.308	0.000	4.308	10.359	11.152
2006	0.241	0.500	1.994	2.000	3.862	4.344	2.167	0.000	2.167	8.264	9.011
2005	0.242	0.460	2.000	1.841	3.874	4.344	2.162	0.000	2.162	8.278	8.807
2004	0.240	0.500	2.000	2.000	3.874	4.344	2.166	0.000	2.166	8.280	9.010

Source: Official Statement Dated June 27, 2014

STATEWIDE AVERAGE:

	Operational		Two Mill Levy		HB 33 Levy				Total	
Tax Year	Residential	Non-Residential	Residential	Non-Residential	Residential	Non-Residential	GO Bonds	ETNs	Residential	Non-Residential
2013	**$0.325**	**$0.474**	**$1.959**	**$1.976**	**$0.410**	**$0.430**	**$5.168**	**$0.229**	**$8.091**	**$8.277**

Source: New Mexico Public Education Department

Schedule 10

ALBUQUERQUE MUNICIPAL SCHOOL DISTRICT NO. 12

INFORMATION ON REVENUE CAPACITY

INFORMATION ABOUT OVERLAPPING TAX RATES - 10 YEARS

Article VIII, section 2, of the New Mexico Constitution limits the total ad valorem taxes for operatonal purposes levied by all overlapping governmental units within in the District to $20.00 per $1,000 of assesssed value. This limitation does not apply to levies for public debt and levies for additional taxes if authorized at an election by a majority of the qualified voters of the juriscition voting on the question. The following table summarizes the tax situation on residential property in Bernalillo County for the tax year 2013 and the previous nine years. A high level of taxation may impact the District's ability to repay the Notes and Bonds.

Bernalillio County
Within 20 Mill Limit for General Purposes

Total Levy	**2013**	**2012**	**2011**	**2010**	**2009**	**2008**	**2007**	**2006**	**2005**	**2004**
State of New Mexico	$0.000	$0.000	$0.000	$0.000	$0.000	$0.000	$0.000	$0.000	$0.000	$0.000
Bernalillo County	7.320	7.208	6.866	6.665	6.340	6.184	6.183	6.113	6.131	7.031
City of Albuquerque	6.544	6.544	6.544	6.389	6.072	3.971	2.970	3.012	3.028	3.019
AMAFCA (1)	0.179	0.176	0.170	0.165	0.165	0.165	0.167	0.178	0.180	0.183
Albuquerque MSD # 12	0.278	0.274	0.264	0.256	0.244	0.238	0.238	0.241	0.242	0.240
Total	$14.321	$14.202	$13.844	$13.475	$12.821	$10.558	$9.558	$9.544	$9.581	$10.473
Over 20 Mill Limit - Interest, Principal, Judgment, etc.										
State of New Mexico	$1.360	$1.360	$1.362	$1.530	$1.150	$1.250	$1.221	$1.291	$1.234	$1.028
Bernalillo County	1.259	0.910	1.010	0.669	0.994	0.995	1.004	1.098	1.149	1.169
City of Albuquerque	4.976	4.976	4.976	4.976	4.976	6.976	7.976	7.976	7.976	7.976
AMAFCA (1)	0.675	0.675	0.675	0.675	0.675	0.675	0.675	0.675	0.675	0.675
Albuquerque MSD #12	10.187	10.189	10.188	10.191	10.190	10.115	10.121	8.023	8.036	8.040
UNM Hospital	6.400	6.400	6.400	6.400	6.400	6.401	6.400	6.482	6.500	6.500
Central New Mexico Community College	3.392	3.344	3.237	3.158	3.046	2.990	2.992	3.027	3.038	3.019
Total	$28.249	$27.854	$27.848	$27.599	$27.431	$29.402	$30.389	$28.572	$28.608	$28.407

TOTAL LEVY

City of Albuquerque	**2013**	**2012**	**2011**	**2010**	**2009**	**2008**	**2007**	**2006**	**2005**	**2004**
State of New Mexico	$1.360	$1.360	$1.362	$1.530	$1.150	$1.250	$1.221	$1.291	$1.234	$1.028
Bernalillo County	8.579	8.118	7.876	7.334	7.334	7.179	7.187	7.211	7.280	8.200
City of Albuquerque	11.520	11.520	11.520	11.365	11.048	10.947	10.946	10.988	11.004	10.995
AMAFCA (1)	0.854	0.851	0.845	0.840	0.840	0.840	0.842	0.853	0.855	0.858
Albuquerque MSD #12	10.465	10.463	10.452	10.447	10.434	10.353	10.359	8.264	8.278	8.280
UNM Hospital	6.400	6.400	6.400	6.400	6.400	6.401	6.400	6.482	6.500	6.500
Central New Mexico Community College	3.392	3.344	3.237	3.158	3.046	2.990	2.992	3.027	3.038	3.019
Total Residential	**$42.570**	**$42.056**	**$41.692**	**$41.074**	**$40.252**	**$39.960**	**$39.947**	**$38.116**	**$38.189**	**$38.880**
Total Non-Residential in	**$45.995**	**$45.648**	**$45.651**	**$45.480**	**$45.424**	**$45.613**	**$45.692**	**$44.749**	**$42.493**	**$44.377**
Village of Corrales										
Residential	$31.255	$30.816	$28.859	$28.406	$30.902	$31.209	$31.449	$29.065	$29.753	$28.840
Non-Residential	$38.361	$37.368	$34.228	$32.524	$37.197	$37.361	$38.471	$36.782	$34.938	$36.143
Village of Los Ranchos										
Residential	$31.055	$30.536	$30.273	$29.857	$29.278	$29.173	$29.159	$26.275	$26.330	$27.027
Non-Residential	$36.700	$36.353	$35.076	$34.948	$34.818	$35.093	$35.172	$32.100	$30.170	$32.587

(1) Albuquerque Metropolitan Arroyo Flood Control Authority.

Source: Official Statement Dated June 27, 2014

Schedule 11
ALBUQUERQUE MUNICIPAL SCHOOL DISTRICT NO. 12
INFORMATION ON REVENUE CAPACITY

INFORMATION ABOUT PRINCIPAL REVENUE PAYERS

Taxpayer	Business	2013 Valuation	% of Total A.V.
Public Service Co. of New Mexico	Electric Utility	$164,739,707	1.12%
Qwest Communications	Telecommunications	66,841,218	0.45%
Gas Company of New Mexico	Gas Utility	41,361,525	0.28%
Comcast	Cable Provider	31,257,102	0.21%
Verizon	Wireless Communications	20,194,430	0.14%
Simon Property Group	Retail	15,962,333	0.11%
AHS Medical Center	Medical	12,051,009	0.08%
Southwest Airlines	Airline	11,993,329	0.08%
ABQ Uptown LLC	Retail	9,937,500	0.07%
Cricket	Telecommunications	9,873,690	0.07%
Top Ten Centrally and Locally Assessed Values		$384,211,843	2.61%
Total 2013 Assessed Valuation		$14,757,199,050	

Source: Official Statement Dated June 27, 2014

Taxpayer	Business	2004 Assessed Valuation	% of Total A.V.
QWest Communications	Telecommunications	$84,276,258	0.82%
PNM Electric	Electric Utility	70,020,611	0.68%
Simon Property Group	Retail	20,483,754	0.20%
Southwest Airlines	Airline	19,433,839	0.19%
Comcast Cablevision	Cable Company	19,394,182	0.19%
Heitman Properties of NM	Retail	19,111,489	0.19%
Crescent Real Estate	Hotel	15,965,071	0.16%
Voicestream	Telecommunications	14,017,627	0.14%
Verizon	Wireless Communications	12,566,690	0.12%
PNM	Gas Utility	12,424,384	0.12%
Top Ten Centrally and Locally Assessed Values		$287,693,905	2.81%
Total 2004 Assessed Valuation		$10,247,676,234	

Source: Official Statement Dated January 11, 2005

Schedule 12
ALBUQUERQUE MUNICIPAL SCHOOL DISTRICT NO. 12
INFORMATION ON REVENUE CAPACITY

INFORMATION ABOUT TAX LEVIES AND COLLECTIONS - 10 YEARS

Bernalillo County

Tax Year	Fiscal Year	Net Taxes Charged to Treasurer	Current Tax Collections [1]	Current Collections as a % of Net Levied	Current/ Delinquent Tax Collections [2]	Current/Delinquent Collections as a % of Net Levied
2013	13/14	$613,838,522	$430,243,897	70.09%	$430,243,897	70.09%
2012	12/13	601,844,884	580,736,950	96.49%	591,660,629	98.31%
2011	11/12	593,019,949	570,354,626	96.18%	587,116,719	99.00%
2010	10/11	585,432,230	559,806,155	95.62%	580,981,612	99.24%
2009	09/10	594,170,426	561,435,327	94.49%	584,836,340	98.43%
2008	08/09	565,045,755	541,204,499	95.78%	562,335,609	99.52%
2007	07/08	533,488,014	513,363,469	96.23%	530,519,998	99.44%
2006	06/07	459,924,205	443,198,371	96.36%	457,738,164	99.52%
2005	05/06	427,818,360	411,172,774	96.11%	426,755,529	99.75%
2004	04/05	400,292,096	383,127,289	95.71%	398,976,189	99.67%

(1) As of June 30 of each fiscal year.

(2) Tax year 2013, in process of collections as of April 30, 2014

Source: Official Statement Dated June 27, 2014

Sandoval County

Tax Year	Fiscal Year	Net Taxes Charged to Treasurer	Current Tax Collections [1]	Current Collections as a % of Net Levied	Current/ Delinquent Tax Collections [2]	Current/Delinquent Collections as a % of Net Levied
2013	13/14	$115,729,254	$80,900,643	69.91%	$80,900,643	69.91%
2012	12/13	114,396,660	109,098,898	95.37%	111,933,084	97.85%
2011	11/12	111,924,650	107,182,149	95.76%	110,769,933	98.97%
2010	10/11	113,276,279	107,439,020	94.85%	112,631,307	99.43%
2009	09/10	110,756,928	104,094,225	93.98%	110,023,204	99.34%
2008	08/09	87,852,988	81,821,415	93.13%	87,534,928	99.64%
2007	07/08	75,464,680	70,795,219	93.81%	74,173,559	98.29%
2006	06/07	61,559,342	56,076,117	91.09%	58,771,924	95.47%
2005	05/06	50,318,727	48,414,225	96.22%	50,578,473	100.52%
2004	04/05	45,070,232	43,062,828	95.55%	44,974,285	99.79%

(1) As of June 30 of each fiscal year.

(2) Tax year 2013, in process of collections as of April 30, 2014

Source: Official Statement Dated June 27, 2014

Schedule 13
ALBUQUERQUE MUNICIPAL SCHOOL DISTRICT NO. 12

DEBT CAPACITY INFORMATION

Outstanding Debt at June 30,2014

Bonded Debt

Series [1]	Original Amount Issued [1]	Final Maturity [1]	Principal Outstanding [1], [4]
2001 GOB	$ 50,850,000	8/1/2016	$ -
2004 GOB	28,010,000	8/1/2020	-
2004 QZAB	4,625,000	8/1/2020	1,446,315
2005 GOB	21,375,000	8/1/2014	-
2006 QZAB	7,160,000	8/1/2020	2,595,328
2006C GOB 10/2006	63,980,000	8/1/2021	7,105,000
2007 GOB 12/2007	75,000,000	8/1/2022	42,450,000
2008B GOB	134,000,000	8/1/2023	102,000,000
2009 General Obligation Bonds (200	124,700,000	8/1/2022	87,600,000
2009C QSCB	14,300,000	8/1/2024	14,300,000
2009D Refunding	16,800,000	8/1/2018	14,065,000
2010A GOB Regular Bonds	85,410,000	8/1/2021	70,500,000
2010B GOB QSCB	32,690,000	8/1/2027	32,690,000
2010C GOB BAB	31,900,000	8/1/2024	31,900,000
2011 GOB Refunding	8,940,000	8/1/2016	5,485,000
2011 Education Technology Notes	18,600,000	8/1/2015	9,745,000
2012 Refunding	39,670,000	8/1/2021	35,240,000
2012 Education Technology Notes	13,000,000	8/1/2017	5,650,000
2013 GOB	43,400,000	8/1/2029	43,400,000
Total Bonded Debt	814,410,000		$ 506,171,643

Other Debt

2013 DATA Lease Purchase Loan	2,743,494	6/1/2033	2,661,591
Total Debt	$ 817,153,494		$ 508,833,234

Total personal income $ 24,305,115[2]
Total debt to personal income $22

Total estimated population 670,893 [3]
Total debt per capita $793

1-Source: APS Financial Report-Note 8
2-Source:Albuquerque MSA total personal income per capital ($36,228) x estimated population (670,893)
3- Source: Official Statement Dated June 27, 2014
4-Net of any premiums, discounts or adjustments

Schedule 14
ALBUQUERQUE MUNICIPAL SCHOOL DISTRICT NO. 12
DEBT INFORMATION

Statement of Estimated Direct and Overlapping Debt

Following is a calculation of the debt load and per capita debt of the District payable from property taxes. In addition to outstanding debt of the district, the calculation takes into account debt attributable to taxing entities which is the responsibility of taxpayers within the boundaries of the District. Revenue bonds are payable from sources other than property taxes.

Entity	2013 Assessed Value	G/O Debt Outstanding	Percent Applicable [2]	Amount
State of New Mexico	$54,236,985,670	$311,270,000	27.209%	$84,692,637
City of Albuquerque	11,967,046,394	252,525,000	100.00%	252,525,000
Bernalillo County	14,504,259,537	99,405,000	98.29%	97,701,191
Sandoval County	3,181,176,419	16,450,000	2.33%	382,790
Central New Mexico Community College	16,557,891,922	85,465,000	89.12%	76,170,567
Village of Los Ranchos	228,391,178	3,400,000	100.00%	3,400,000
AMAFCA	14,020,986,194	30,625,000	100.00%	30,625
S. Sandoval County AFCA	2,493,301,002	25,770,000	46.00%	119,573
Subtotal, overlapping debt				515,022,383
Albuquerque MSD #12 direct	14,757,199,050	595,770,000 [1]	100.00%	595,770,000 [1]
Total Direct & Overlapping Debt				$1,141,386,758

Ratio of Estimated Direct & Overlapping Debt to 2013 Assessed Valuation:	7.73%
Ratio of Estimated Direct & Overlapping Debt to 2013 Actual Valuation:	2.10%
Per Capita Direct & Overlapping Debt:	$1,701.29

(1) Excludes Refunded Bonds and includes the Bonds and Notes

(2)The percentage of applicable overlapping debt is calculated using assessed property values. Applicable perecntages were estimated by determining the portion of each governmental unit's assessed value that is within the District's boundaries and dividing it by each governmental uint's total taxable value.

Schedule 15

ALBUQUERQUE MUNICIPAL SCHOOL DISTRICT NO. 12

DEBT CAPACITY INFORMATION

Debt Requirements to Maturity

General Obligation Bonds

Fiscal Year Ending June 30,	Principal	Interest	Total Debt Service
2015	44,161,792	18,795,837	62,957,629
2016	40,481,792	17,329,088	57,810,880
2017	40,716,792	15,827,138	56,543,930
2018	38,841,792	14,261,038	53,102,830
2019	50,776,792	12,645,213	63,422,005
2020-2024	181,007,683	36,394,780	217,402,463
2025-2030	94,790,000	8,333,475	103,123,475
Totals	$ 490,776,643	$ 123,586,569	$ 614,363,212

Educational Technology Notes

Fiscal Year Ending June 30,	Principal	Interest	Total Debt Service
2015	5,745,000	440,025	6,185,025
2016	5,750,000	190,750	5,940,750
2017	1,950,000	43,750	1,993,750
2018	1,950,000	14,625	1,964,625
2019	-	-	-
Totals	$ 15,395,000	$ 689,150	$ 16,084,150

2013 DATA Lease Purchase Loan

Fiscal Year Ending June 30,	Principal	Interest	Total Debt Service
2015	106,648	100,245	206,893
2016	107,677	99,216	206,893
2017	109,115	97,778	206,893
2018	110,900	95,994	206,894
2019	113,357	93,537	206,894
2020-2024	621,939	412,528	1,034,467
2025-2030	1,491,955	370,082	1,862,037
Totals	$ 2,661,591	$ 1,269,380	$ 3,930,971

Source: APS Financial Statement-Note 8

Schedule 16
ALBUQUERQUE MUNICIPAL SCHOOL DISTRICT NO. 12
DEBT INFORMATION

LEGAL DEBT MARGIN

Article IX, Section 11 of the New Mexico Constitution limits the powers of a District to incur general obligation debt extending beyond the fiscal year. The District can incur such debt for "the purpose of erecting, remodeling, making additions to and furnishing school buildings or purchasing or improving school grounds or purchasing computer software or hardware for student use in public school classrooms or any combination of these purposes" but only after the proposition to create any such debt has been submitted to a vote of the qualified electors of the District, and a majority of those voting on the question vote in favor of creating the debt. The total indebtedness of the District may not exceed six percent of the assessed valuation of the taxable property within the District as shown by the last preceding general assessment. The District also may create a debt by entering into a lease-purchase arrangement to acquire education technology equipment without submitting the proposition to a vote of the qualified electors of the District, but any such debt is subject to the 6% debt limitation. An issuance of refunding bonds does not have to be submitted to a vote of the qualified electors of the District.

The preliminary valuation of taxable property within the District is $14,757,199,050 for the tax year 2013. Therefore, the maximum general obligation debt may not exceed $885,431,943

The calculation of the legal debt margin and ratio of outstanding debt to total personal income for the current and previous nine fiscal years is summarized below:

Fiscal Year	Tax Year	Assessed Value[1]	Debt Limit 6%	Outstanding Debt[2]	Debt Service Fund Balance[2]	Net Debt[3]	Legal Debt Margin[4]	Ratio of Debt Margin to Debt Limit	Estimated Population [5]	Total Net Debt per Capita
2014	2013	$ 14,757,199,050	$ 885,431,943	$ 508,833,234	$ 68,298,357	$ 440,534,877	$ 444,897,066	50%	670,893	$ 657
2013	2012	14,645,970,276	878,758,217	510,058,435	68,314,017	441,744,418	437,013,799	50%	670,893	$ 658
2012	2011	14,703,596,631	882,215,798	539,480,227	58,624,175	480,856,052	401,359,746	45%	670,893	$ 717
2011	2010	14,669,473,949	880,168,437	593,583,990	56,731,992	536,851,998	343,316,439	39%	670,893	$ 800
2010	2009	15,100,118,203	906,007,092	463,940,223	51,764,922	412,175,301	493,831,791	55%	560,000	$ 736
2009	2008	14,244,852,529	854,691,152	471,638,009	28,553,941	443,084,068	411,607,084	48%	560,000	$ 791
2008	2007	13,182,532,511	790,951,951	217,232,025	59,350,822	157,881,203	633,070,748	80%	560,000	$ 282
2007	2006	11,926,144,157	715,568,649	164,465,561	30,918,292	133,547,269	582,021,380	81%	560,000	$ 238
2006	2005	11,451,528,185	687,091,691	127,391,613	24,563,627	102,827,986	584,263,705	85%	560,000	$ 184
2005	2004	10,236,146,834	614,168,810	84,790,000	21,488,614	63,301,386	550,867,424	90%	560,000	$ 113

1- Source: Bernalillo and Sandoval Counties Assessor's Offices
2- Source: APS financial statements-Exhibit B-1, Schedule 13
3- Net debt equals outstanding debt less debt service fund balance
4- Legal debt margin equals debt limit less net debt
5- Estimated population from Official Bond Statements

Schedule 17
ALBUQUERQUE MUNICIPAL SCHOOL DISTRICT NO. 12
OPERATING DATA

FULL-TIME EQUIVALENT EMPLOYEES BY FUNCTION
LAST TEN FISCAL YEARS

	2014	2013	2012	2011	2010	2009	2008	2007	2006	2005
Instruction	7,699	7,776	8,034	7,791	7,674	7,556	7,824	7,881	7,938	7,836
Support Services	2,086	2,272	3,079	2,973	3,758	3,678	3,961	3,702	3,215	3,294
Non-Instructional Services	1,701	1,719	549	490	526	414	191	503	473	391
Capital Outlay	82	87	82	88	85	86	79	99	-	-
TOTAL	**11,568**	**11,854**	**11,744**	**11,342**	**12,043**	**11,734**	**12,055**	**12,185**	**11,626**	**11,521**

Source: Final Public Education Expenditure Report

Schedule 18
ALBUQUERQUE MUNICIPAL SCHOOL DISTRICT NO. 12
OPERATING DATA

STUDENT ENROLLMENT

Average 80/120 Day Enrollment-Pupil Count-910B-5

	2013-14	2012-13	2011-12	2010-11	2009-10	2008-09	2007-08	2006-07	2005-06	2004-05
Elementary School	44,373	44,892	44,844	45,370	45,101	44,778	44,531	44,172	43,488	42,849
Middle School	18,874	19,090	19,251	19,433	19,355	19,532	19,517	19,705	20,047	19,895
High School	23,222	23,187	23,502	23,570	23,580	23,401	23,344	24,133	23,793	23,954
APS Authorized Charter Schools	5,140	5,054	5,024	5,220	6,792	6,955	6,740	6,499	7,362	5,567
Total	91,609	92,223	92,621	93,592	94,827	94,666	94,132	94,509	94,690	92,265

Source: Enrollment data is based on the 80/120 day average enrollments from the State Equalization Funding Formula

Schedule 19
ALBUQUERQUE MUNICIPAL SCHOOL DISTRICT NO. 12
OPERATING DATA

FINAL FUNDED STATE EQUALIZATION GUARANTEE
PROGRAM COST

Fiscal Year	Program Unit Value	Number of Program Units	Program Cost		75% Credits	Final Funded SEG
2013-2014	$ 3,817.55	161,453.18	$ 616,355,572		$ (3,720,254)	$ 612,635,318
2012-2013	$ 3,673.54	161,693.72	$ 593,988,348		$ (3,853,666)	$ 590,134,682
2011-2012	$ 3,598.87	163,126.23	$ 587,070,110		$ (3,672,011)	$ 583,398,099
2010-2011	$ 3,712.17	162,940.74	$ 604,863,794	-1)	$ (3,574,543)	$ 601,289,251
2009-2010	$ 3,792.65	162,000.14	$ 614,409,812	-2)	$ (3,814,796)	$ 610,595,016
2008-2009	$ 3,871.79	161,401.11	$ 624,911,192		$ (3,648,475)	$ 621,262,717
2007-2008	$ 3,674.26	166,348.36	$ 611,207,133		$ (3,547,010)	$ 607,660,123
2006-2007	$ 3,446.44	167,689.88	$ 577,933,120		$ (2,810,191)	$ 575,122,929
2005-2006	$ 3,198.01	158,601.40	$ 521,734,335		$ (2,820,238)	$ 518,914,097
2004-2005	$ 3,068.70	160,800.81	$ 493,449,455		$ (2,752,608)	$ 490,696,847
2003-2004	$ 2,976.20	156,975.49	$ 467,190,462		$ (3,602,366)	$ 463,588,096
2002-2003	$ 2,889.89	152,783.55	$ 441,527,648		$ (2,663,498)	$ 438,864,150

(1 - Includes $23,284,057 in Federal ARRA Stabilization Funds

(2 - Includes $54,203,625 in Federal ARRA Stabilization Funds

Source: APS Financial Statements

Schedule 20
ALBUQUERQUE MUNICIPAL SCHOOL DISTRICT NO. 12
OPERATING DATA

APS FACILITIES

Facility	Year of Construction	Permanent SF	Portable SF	Total SF
Elementary Schools				
DENNIS CHAVEZ ES	1978	68,242	14,784	83,026
ACOMA ES	1959	45,141	0	45,141
ADOBE ACRES ES	1964	59,108	14,224	73,332
ALAMEDA ES	1954	42,551	3,360	45,911
ALAMOSA ES	1959	53,184	24,192	77,376
ALVARADO ES	1952	43,945	5,376	49,321
APACHE ES	1967	53,678	5,152	58,830
ARMIJO ES	1960	58,119	4,256	62,375
ATRISCO ES	1960	58,781	2,576	61,357
JOHN BAKER ES	1970	66,847	2,688	69,535
EDMUND G. ROSS ES	1983	58,904	6,259	65,163
HUBERT HUMPHREY ES	1978	47,019	11,860	58,879
BANDELIER ES	1939	62,833	14,224	77,057
BARCELONA ES	1961	61,208	14,336	75,544
ONATE ES	1973-75	33,508	11,424	44,932
BEL-AIR ES	1952-54	61,359	0	61,359
BELLEHAVEN ES	1966	44,802	6,272	51,074
GOVERNOR BENT ES	1963	41,663	23,968	65,631
KIT CARSON ES	1970	52,531	19,680	72,211
CHAPARRAL ES(Including SPED Pre-K)	1984	55,050	37,632	92,682
CHELWOOD ES	1980	61,816	14,336	76,152
COCHITI ES	1961	44,380	6,272	50,652
COLLET PARK ES	1961	42,336	3,360	45,696
COMANCHE ES	1966	39,621	9,744	49,365
CORONADO ES	1936	43,036	0	43,036
DOLORES GONZALES ES	1975	35,566	17,360	52,926
DURANES ES (E)	1947	51,946	3,584	55,530
MARY ANN BINFORD ES	1984	46,427	27,776	74,203
EAST SAN JOSE ES	1958	60,988	7,186	68,174
EMERSON ES	1952	62,840	4,256	67,096
EUBANK ES	1956	45,890	14,336	60,226
MANZANO MESA ES	2004	65,516	16,128	81,644
EUGENE FIELD ES	1927	48,639	3,472	52,111
EDWARD GONZALES ES	2004	73,601	10,762	84,363
VENTANA RANCH ES	2004	69,761	29,568	99,329
SEVEN BAR ES	2002	63,208	24,080	87,288
GRIEGOS ES	1957	46,749	0	46,749
NORTH STAR ES	2006	79,693	0	79,693
HAWTHORNE ES	1954-56	59,951	8,200	68,151
HODGIN ES	1958	63,389	9,744	73,133
PAINTED SKY ES	1998	69,778	28,674	98,452
INEZ ES	1952	52,925	7,952	60,877
KIRTLAND ES	1961	46,586	6,452	53,038
SUSIE RAYOS MARMON ES	2009-10	94,806	7,952	102,758
LA LUZ ES	1955	49,065	2,607	51,672
LA MESA ES	1981	69,541	13,888	83,429
LAVALAND ES	1946	43,171	21,952	65,123
LONGFELLOW ES	1982	47,698	0	47,698
CHAMIZA ES	1995	57,307	13,440	70,747

Schedule 20
ALBUQUERQUE MUNICIPAL SCHOOL DISTRICT NO. 12
OPERATING DATA

APS FACILITIES

Facility	Year of Construction	Permanent SF	Portable SF	Total SF
LOS PADILLAS ES	1965	35,945	9,856	45,801
LOWELL ES	1954	41,713	11,859	53,572
MacARTHUR ES	1948	38,612	7,616	46,228
MATHESON PARK ES	1967	33,743	9,632	43,375
McCOLLUM ES	1961	58,847	7,840	66,687
MISSION AVENUE ES	1953	46,533	12,300	58,833
MITCHELL ES	1962	48,030	6,048	54,078
MONTE VISTA ES	1931	49,518	6,272	55,790
MONTEZUMA ES	1953	75,997	0	75,997
PETROGLYPH ES	1992	55,609	11,760	67,369
A. MONTOYA ES	1991	65,971	0	65,971
MOUNTAIN VIEW ES	1952	41,412	12,432	53,844
NAVAJO ES	1967	57,138	25,424	82,562
GEORGIA OKEEFFE ES	2010	91,842	0	91,842
ARROYO DEL OSO ES	1974	40,690	9,968	50,658
REGINALD CHAVEZ ES	1966	41,799	4,480	46,279
OSUNA ES	1968-70	44,289	4,480	48,769
PAJARITO ES	1993	61,662	9,408	71,070
LOS RANCHOS ES	1953	51,601	5,376	56,977
CARLOS REY ES	1959	70,006	25,160	95,166
SAN ANTONITO ES	1958	52,823	896	53,719
SANDIA BASE ES	1949-50	45,690	5,740	51,430
DOUBLE EAGLE ES	1996	62,371	3,280	65,651
CORRALES ES	1964	70,034	0	70,034
SIERRA VISTA ES	1966	53,541	19,712	73,253
SOMBRA DEL MONTE ES	1954-56	54,231	8,064	62,295
S.Y. JACKSON ES	1971	51,288	4,100	55,388
TOMASITA ES	1973	55,759	8,960	64,719
MARK TWAIN ES	1954	59,879	12,544	72,423
MARIE M. HUGHES ES	1981	45,974	23,136	69,110
VALLE VISTA ES	1952	52,480	19,712	72,192
LEW WALLACE ES	1934	34,089	0	34,089
WHERRY ES	1952	52,573	14,760	67,333
WHITTIER ES	1950	58,664	9,928	68,592
ZIA ES	1950	49,231	10,752	59,983
ZUNI ES	1960	46,373	10,752	57,125
TIERRA ANTIGUA ES	2009	85,304	0	85,304
RUDOLFO ANAYA ES	2009	85,304	19,600	104,904
SUNSET VIEW ES	2009	85,304	0	85,304
HELEN CORDERO PRIMARY SCHOOL	2009	83,877	0	83,877
Total Elementary Schools (89)		**4,940,449**	**887,191**	**5,827,640**

Schedule 20
ALBUQUERQUE MUNICIPAL SCHOOL DISTRICT NO. 12
OPERATING DATA

APS FACILITIES

Facility	Year of Construction	Permanent SF	Portable SF	Total SF
JEFFERSON MS	1938	116,204	7,168	123,372
KENNEDY MS	1965	100,230	7,552	107,782
DESERT RIDGE MS	1997	149,015	10,752	159,767
MADISON MS	1959	114,863	9,408	124,271
McKINLEY MS	1956	79,994	17,808	97,802
JIMMY CARTER MS	2000	142,821	30,240	173,061
POLK MS	1968	89,773	1,792	91,565
ERNIE PYLE MS	1951	113,356	5,040	118,396
ROOSEVELT MS	1950	95,380	3,472	98,852
TAFT MS	1958	106,861	15,008	121,869
TAYLOR MS	1964	97,246	17,024	114,270
VAN BUREN MS	1960	106,826	4,368	111,194
WASHINGTON MS	1982	93,823	3,584	97,407
WILSON MS	1953	100,408	28,000	128,408
TRUMAN MS	1975	126,452	47,986	174,438
EISENHOWER MS	1975	120,817	15,008	135,825
LBJ MS	1992	158,691	7,168	165,859
JAMES MONROE MS	2001	147,100	3,584	150,684
TONY HILLERMAN MS	2009	178,766	0	178,766
Total Middle Schools (27)		**3,027,819**	**354,290**	**3,382,109**
High Schools				
DEL NORTE HS	1964-65	305,891	0	305,891
ELDORADO HS	1970-71	351,116	19,504	370,620
NEX+GEN ACADEMY HS	2010	46,606	0	46,606
HIGHLAND HS	1949	390,630	3,360	393,990
LA CUEVA HS	1986	387,921	0	387,921
MANZANO HS	1961	315,394	28,000	343,394
RIO GRANDE HS	1959	373,714	17,014	390,728
SANDIA HS	1958	326,965	9,856	336,821
VALLEY HS	1954-55	338,700	10,680	349,380
WEST MESA HS	1967	313,090	52,480	365,570
VOLCANO VISTA HS	2007-2009	484,630	0	484,630
ATRISCO HERITAGE ACADEMY HS	2008-2010	473,000	0	473,000
CIBOLA HS	1975	339,665	54,880	394,545
ALBUQUERQUE HS	1975	314,509	19,600	334,109
Total High Schools (14)		**4,761,831**	**215,374**	**4,977,205**
Total Traditional Schools		**12,730,099**	**1,456,855**	**14,186,954**

Schedule 20
ALBUQUERQUE MUNICIPAL SCHOOL DISTRICT NO. 12
OPERATING DATA

APS FACILITIES

Facility	Year of Construction	Permanent SF	Portable SF	Total SF
Alternative Schools				
Sandia Mountain Natural History Center (Sandia Rec)		13,200	0	13,200
eCademy HS - APS Alternative Education Complex	2011	44,397	0	44,397
NEW FUTURES - APS Alternative Education Complex	1989	35,933	0	35,933
CAREER ENRICHMENT CENTER	1975	42,246	10,660	52,906
FREEDOM HS - APS Alternative Education Complex	1950	41,434	0	41,434
SCHOOL ON WHEELS (Hartline SW)	1955	17,546	1,792	19,338
SCHOOL ON WHEELS (Western Trail NW)	2008	0	8,736	8,736
VISION QUEST		0	3,380	3,380
Desert Willow Family School - East Side	1952-54 (NewBldg 2009)	27,659	1,792	29,451
Total Alternative Schools		**222,415**	**26,360**	**248,775**
Total Schools		**12,952,514**	**1,483,215**	**14,435,729**
Administrative Facilities				
CITY CENTRE	1974	178,851	0	178,851
Aztec Complex	1957	35,025	10,752	45,777
Montgomery Complex	1955	35,832	25,110	60,942
FOOD SERVICES(Rankin)	1981	15,299	2,460	17,759
FOOD SERVICES (old Kmart on Louisiana)	1960-70?	100,000		100,000
KANW RADIO STATION	1950	1,580	0	1,580
LINCOLN COMPLEX				
Lincoln - Main Building	1922	32,061		32,061
Special Projects	1950	8,652		8,652
Minor Shops Building	1955	3,364		3,364
Minor Shops Building	1969	16,191		16,191
Warehouse Yard Area	1965	10,280		10,280
Major Shops Building	1949	13,866		13,866
Warehouse Building	1949/55/61	32,078		32,078
Building Services - Mechanica / Electrical	1940	3,648		3,648
Carpentry	31.54098361	14,826		14,826
Fleet Maintenance Repair Shop	2003	15,848		15,848
Environmental Management Sheds			764	764
Welding Building	1995	6,220		6,220
Central Kitchen / Materials Warehouse	1974	76,748	818	77,566
Facilities Design and Construction	1924	5,627		5,627
DLITS / Data Center	1987	34,600		34,600
Salvage	1974		6,688	6,688
Play Ground Repair & Construction	1940	5,289		5,289
Grounds Building	1970		6,314	6,314
Mason building	1992	2,157		2,157
Structural Shops Shed	1940	2,157		2,157
RDA	2009	4,603		4,603
Other Portable Buildings			1,792	1,792

Schedule 20
ALBUQUERQUE MUNICIPAL SCHOOL DISTRICT NO. 12
OPERATING DATA

APS FACILITIES

Facility	Year of Construction	Permanent SF	Portable SF	Total SF
Lowell West Admin Park				
ACCESS (Lowell West)		0	9,856	9,856
Clothing Bank(Lowell West)		0	4,480	4,480
ROTC (Lowell West)		0	1,792	1,792
Title 1(Lowell West)		0	8,960	8,960
NorthWest Diagnostic Center (Portable Complex)	2010	0	8,960	8,960
NorthEast Diagnostic Center (Portable Complex)	2010	0	9,856	9,856
SouthEast Diagnostic Center (Special Education Diagnostician Office Park))	2010	0	13,440	13,440
MILNE STADIUM	1939	7,820	0	7,820
WILSON STADIUM	1961	7,214	0	7,214
NW Soccer Complex	2009	3,946	0	3,946
APS Community Stadium	2013	30,000	0	30,000
Total Admin		**703,782**	**112,042**	**815,824**
Total APS Facilities		**13,656,296**	**1,595,257**	**15,251,553**
Charter Schools				
Montessori of the Rio Grande Charter School		19,917	1,680	21,597
Native American Community Academy		0	0	0
Old Armijo bldg AKA Nuestros Valores Charter		4,000	0	4,000
Public Academy for Performing Arts	portables only	0	29,344	29,344
Robert F. Kennedy High School	portables only	0	43,904	43,904
South Valley Academy		41,562	0	41,562
Digital Arts & Technology Academy DATA		50,124	0	50124
Total Charter Schools		**115,603**	**74,928**	**190,531**
Total APS Facilities (Including Charters Schools)		**13,771,899**	**1,670,185**	**15,442,084**

Schedule 21
ALBUQUERQUE MUNICIPAL SCHOOL DISTRICT NO. 12
DEMOGRAPHIC INFORMATION

POPULATION INFORMATION

US Census Year	Albuquerque MSA	% Change	State of New Mexico	% Change
1960	323,473		951,023	
1970	379,132	17.2%	1,017,055	6.9%
1980	492,922	30.0%	1,303,143	28.1%
1990	599,416	21.6%	1,515,069	16.3%
2000	729,649	21.7%	1,821,078	20.2%
2010	867,318	18.9%	2,065,826	13.4%
2020	N/A		2,351,724	13.8%
2030	N/A		2,613,332	11.1%
2040	N/A		2,827,692	8.2%

% of Population

Age	Albuquerque MSA	New Mexico	United States
0 - 17	24.4%	25.0%	23.7%
18 - 24	9.6%	9.9%	10.0%
25 - 34	13.7%	13.0%	13.1%
35 - 44	12.6%	11.9%	12.9%
45 - 54	13.7%	13.3%	14.0%
55 & Older	26.0%	26.9%	26.3%

Source: Official Statement dated June 27, 2014

Schedule 22
ALBUQUERQUE MUNICIPAL SCHOOL DISTRICT NO. 12
DEMOGRAPHIC INFORMATION

Total Population Estimates

New Mexico Metropolitan Statistical Areas: 2004 to 2013

Area	July 1, 2013[p] Estimate	July 1, 2012[r] Estimate	July 1, 2011[r] Estimate	July 1, 2010[r] Estimate	July 1, 2009[r] Estimate	July 1, 2008[r] Estimate	July 1, 2007[r] Estimate	July 1, 2006[r] Estimate	July 1, 2005[r] Estimate	July 1, 2004[r] Estimate
New Mexico	2,085,287	2,083,540	2,077,919	2,064,982	2,007,315	1,984,179	1,966,357	1,940,631	1,914,699	1,890,215
Metro Portion[1]	1,390,183	1,389,212	1,383,068	1,374,584	1,334,083	1,314,525	1,297,575	1,274,074	1,249,238	1,224,578
Albuquerque MSA[2]	902,797	900,464	896,871	889,627	855,604	844,699	833,232	816,808	797,788	780,142
Farmington MSA[3]	126,503	128,340	128,016	130,161	124,550	122,640	122,359	121,707	122,024	120,972
Las Cruces MSA[4]	213,460	213,952	212,772	210,288	206,395	201,706	198,551	194,117	189,590	185,256
Santa Fe MSA[5]	147,423	146,456	145,409	144,508	147,534	145,480	143,433	141,442	139,836	138,208
Nonmetro Portion[1]	695,104	694,328	694,851	690,398	673,232	669,654	668,782	666,557	665,461	665,637

p Preliminary.
r Revised.
1 Metropolitan and nonmetropolitan portions are based on current metropolitan statistical area (MSA) definitions.
2 Bernalillo, Sandoval, Torrance and Valencia counties.
3 San Juan County.
4 Dona Ana County.
5 Santa Fe County.
Note: The entire annual series of metro area estimates will be revised to be consistent with the April 1, 2010 Census counts.
Source: U.S. Dept. Of Commerce, Bureau of the Census, Population Estimates Program, Population Division.

Schedule 23
ALBUQUERQUE MUNICIPAL SCHOOL DISTRICT NO. 12
DEMOGRAPHIC INFORMATION

EMPLOYMENT

	Albuquerque MSA		State of New Mexico		United States
Year	Labor Force	Percent Unemployed	Labor Force	Percent Unemployed	Percent Unemployed
2014*	388,198	6.10%	919,238	5.90%	6.30%
2013	399,188	6.60%	936,300	6.40%	7.60%
2012	396,421	6.90%	929,362	6.50%	8.10%
2011	398,129	7.00%	929,230	6.60%	8.50%
2010	410,134	8.40%	957,591	8.10%	9.40%
2009	407,396	7.00%	947,309	5.20%	7.60%
2008	411,990	4.80%	959,884	4.50%	4.90%
2007	409,370	3.70%	947,622	3.80%	4.60%
2006	407,076	4.70%	944,475	5.00%	4.70%
2005	406,138	4.00%	947,696	4.40%	5.50%
2004	394,696	4.40%	902,523	5.30%	6.00%

* As of April 2014

Source: Official Statement dated June 27, 2014

Schedule 24
ALBUQUERQUE MUNICIPAL SCHOOL DISTRICT NO. 12
DEMOGRAPHIC INFORMATION

Major Employers in the Albuquerque Metropolitan Area

		2012			2011		
Employer	**Business**	**Employees**	**Rank**	**Percentage of Total Employment**	**Employees**	**Rank**	**Percentage of Total Employment**
Kirtland AFB (Civilian)	Defense	16,728	1	4.22%	16,200	1	4.07%
University of New Mexico	Education	15,360	2	3.87%	15,890	2	3.99%
Albuquerque Public Schools	Education	17,810	3	4.49%	14,000	3	3.52%
Sandia National Labs	Research Development	8,856	4	2.23%	7,940	4	1.99%
Presbyterian	Healthcare	7,310	5	1.84%	7,369	5	1.85%
UNM Hospital	Healthcare	5,960	6	1.50%	5,950	6	1.49%
City of Albuquerque	Government	5,500	7	1.39%	5,940	7	1.49%
State of New Mexico	Government	4,950	8	1.25%	5,910	8	1.48%
Lovelace	Healthcare	4,000	9	1.01%	3,700	9	0.93%
Intel Corporation	Semiconductor Manufacturer	3,500	10	0.88%	3,300	10	0.83%
Ten Largest Employers		89,974		22.60%	86,199		21.65%

Number of Employees and Ranking not available for 2013.

Source: Albuquerque Economic Development

Schedule 25
ALBUQUERQUE MUNICIPAL SCHOOL DISTRICT NO. 12
DEMOGRAPHIC INFORMATION

HOUSEHOLD INCOME

Estimated Median Household Income

YEAR	Albuquerque MSA	New Mexico	United States
2014	$44,391	$44,292	$51,579
2013	$48,494	$43,273	$49,297
2012	$45,942	$41,958	$49,581
2011	$46,022	$42,030	$49,726
2010	$47,775	$43,932	$52,795
2009	$46,392	$42,752	$51,433

Percent of Household by Effective Buying Income Groups - April 2014

Effective Buying Income Group	Albuquerque MSA	New Mexico	United States
Under $25,000	29.3%	29.4%	24.4%
$25,000 - $34,999	11.7%	11.5%	10.6%
$35,000 - $49,999	14.5%	14.8%	13.9%
$50,000 - $74,999	17.4%	17.0%	18.0%
$75,000 & Over	27.2%	27.4%	33.2%

Source: Official Statement dated June 27, 2014

Schedule 26
ALBUQUERQUE MUNICIPAL SCHOOL DISTRICT NO 12
DEMOGRAPHIC INFORMATION

Total Personal Income[1] ($000s), by Metropolitan and Nonmetropolitan Portions: 2003-2012 *

Area	2012[p]	2011[r]	2010[r]	2009[r]	2008[r]	2007	2006	2005	2004	2003
Metropolitan Portion[2]	$50,033,121	$48,612,775	$46,441,598	$45,537,468	$46,090,602	$43,892,552	$41,432,873	$38,387,997	$35,696,497	$33,339,563
Albuquerque MSA[3]	32,706,834	31,880,572	30,402,792	29,931,708	30,199,098	28,819,987	27,377,152	25,338,334	23,662,762	22,237,929
Farmington MSA[4]	4,253,309	4,022,020	3,840,098	3,759,121	3,967,682	3,568,773	3,331,394	3,043,813	2,781,849	2,577,220
Las Cruces MSA[5]	6,618,103	6,400,012	6,231,504	5,891,595	5,665,167	5,297,009	4,857,042	4,544,076	4,177,217	3,865,773
Santa Fe MSA[6]	6,454,875	6,310,171	5,967,204	5,955,044	6,258,655	6,206,783	5,867,285	5,461,774	5,074,669	4,658,641
Nonmetro Portion[2]	24,382,881	23,687,482	22,047,527	20,640,960	21,063,740	19,143,125	17,841,494	16,953,829	15,882,194	14,799,841
New Mexico	$74,416,002	$72,300,257	$68,489,125	$66,178,428	$67,154,342	$63,035,677	$59,274,367	$55,341,826	$51,578,691	$48,139,404

Total Personal Income per capita[1] ($s), by Metropolitan and Nonmetropolitan Portions: 2003-2012 *

Area	2012[p]	2011[r]	2010[r]	2009[r]	2008[r]	2007	2006	2005	2004	2003
Metropolitan Portion[2]	$ 35,990	$ 34,993	$ 33,579	$ 33,128	$ 33,630	$ 32,901	$ 31,519	$ 29,584	$ 28,018	$ 26,688
Albuquerque MSA[3]	36,228	35,405	33,899	33,645	34,043	33,684	32,411	30,410	28,970	27,874
Farmington MSA[4]	33,622	31,339	29,997	28,881	30,510	28,653	27,164	24,876	22,857	21,121
Las Cruces MSA[5]	31,004	29,913	29,287	28,017	27,076	25,664	24,080	22,886	21,519	20,390
Santa Fe MSA[6]	43,785	43,086	41,037	41,209	43,412	42,070	40,331	38,079	35,878	33,315
Nonmetro Portion[2]	35,078	34,116	31,730	29,897	30,587	28,435	26,643	25,350	23,827	22,240
New Mexico	$ 35,686	$ 34,701	$ 32,960	$ 32,048	$ 32,612	$ 31,403	$ 29,873	$ 28,144	$ 26,578	$ 25,142

p Preliminary.
r Revised.
1 Total personal income data are by place of residence.
2 Metropolitan and nonmetropolitan portions are based on current metropolitan statistical area (MSA) definitions.
3 Bernalillo, Sandoval, Torrance and Valencia counties.
4 San Juan County.
5 Dona Ana County.
6 Santa Fe County.
Source: U.S. Department of Commerce, Bureau of Economic Analysis. Data released May 30, 2014

* Data for 2013 and 2014 not available

Schedule 27
ALBUQUERQUE MUNICIPAL SCHOOL DISTRICT NO. 12
DEMOGRAPHIC INFORMATION

New Mexico Gross Receipts Tax

	Bernalillo County		Sandoval County		State of New Mexico	
Fiscal	(000s)	(000s)	(000s)	(000s)	(000s)	(000s)
Year	Retail	Total	Retail	Total	Retail	Total
2013	7,966,070	32,177,604	658,771	2,380,081	24,239,671	108,060,634
2012	7,883,404	31,367,092	685,312	2,414,153	23,914,774	104,221,141
2011	7,736,773	30,616,678	818,368	3,096,652	23,789,930	102,715,750
2010	7,724,391	29,663,675	731,028	2,723,090	18,488,631	70,166,804
2009	7,879,244	30,861,715	672,504	2,844,192	23,812,635	104,562,006
2008	8,747,460	32,671,406	785,917	3,117,745	25,711,762	110,710,200
2007	8,095,799	33,139,257	693,973	3,015,406	26,012,240	103,740,330
2006	7,682,692	31,886,942	1,113,413	3,290,815	24,014,746	94,347,408
2005	6,769,594	29,411,880	844,832	2,248,768	20,415,829	79,173,289
2004	6,440,237	27,288,148	621,763	1,778,075	18,414,335	70,477,792
2003	6,835,927	24,076,633	766,338	1,828,559	18,700,757	63,358,240

Source: Official Statement dated June 27, 2014

OTHER SUPPLEMENTARY INFORMATION

CliftonLarsonAllen

CliftonLarsonAllen LLP
500 Marquette NW, Suite 800
Albuquerque, NM 87102
505-842-8290 | fax 505-842-1568
www.cliftonlarsonallen.com

INDEPENDENT AUDITORS' REPORT ON COMPLIANCE WITH REQUIREMENTS THAT COULD HAVE A DIRECT AND MATERIAL EFFECT ON EACH MAJOR FEDERAL PROGRAM AND ON INTERNAL CONTROL OVER COMPLIANCE IN ACCORDANCE WITH OMB CIRCULAR A-133

State of New Mexico
Albuquerque Municipal School District No. 12
To the Board of Education and
Hector H. Balderas
New Mexico State Auditor

Report on Compliance for Each Major Federal Program

We have audited the Albuquerque Municipal School District No. 12, New Mexico's (District) compliance with the types of compliance requirements described in the *OMB Circular A-133 Compliance Supplement* that could have a direct and material effect on each of the District's major federal programs for the year ended June 30, 2014. The District's major federal programs are identified in the summary of auditors' results section of the accompanying schedule of findings and questioned costs.

Management's Responsibility

Management is responsible for compliance with the requirements of laws, regulations, contracts, and grants applicable to its federal programs.

Auditors' Responsibility

Our responsibility is to express an opinion on compliance for each of the District's major federal programs based on our audit of the types of compliance requirements referred to above. We conducted our audit of compliance in accordance with auditing standards generally accepted in the United States of America; the standards applicable to financial audits contained in *Government Auditing Standards*, issued by the Comptroller General of the United States; and OMB Circular A-133, *Audits of States, Local Governments, and Non-Profit Organizations*. Those standards and OMB Circular A-133 require that we plan and perform the audit to obtain reasonable assurance about whether noncompliance with the types of compliance requirements referred to above that could have a direct and material effect on a major federal program occurred. An audit includes examining, on a test basis, evidence about the District's compliance with those requirements and performing such other procedures as we considered necessary in the circumstances.

We believe that our audit provides a reasonable basis for our opinion on compliance for each major federal program. However, our audit does not provide a legal determination of the District's compliance.

Opinion on Each Major Federal Program

In our opinion, the District complied, in all material respects, with the types of compliance requirements referred to above that could have a direct and material effect on each of its major federal programs for the year ended June 30, 2014.

Other Matters

The results of our auditing procedures disclosed instances of noncompliance, which are required to be reported in accordance with OMB Circular A-133 and which are described in the accompanying schedule of findings and questioned costs as items: 2012-001 and 2014-003. Our opinion on each major federal program is not modified with respect to these matters.

The District's response to the noncompliance findings identified in our audit are described in the accompanying schedule of findings and questioned costs. The District's response was not subjected to the auditing procedures applied in the audit of compliance and, accordingly, we express no opinion on the response.

Report on Internal Control Over Compliance

Management of the District is responsible for establishing and maintaining effective internal control over compliance with the types of compliance requirements referred to above. In planning and performing our audit of compliance, we considered the District's internal control over compliance with the types of requirements that could have a direct and material effect on each major federal program to determine the auditing procedures that are appropriate in the circumstances for the purpose of expressing an opinion on compliance for each major federal program and to test and report on internal control over compliance in accordance with OMB Circular A-133, but not for the purpose of expressing an opinion on the effectiveness of internal control over compliance. Accordingly, we do not express an opinion on the effectiveness of the District's internal control over compliance.

A *deficiency in internal control over compliance* exists when the design or operation of a control over compliance does not allow management or employees, in the normal course of performing their assigned functions, to prevent, or detect and correct, noncompliance with a type of compliance requirement of a federal program on a timely basis. A *material weakness in internal control over compliance* is a deficiency, or combination of deficiencies, in internal control over compliance, such that there is a reasonable possibility that material noncompliance with a type of compliance requirement of a federal program will not be prevented, or detected and corrected, on a timely basis. A *significant deficiency in internal control over compliance* is a deficiency, or a combination of deficiencies, in internal control over compliance with a type of compliance requirement of a federal program that is less severe than a material weakness in internal control over compliance, yet important enough to merit attention by those charged with governance.

Our consideration of internal control over compliance was for the limited purpose described in the first paragraph of this section and was not designed to identify all deficiencies in internal control over compliance that might be material weaknesses or significant deficiencies and therefore, material weaknesses or significant deficiencies may exist that were not identified. We did not identify any deficiencies in internal control over compliance that we consider to be material weaknesses. However, we identified certain deficiencies in internal control over compliance, as described in the accompanying schedule of findings and questioned costs as items 2012-001 and 2014-003 that we consider to be a significant deficiencies.

The District's response to the internal control over compliance findings identified in our audit are described in the accompanying scheduled of findings and questioned costs. The District's response was not subjected to the auditing procedures applied in the audit of compliance and, accordingly, we express no opinion on the response.

The purpose of this report on internal control over compliance is solely to describe the scope of our testing of internal control over compliance and the result of that testing based on the requirements of OMB Circular A-133. Accordingly, this report is not suitable for any other purpose.

CliftonLarsonAllen LLP

CliftonLarsonAllen LLP

Albuquerque, New Mexico
November 13, 2014

CliftonLarsonAllen

CliftonLarsonAllen LLP
500 Marquette NW, Suite 800
Albuquerque, NM 87102
505-842-8290 | fax 505-842-1568
www.cliftonlarsonallen.com

INDEPENDENT AUDITORS' REPORT ON INTERNAL CONTROL OVER FINANCIAL REPORTING AND ON COMPLIANCE AND OTHER MATTERS BASED ON AN AUDIT OF FINANCIAL STATEMENTS PERFORMED IN ACCORDANCE WITH *GOVERNMENT AUDITING STANDARDS*

State of New Mexico
Albuquerque Municipal School District No. 12
To the Board of Education and
Hector H. Balderas
New Mexico State Auditor

We have audited, in accordance with the auditing standards generally accepted in the United States of America and the standards applicable to financial audits contained in *Government Auditing Standards* issued by the Comptroller General of the United States, the financial statements of the governmental activities, the aggregate discretely presented component units, each major fund, the aggregate remaining fund information and the budgetary comparisons of the general fund and major special revenue funds of the Albuquerque Municipal School District No. 12, New Mexico (District), as of and for the year ended June 30, 2014, and the related notes to the financial statements, which collectively comprise the District's basic financial statements, and the combining and individual funds and related budgetary comparisons of the District, and each discretely presented component unit presented as supplementary information and have issued our report thereon dated November 13, 2014.

Internal Control Over Financial Reporting

In planning and performing our audit of the financial statements, we considered the District's internal control over financial reporting (internal control) to determine the audit procedures that are appropriate in the circumstances for the purpose of expressing our opinions on the financial statements, but not for the purpose of expressing an opinion on the effectiveness of the District's internal control. Accordingly, we do not express an opinion on the effectiveness of the District's internal control.

Our consideration of internal control was for the limited purpose described in the preceding paragraph and was not designed to identify all deficiencies in internal control that might be material weaknesses or significant deficiencies and, therefore, material weaknesses or significant deficiencies may exist that were not identified. However, as described in the accompanying schedule of findings and questioned costs, we identified certain deficiencies in internal control that we consider to be material weaknesses and significant deficiencies.

A *deficiency in internal* control exists when the design or operation of a control does not allow management or employees, in the normal course of performing their assigned functions, to prevent, or detect and correct, misstatements on a timely basis. A *material weakness* is a deficiency, or a combination of deficiencies, in internal control, such that there is a reasonable possibility that a material misstatement of the entity's financial statements will not be prevented, or detected and corrected, on a timely basis. We consider the deficiencies described in the accompanying schedule of findings and questioned costs to be material weaknesses (2012-005, 2013-019, 2014-012, 2013-032, 2014-026 and 2014-027).

A *significant deficiency* is a deficiency, or a combination of deficiencies, in internal control that is less severe than a material weakness, yet important enough to merit attention by those charged with governance. We consider the deficiencies described in the accompanying schedule of findings and questioned costs to be significant deficiencies (2014-002, 2012-001, 2014-003, 2014-004, 2014-009, 2014-010, FS 09-176, 2014-025 and 2014-028).

Compliance and Other Matters

As part of obtaining reasonable assurance about whether the District's financial statements are free from material misstatement, we performed tests of its compliance with certain provisions of laws, regulations, contracts, and grant agreements, noncompliance with which could have a direct and material effect on the determination of financial statement amounts. However, providing an opinion on compliance with those provisions was not an objective of our audit, and accordingly, we do not express such an opinion. The results of our tests disclosed instances of noncompliance or other matters that are required to be reported under *Government Auditing Standards* and which are described in the accompanying schedule of findings and questioned costs as items 2014-001, 2012-001, 2014-003, FS 10-05, 2013-062, 2013-064, 2013-021, 2014-029, 2013-009, 2013-028, FS 11-21, 2014-30, 2013-069, 2014-005, 2014-006, 2013-048, 2013-049, 2014-007, 2014-008, 2013-027, 2014-011, 2013-035, 2013-036, 2014-013, 2014-014, 2014-015, 2013-031, 2014-016, 2014-017, 2013-041, 2014-018, 2014-019, 2014-020, 2014-021, FS09-197, 2014-022, 2014-023 and 2014-024.

The District's Response to Findings

The District's responses to the findings identified in our audit are described in the accompanying schedule of findings and questioned costs. The District's responses were not subjected to the auditing procedures applied in the audit of the financial statements and, accordingly, we express no opinion on them.

Purpose of this Report

The purpose of this report is solely to describe the scope of our testing of internal control and compliance and the result of that testing, and not to provide an opinion on the effectiveness of the entity's internal control or on compliance. This report is an integral part of an audit performed in accordance with *Government Auditing Standards* in considering the District's internal control and compliance. Accordingly, this communication is not suitable for any other purpose.

CliftonLarsonAllen LLP

CliftonLarsonAllen LLP

Albuquerque, New Mexico
November 13, 2014

State Of New Mexico
Albuquerque Municipal School District No. 12

Schedule of Expenditures of Federal Awards
For The Year Ended June 30, 2014

Amounts are reported in dollars.

Federal Grantor or Pass-Through Grantor / Program Title	Passthrough Number		Federal CFDA Number	Federal Expenditures	
U.S. Department of Health and Human Services					
Passthrough State of New Mexico Children Youth & Families Department					
Title XX Health & Social Services	25129		93.667	$ 410,434	
Total U.S. Department of Health and Human Services					$ 410,434
U.S. Department of Education					
Passthrough State of New Mexico Department of Education					
Title I	24101	*	84.010	31,316,461	
Title I Charter School Total	24101	*	84.010	1,152,229	
Total - Title I				32,468,690	
Title I School Improvement	24162	*	84.010A	938,690	
Title I School Improvement Charter School Total	24162	*	84.010A	394,112	
Total- Title I School Improvement				1,332,802	
Entitlement IDEA B	24106	*	84.027	20,940,344	
Entitlement IDEA B Charter School Total	24106	*	84.027	958,928	
IDEA B Private School	24115	*	84.027	170,227	
Reallocation IDEA-B	24120	*	84.027A	205,105	
Reallocation IDEA-B Charter School Total	24120	*	84.027A	111,843	
IDEA B Results Plan	24138	*	84.027A	121,959	
Preschool IDEA-B (Special Education Cluster)	24109	*	84.173	354,635	
Total- Entitlement IDEA B (Special Education Cluster)				22,863,041	
School Improvement Title I 1003g Grant	24124		84.377	1,827,509	
English Language Acquisition	24153		84.365A	973,449	
English Language Acquisition Charter School Total	24153		84.365A	37,007	
Total ELL Title III Incentive Awards				1,010,456	
Teacher / Principal Training / Recruiting	24154	*	84.367A	2,855,530	
Teacher / Principal Training / Recruiting Charter School Total	24154	*	84.367A	334,841	
Total - Teacher/Principal Training / Recruiting				3,190,371	
Education of Homeless	24113		84.196	76,114	
21st Century Community Living Centers	24119		84.287C	288,134	
Carl Perkins Special Projects - Current	24171		84.048	48,540	
Carl Perkins Secondary - Current	24174		84.048	948,678	
Carl Perkins Secondary - PY Unliquid	24175		84.048	3,192	
Carl D. Perkins-Secondary Redistribution	24176		84.048	143,539	
Carl D. Perkins-HSTW Current	24180		84.048	23,810	
Carl D. Perkins-HSTW Current - Charter School Total	24180		84.048	85,842	
Carl D. Perkins-HSTW Current	24182		84.048	10,486	
Total - Carl Perkins				1,264,087	

State Of New Mexico
Albuquerque Municipal School District No. 12

Schedule of Expenditures of Federal Awards

For The Year Ended June 30, 2014

Amounts are reported in dollars.

Federal Grantor or Pass-Through Grantor / Program Title	Passthrough Number		Federal CFDA Number	Federal Expenditures	
Impact Aid	11000		84.041	201,227	
Title VII Impact Aid Special Education	25145		84.041	40,700	
Title VII Impact Aid Indian Education	25147		84.041	6,518	
Total - Title VII				248,445	
School Leadership Program	25173		84.363A	641,960	
Indian Education Formula Grant	25184		84.060A	988,005	
Indian Education Formula Grant Charter School Total	25184		84.060A	32,000	
Elementary School Counseling	25215		84.215E	446,829	
Smaller Learning Communities	25217		84.215L	1,079,550	
Start Smart K-3 Utah State University Study	28191		84.396B	730,559	
Total U.S. Department of Education					68,488,552
U.S. Department of the Interior					
Direct to Albuquerque Public Schools					
Johnson O'Malley	25131		15.130	$ 153,883	
U.S. Dept. of Interior Fish & Wildlife	25251		15.631	1,430	
Total U.S. Department of the Interior					155,313
U.S. Department of Defense					
Direct to Albuquerque Public Schools					
Collaborative Research & Development	25112		12.114	$ 18,493	
ROTC	25200		12.357	21,995	
Community Economic Adjustment	31500		12.600	205,921	
Total U.S. Department of Defense					246,409
U.S. Department of Agriculture					
Passthrough State of New Mexico Department of Education					
Child Nutrition Cluster					
School Breakfast Program	21000	*	10.553	7,319,975	
National School Lunch Program	21000	*	10.555	20,617,327	
National School Lunch Program Charter School Total [1]	21000	*	10.555	1,152,314	
U.S.D.A Commodities	21000	*	10.555	1,719,109	
Total - Child Nutrition Cluster				30,808,725	
Forest Reserve	11000		10.672	31,058	
Total U.S. Department of Agriculture					30,839,783
Total Federal Financial Assistance					$ 100,140,491

[1] These funds are passed through PED direct to the Charter Schools

(*) Denotes Major Federal Financial Assistance Program

Notes to Schedule of Expenditures of Federal Awards

1. Basis of Presentation

The accompanying Schedule of Expenditures of Federal Awards (Schedule) includes the federal grant activity of the Albuquerque Public School District (District) and is presented on the modified accrual basis of accounting, which is the same basis as was used to prepare the fund financial statements. The information in this Schedule is presented in accordance with the requirements of OMB Circular A-133, Audits of States, Local Governments and Non-Profit Organizations. Therefore, some amounts presented in this schedule may differ from amounts presented in, or used in the preparation of the financial statements.

2. Subrecipients - N/A

3. Non-Cash Federal Assistance

The District receives USDA Commodities for use in sponsoring the National School Lunch and Breakfast programs. The value of commodities received for the year ended June 30, 2014 was $1,719,109 and is reported in the Schedule of Expenditures of Federal Awards under the Department of Agriculture Commodities program, CFDA number 10.555. Commodities are recorded as miscellaneous revenues and expenditures in the food service fund.

4. Reconciliation of Schedule of Expenditures of Federal Awards to Financial Statements:

Primary Government

Total federal awards expended	
per Schedule of Expenditures of Federal Awards	$ 100,140,491
Nutrition Cluster - USDA Food Service Revenue	(30,808,725)
Total expenditures funded by other sources	900,261,351
Total expenditures, governmental funds	$ 969,593,117

STATE OF NEW MEXICO
ALBUQUERQUE MUNICIPAL SCHOOL DISTRICT NO. 12
SCHEDULE OF FINDINGS AND QUESTIONED COSTS
June 30, 2014

Section I - Summary of Auditor's Results

Financial Statements

Type of auditor's report issued: Unmodified

Internal control over financial reporting:

- Material weakness(es) identified? ☒ yes ☐ no
- Significant deficiency(ies) identified that are not considered to be material weaknesses? ☒ yes ☐ none reported

Noncompliance material to financial statements noted? ☐ yes ☒ no

Federal Awards

Internal control over major programs:

- Material weakness(es) identified? ☐ yes ☒ no
- Significant deficiencies identified that are not considered to be material weakness(es)? ☒ yes ☐ none reported

Type of auditor's report issued on compliance for major program: Unmodified

Any audit findings, disclosed that are required to be reported in accordance with Section 510(a) of Circular A-133? ☒ yes ☐ no

Identification of major programs:

CFDA Number(s)	Name of Federal Program or Cluster
84.010 / 84.010A	Title I, Part A
84.027 / 84.027A / 84.173	Special Education Cluster
84.367A	Improving Teacher Quality State Grants
10.553 / 10.555	Child Nutrition Cluster

Dollar threshold used to distinguish between type A and type B programs $3,000,000

Auditee qualified as low-risk auditee? ☐ yes ☒ no

SECTION II – FINANCIAL STATEMENT FINDINGS

ALBUQUERQUE PUBLIC SCHOOLS

2012-001 – Allowable Activities/Costs - Payroll (Significant Deficiency, Instance of Noncompliance)

Federal Programs: Title I, Part A Cluster (CFDA # 84.010), IDEA – B Cluster (CFDA# 84.027)

Federal Agency: Department of Education

Federal Award Year: 2013

Pass through Agency: New Mexico Public Education Department

Award Number: Title I (S010A130031), IDEA – B (H027A130153-13A)

Questioned Costs: $11,965

Condition: During our single audit test work over allowable activities/costs for payroll disbursements, we noted the following issues:

- The District was unable to provide a time and effort certification for 1 out of 40 payroll disbursements tested.

- When reviewing 40 payroll disbursements, we noted 1 employee being paid at the incorrect hourly rate for the period of FY2009 – FY2014. The total overpayment approximates $60,140 ($11,965 during FY14). The overpayment was a result of a record analyst entering the incorrect pay rate when the employee was hired during FY08-09. The employee's pay rate was corrected in June of 2014 by APS after it was detected by a record analyst.

Criteria: Per OMB A-133 and federal agreements, the programs will be reimbursed for actual costs incurred. In addition, A-102 Common Rule requires that non-Federal entities receiving Federal Awards establish and maintain internal control designed to reasonably ensure compliance with Federal laws, regulations and program compliance requirements. In addition, per OMB Circular A-87, for employees who work on multiple activities or cost objectives, a distribution of their salaries or wages will be supported by personal activity reports or equivalent documentation.

Cause: Management oversight and lack of effective internal controls surrounding the review of entering employee pay into the payroll system and ensuring complete collection of time and effort sheets.

Effect: The program is not in compliance with grant requirements and the District may have incorrectly charged costs to the programs.

SECTION II – FINANCIAL STATEMENT FINDINGS (CONTINUED)

ALBUQUERQUE PUBLIC SCHOOLS (CONTINUED)

Auditor's Recommendation: We recommend that APS establish effective internal controls surrounding the entering of employee's pay and/or change in pay. We recommend the processing of these payroll items be reviewed prior to uploading the information in to the payroll module to ensure the most accurate pay rate is entered. In addition, we recommend that the District continue to strive for full compliance in receiving all time and effort sheets. It has been brought to our attention by the grants department that the District believes this can be achieved when the new grant module is fully operational in the coming school years.

Management's Response: Grant Management has implemented a new module in the district's ERP that will assist in the proper coding of employees to federal grants in a more efficient manner than had been done in the past. Management has also hired additional staff to assist in verifying that all forms are returned and completed accurately. Associate Superintendents will be asked for assistance when Grant Management staff are unable to secure the forms from employees. Management has developed and implemented a mandatory online training program for all employees paid by federal funds to ensure that they understand the importance and responsibility of completing and returning the forms.
Management has created an HR/Finance task force to address the payroll cycle and faults in the process. The task force is considering the entire payroll cycle, all entities involved in the cycle, and both short term and long term solutions to address payment irregularities.

Management is in the process of collecting for the overpayment.

2012-005 – Internal Controls Surrounding Capital Asset Management (Material Weakness)

Condition: During our test work over capital assets, we noted the following:

- The District notified the Office of the State Auditor and Public Education Department in April and May 2014 of various buildings the District intended to demolish. The District began the actual demolition of these buildings in June/July 2014. However, the District did not obtain board approval/notification until August 2014, after the demolition of the buildings commenced.

- During our review of the construction in process (CIP) account balance, we noted the following issues:

    - We identified approximately $5.5m in CIP that required reclassification to the applicable capital asset class to begin depreciation of the asset not identified by the District.

    - Approximately $1.3m in CIP projects with no activity since FY11 and approximately $1m in CIP projects with no activity since FY12. Both of these populations of CIP projects remain in CIP as of June 30, 2014; the District is uncertain as to whether or not the projects are complete and should be reclassified from CIP to a capital asset account.

SECTION II – FINANCIAL STATEMENT FINDINGS (CONTINUED)

ALBUQUERQUE PUBLIC SCHOOLS (CONTINUED)

- Approximately $7.1m of the $126m in CIP that the District transferred to an appropriate capital asset account should have been transferred in FY13.

- We identified approximately $570k in year-end accruals to the CIP account balance which represented duplicate expenditures in the population and required an adjustment.

- During FY14, the District engaged with a company to perform a comprehensive district-wide physical inventory audit of all fixed and technology assets, which included the implementation of a web-based system that will improve the District's site management of these assets. Although the district has substantially completed these physical inventory counts, a complete reconciliation of all counts compared to the asset listing has not been completed. As a result, the District is uncertain as to the extent of missing assets which would need to be removed from the District's capital asset listing as of June 30, 2014.

Criteria: NMAC 6.20.2.22 requires that assets of a long-term character which are intended to continue to be held or used, such as land (including acquisition and improvements to grounds), buildings (including initial acquisition, improvements, remodeling, additions, and replacement), furniture, machinery and equipment, shall be acquired and accounted for through the development and implementation of a complete property control system which shall be adopted by the local board and in accordance with GAAP. In addition, per Supplement 12 as authorized by 1978 NMSA 13-6-1, *Disposition of Real Property*, all dispositions of real property having a current resale value of more than five thousand dollars ($5,000) must be approved by PED and the school board or governing authority prior to such disposition. In addition, every school district shall establish and maintain an internal control structure to provide management with reasonable assurance that assets are safe-guarded against loss from unauthorized use or disposition, that transactions are executed in accordance with management's authorization and recorded properly to permit the preparation of financial statements in accordance with GAAP.

Cause: The District lacks effective internal controls surrounding the process of reclassifying projects from CIP to the appropriate capital asset account. In addition, the District lacks an effective process to ensure proper approval and notification prior to demolishing buildings.

Effect: Potential misstatements of the financial statements and noncompliance with applicable statutes.

Auditor's Recommendation: We recommend the District review the projects within the outstanding CIP balance and determine the classification as CIP is still appropriate. We recommend the District establish a formal process to move projects from CIP upon completion or when no other costs are expected to be accumulated into the project. The District should include a process in which all projects within CIP are reviewed on a monthly basis. We would recommend that the review of open and closed activity for CIP projects be performed on a monthly basis to ensure timely reporting of assets and depreciation. In addition, we recommend that management implement a process to ensure that the Board be notified of the disposition of assets in a more timely manner to ensure compliance with all laws and regulations.

SECTION II – FINANCIAL STATEMENT FINDINGS (CONTINUED)

ALBUQUERQUE PUBLIC SCHOOLS (CONTINUED)

Management's Response:

Demolition Approval: Demolition of buildings: FD&C met with Capital Fiscal Services (CFS) on this issue this summer. We have agreed to implement a new process going forward. Our groups meet on a monthly basis to coordinate common activities; building demolitions are now a standing agenda item in those monthly meetings. FD&C has agreed to notify CFS about upcoming demolition projects and CFS has agreed that they will own the communication and reporting process once they are provided the information. FD&C will no longer report our demolition plans to the State Auditor. By communicating demolition plans on a monthly basis and clarifying the role of which organization will communicate and obtain approvals with the Board of Education and the state, we believe that we will successfully address this control issue.

Capital Fiscal Services Asset Management will adhere to requirement of timely Board notification and approval for demolition of buildings.

CIP Activity Close Out: FD&C recently met with CFS to develop a solution. The reason that the capitalization of capital projects was delayed in the past is that the project team from FD&C would not close out projects because they were waiting on residual claims and invoices to continue to arrive from the contractors. Because invoices lagged beyond the completion date of the project, the project stayed open, thus delaying the capitalization process. FD&C and CFS have agreed that going forward, FD&C will work with CFS to change the project status of a project on Lawson once the Certificate of Occupancy has been received. CFS will change the status of the project on the Lawson system from active (Status 1) to an alternate status (Status 94 or 95). This change in status will trigger the capitalization (start of the depreciation stream) process in Lawson, but at the same time it allows the project team to continue to pay invoices that will continue to arrive in the near future.

Capital Fiscal Services Asset Management will review, on a monthly basis, all current and open CIP Activity/Projects for the purpose of reclassifying CIP projects to capital accounts in a timely manner.

Year-end procedures will be strengthened to ensure that all accrual and other adjusting entries receive timely management review and approval to minimize the potential for duplications and other errors.

Physical Inventory: Capital Fiscal Services Asset Management is in the process of performing a complete reconciliation of the District's physical inventory between the existing asset management module on the district's ERP and the inventory performed by external contractor. Upon final reconciliation, Capital Fiscal Services Asset Management will determine the discrepancies and adjust the inventory records accordingly.

SECTION II – FINANCIAL STATEMENT FINDINGS (CONTINUED)

ALBUQUERQUE PUBLIC SCHOOLS (CONTINUED)

2014-001 – Over-Expended Budget (Compliance and Other Matters)

Condition: During the audit, we noted the following funds/functions where the actual expenditures exceeded the legal level of budgetary control:

- Debt Services Fund (41000) - Support Services - $41,580.
- Start Smart K-3 Utah State Univ. Study Special Revenue Fund (28191) - Support Services - $11,365.
- Innovative Solutions for Struggling Schools Special Revenue Fund (27175) - Support Services - $12,776.

Criteria: Sound financial management and 6.20.2.9 (A) NMAC and 22-8-5 through 22-8-12.2 NMSA 1978 require that budgets not be exceeded at the legal level of control. For school districts, the function is the legal level of control.

Cause: Management oversight.

Effect: Non-compliance with state statutes.

Recommendation: We recommend that management establish controls necessary to monitor the budget and submit any necessary adjustments on a timely basis in order to avoid overages.

Management's Response: 41000-Debt Service Fund: The Budget Office prepared a budget adjustment request to PED in June 2014 to cover the anticipated amount of tax collection fees (function 2300) for the year. The amount requested was insufficient and it was too late in the fiscal year to request an additional adjustment. To avoid this issue in the future, management will be monitoring the property tax revenue and collections costs more closely throughout the year. Tax collection fees have also been budgeted at a higher percentage rate in anticipation of additional property tax revenue receipts.

28191-Start Smart: The grant in total was not overdrawn; however, the support function was overdrawn. Transfers between functions (1000-direct, 2xxx-support) have a PED-imposed deadline that occurs in May of each year. The program office underestimated the original support cost for June. When accruing the actual timesheets worked during June, the cost for support was higher than estimated. By this time, the deadline for cross transfers had passed. This grant is one of two that time constraints on adjustments are not reasonable. PED sets a deadline for cross transfers in approximately May of each year. This grant runs primarily during June and July. Because of this, estimations are sometimes impossible. In an effort to minimize this type of problem in the future, management will be working with PED to try and establish exceptions to the time frame for cross transfers for summer programs.

27175-Innovative Solutions: This $12,776 was an unliquidated obligation from FY12-13 for one of the district's dependent charter schools that management failed to get Budget Authority to liquidate in FY13-14. The expense was valid and in line with the grant, but timing of the final payment crossed fiscal years and it was not discovered in time to re-establish the necessary

SECTION II – FINANCIAL STATEMENT FINDINGS (CONTINUED)

ALBUQUERQUE PUBLIC SCHOOLS (CONTINUED)

budget authority. At the end of FY13-14, management created a Charter School manual with specific dates and instructions for reimbursement. Management will be updating this manual yearly, which will allow us to coordinate timing of the charter's request for reimbursement from the district, with the actual disbursement of funds.

2014-002 – Internal Controls Over Pay and Position Changes (Significant Deficiency)

Condition: During our internal control test work, we reviewed 22 payroll disbursements and related personnel files. We noted one instance in which an employee was overpaid by approximately $424 and one instance in which an employee was underpaid by approximately $1,846. These incorrect payments were related to pay rate and position changes during the year. The District has acknowledged this as an issue and runs a report prior to year-end to identify any employees that have been either overpaid or underpaid. Although District personnel ran this report prior to year-end, not all under and over payments were corrected prior to the last payroll run. As a result, it is estimated that a total of 105 employees were overpaid by $78,870 and 62 employees were underpaid by $26,064.

Criteria: Per PSAB Supplement 14, Districts shall establish written payroll policies and procedures to include a checklist of payroll related functions. This shall include, but not be limited to, the following functions: Human Resources and Payroll shall implement procedures to ensure the reasonableness of paychecks. In addition, all necessary changes to payroll records should be maintained on the financial management system at least monthly.

Cause: Lack of effective internal controls to ensure pay rate changes are properly processed through the system during the year.

Effect: Inaccurate payroll disbursements, possible misappropriation of assets or financial statement misstatements.

Auditor's Recommendation: We recommend that management implement procedures to ensure employee pay rate and position changes made during data processing is reviewed to ensure that the changes were made by the system. In addition, we recommend that changes that could affect employee pay rates are communicated to payroll personnel to ensure paychecks are processed correctly.

Management's Response: This is an error created by the current payroll module, and is one of the problems identified to be fixed with the new payroll module scheduled for implementation July 1, 2015. The payroll department has set up a series of exception reports to identify and correct the errors. A final step will be added after all summer payrolls have been processed to confirm corrections are in place. Long term fix is software modification by the software vendor. Management is working with the vendor to provide feedback and identify further areas of improvement.

Management is in the process of collecting for all overpayments and reimbursing for all underpayments identified.

SECTION II – FINANCIAL STATEMENT FINDINGS (CONTINUED)

21ST CENTURY PUBLIC ACADEMY

FS 10-05 – Internal Control Structure (Compliance and Other Matters)

Condition: During our audit, we noted a payroll liability account which was not reconciled and required an audit adjustment to decrease the liability account by approximately $6,000. In addition, we noted the June tax receipts for the HB33 and SB9 funds were transposed and recorded to the incorrect funds; an approximately $17k audit adjustment was required.

Criteria: Every school district shall establish and maintain an internal control structure to provide management with reasonable assurance that assets are safe-guarded against loss from unauthorized use or disposition, and that transactions are executed in accordance with management's authorization and recorded properly to permit the preparation of financial statements in accordance with GAAP.

Cause: Management oversight, lack of effective internal controls over the financial close and reporting process.

Effect: Potential misstatements of financial statements.

Auditor's Recommendation: We recommend that management establish effective internal controls surrounding the financial close and reporting process to ensure all accounts have been properly reconciled.

Management's Response: A new process has been implemented to reconcile every asset and liability account quarterly to assure balances are correct. This includes a review by someone other than the preparer.

2013-062 – Timely Deposit of Cash Receipts (Compliance and Other Matters)

Condition: During our review of cash receipts, we noted 2 of 11 receipts in the amount of approximately $400 lacked documentation of the actual date of receipt; therefore, we were unable to determine whether the school deposited the receipts within 24 hours of receipt as required.

Criteria: NMAC 6.20.2.14 states that money received and receipted shall be deposited in the bank within twenty-four (24) hours or one banking day.

Cause: Procedures established by management to ensure proper documentation and timely deposit were not established until after the fiscal year began.

Effect: Non-compliance with NMAC 6.20.2.14.

Auditor's Recommendation: We recommend that management continue to monitor the established procedures to ensure all staff involved with cash receipts and deposits are familiar with the established procedures to ensure timely deposit of all receipts as required.

SECTION II – FINANCIAL STATEMENT FINDINGS (CONTINUED)

21ST CENTURY PUBLIC ACADEMY (CONTINUED)

Management's Response: New procedures have been developed for Cash Receipts and all staff has received training.

2013-064 – Budgetary Conditions (Compliance and Other Matters)

Condition: During the audit, we noted the School had expenditure functions where actual expenditures exceeded budgetary authority:

Fund 11000 – Instruction - $35,895
Fund 21000 – Food Services - $2,343
Fund 24154 – Support Services - $4,743
Fund 31700 – Support Services - $147

Criteria: Sound financial management and 6.20.2.9 (A) NMAC and 22-8-5 through 22-8-12.2 NMSA 1978 require that budgets not be exceeded at the legal level of control. For school districts, the function is the legal level of control.

Cause: Management oversight.

Effect: Non-compliance with state statutes.

Auditor's Recommendation: The School should establish a policy of budgetary review at year-end and make the necessary budgetary adjustments.

Management's Response: Budget comparison reports are produced monthly. BARs will be prepared as required to keep all functions within the approved budget.

ALBUQUERQUE TALENT DEVELOPMENT SECONDARY CHARTER SCHOOL

2013-021 – Travel and Per Diem (Compliance and Other Matters)

Condition: During our review of 3 travel and per diem reimbursements, it was noted that for two of the reimbursements, the employee was reimbursed at 100% of the IRS rate.

Criteria: Per NMAC 6.20.2.19, each school district shall establish and implement written policies and procedures for travel and training. Travel policies and procedures shall be in compliance with the Per Diem and Mileage Act, Sections 10-8-1 through 10-8-8, NMSA 1978, and Department of Finance and Administration (DFA) regulations. Additionally, per the school policy, mileage reimbursements shall be at 80% of the IRS rate.

Cause: Management oversight.

Effect: Non-compliance with NMAC 6.20.2.19.

SECTION II – FINANCIAL STATEMENT FINDINGS (CONTINUED)

ALBUQUERQUE TALENT DEVELOPMENT SECONDARY CHARTER SCHOOL (CONTINUED)

Auditor's Recommendation: We recommend that management ensure all staff involved with travel and per diem reimbursements are familiar with the established procedures to ensure compliance.

Management's Response: The school has changed its mileage reimbursement policy. The school will reimburse mileage at the effective date and rate published by the Internal Revenue Service. This was approved by the Governing Council at its September 20, 2014 meeting.

2014-004 – Internal Control Structure (Significant Deficiency)

Condition: During our audit, we encountered the following issues:

- During our journal entry review, we noted that the school will cut a check for some purchases based on online pricing, then will allow the store to modify the payment electronically if the actual amount exceeds the check amount. The school then utilizes journal entries to correct the differences.
- Expenses for janitorial services were incorrectly charged to the SB9 fund (31700) in the amount of approximately $26,000 and required an audit adjustment to reclassify these expenses to the operating fund.
- During our accounts receivable testwork, we identified an additional approximately $8,000 accrual which was not previously identified by management.

Criteria: Every school district shall establish and maintain an internal control structure to provide management with reasonable assurance that assets are safe-guarded against loss from unauthorized use or disposition, and that transactions are executed in accordance with management's authorization and recorded properly to permit the preparation of financial statements in accordance with GAAP. In addition, NMSA 1978 22-25-2 does not allow the use of SB9 funds for expenses related to improvements or maintenance on non-public buildings.

Cause: Management oversight, lack of effective internal controls surrounding the financial reporting process.

Effect: Misstatements of financial statements and/or possible misappropriation of assets.

Auditor's Recommendation: We recommend that management ensure that adequate internal controls are established surrounding the financial reporting process.

Management's Response:

- For electronic checks, the vendor is to accept payment for the exact amount on the receipt and the Business Office will J/E the difference between the amount of the receipt and the amount of the check, if any. The Principal must sign off on all J/E's.
- The Business Office is in communication with Capital Outlay regarding expenses to ensure that the expenses qualify under SB-9 funding.

SECTION II – FINANCIAL STATEMENT FINDINGS (CONTINUED)

ALBUQUERQUE TALENT DEVELOPMENT SECONDARY CHARTER SCHOOL (CONTINUED)

- The Business Office will review accounts receivable listing against the Balance Sheet and outstanding RfR's in OBMS.

2014-029 – Personnel Files (Compliance and Other Matters)

Condition: During our audit, we noted 1 of 6 personnel files reviewed which lacked the ERB enrollment form.

Criteria: Per NMAC 6.20.2.18, the local board shall establish written payroll policies and procedures which comply with state and federal regulations on payroll, as well as maintaining strict internal controls, close supervision and financial accounting in accordance with GAAP. School districts shall maintain and have available for inspection the following employee record documentation: employment contracts (including increments), personnel/payroll action forms, certification records, employment eligibility verification (federal form I-9 for citizenship certification), federal and state withholding allowance certificates, pay deduction authorizations, pay or position change notices, Educational Retirement Act plan application, and direct deposit authorizations.

Cause: Management oversight.

Effect: Non compliance with the applicable statutes.

Auditor's Recommendation: We recommend that management establish procedures to ensure the required documentation is contained in all personnel files.

Management's Response: The business office will conduct a thorough file review on all employees to ensure accuracy and completeness.

ALICE KING COMMUNITY SCHOOL

2013-009 – Budgetary Conditions (Compliance and Other Matters)

Condition: The School has an expenditure function where actual expenditures exceeded budgetary authority:

Fund 21000 – Food Services - $4,791

Criteria: Sound financial management and 6.20.2.9 (A) NMAC and 22-8-5 through 22-8-12.2 NMSA 1978 require that budgets not be exceeded at the legal level of control. For school districts, the function is the legal level of control.

Cause: Management oversight.

SECTION II – FINANCIAL STATEMENT FINDINGS (CONTINUED)

ALICE KING COMMUNITY SCHOOL (CONTINUED)

Effect: Non-compliance with state statutes.

Auditor's Recommendation: The School should establish a policy of budgetary review at year-end and make the necessary budgetary adjustments.

Management's Response: The business manager will review average costs for all accounts to ensure that final bills received after the BAR submission deadline will not exceed current budget authority. Additionally, the business manager will request that all final bills be submitted to Alice King no later than May 31st so she can reconcile the account in order to submit BARs in a timely basis.

CHRISTINE DUNCAN HERITAGE ACADEMY

2013-028 – Timely Deposit of Cash Receipts (Compliance and Other Matters)

Condition: During our review of 10 cash receipts, we noted 1 deposit in the amount of $1,500 which was not deposited within 24 hours of receipt as required.

Criteria: NMAC 6.20.2.14 states that money received and receipted shall be deposited in the bank within twenty-four (24) hours or one banking day.

Cause: Management oversight.

Effect: Non-compliance with NMAC 6.20.2.14.

Auditor's Recommendation: We recommend that management ensure all staff involved with cash receipts and deposits are familiar with the established procedures to ensure timely deposit of all receipts as required.

Management's Response: The Business Manager has given a copy of the NMAC 6.20.2.14, *Cash Control Standards*, to the staff involved with cash receipts and deposits. The Administrative Assistant will take deposits to the bank on Monday, Wednesday, and Friday to ensure deposits are made within twenty-four hours, or one banking day. The school has increased staff to assist with the deposits when the Administrative Assistant is on leave.

CORRALES INTERNATIONAL CHARTER SCHOOL

FS 11-21 – Internal Control Structure (Compliance and Other Matters)

Condition: During our test work over accounts payable and related disbursements we noted the following:

SECTION II – FINANCIAL STATEMENT FINDINGS (CONTINUED)

CORRALES INTERNATIONAL CHARTER SCHOOL (CONTINUED)

- An invoice paid subsequent to year-end in the amount of approximately $2,014 for services provided as of June 30, 2014; this amount was not identified in the accounts payable by management.
- An employee reimbursement in which the employee was reimbursed $10 in excess of actual receipts.

Criteria: Every school district shall establish and maintain an internal control structure to provide management with reasonable assurance that assets are safe-guarded against loss from unauthorized use or disposition, and that transactions are executed in accordance with management's authorization and recorded properly to permit the preparation of financial statements in accordance with GAAP.

Cause: Management oversight.

Effect: Potential misstatements of financial statements.

Auditor's Recommendation: We recommend that management evaluate the exceptions noted and evaluate the internal controls surrounding the year-end financial reporting process and reimbursement processing.

Management's Response: A purchase order for IT services was closed before the June payment was issued. In the future, a more thorough review of all purchase orders will be made in May and then again in June to ensure that all accounts payable can be identified before the year-end audit.

A reimbursement was made to an employee and the amount of the cash given for payment was circled and reimbursed instead of the total amount of the receipt. A procedure that could eliminate these types of mistakes in the future would be to have the Business Manager submit the invoices and check disbursements to the Office Manager for review before they are submitted to the Head of School for approval.

2014-030 – Purchasing (Compliance and Other Matters)

Condition: We noted 1 of 38 disbursements tested, totaling $4,285, which lacked an approved purchase order or purchase requisition prior to the purchase of goods or services.

Criteria: Per PSAB Supplement 13-Purchasing, the preparation and execution of a duly authorized purchase order must precede the placement of any order for goods, services or construction.

Cause: Management oversight.

Effect: Possible unauthorized purchases or purchases without adequate budget authority.

SECTION II – FINANCIAL STATEMENT FINDINGS (CONTINUED)

CORRALES INTERNATIONAL CHARTER SCHOOL (CONTINUED)

Auditor's Recommendation: We recommend that management establish appropriate controls and procedures to ensure all purchases have an approved purchase order/purchase requisition prior to the purchase.

Management's Response: A payment was made which lacked an approved purchase order. Currently, management reviews purchasing procedures with employees at the beginning of the school year. In the future, management can remind employees of purchasing procedures and the necessity of issuing purchase orders prior to expenditures several times during the year.

DIGITAL ARTS AND TECHNOLOGY ACADEMY

2013-069 – Purchasing (Compliance and Other Matters)

Condition: During our review of 28 disbursements, we noted 4 related to legal expenses which totaled $3,863 and exceeded the established PO amount of $1,500.

Criteria: Per PSAB Supplement 13-Purchasing, the preparation and execution of a duly authorized purchase order must precede the placement of any order for goods, services or construction.

Cause: Lack of adequate controls and effective procedures surrounding the purchasing process.

Effect: Possible unauthorized purchases or purchases without adequate budget authority.

Auditor's Recommendation: We recommend that management establish appropriate controls and procedures to ensure all purchases have an approved purchase order/purchase requisition prior to the purchase.

Management's Response: The school has procedures in place over the purchase of goods and services. The assistant business manager will review the procedures and ensure that staff comply with them.

GORDON BERNELL CHARTER SCHOOL

2013-048 – Personnel Files (Compliance and Other Matters)

Condition: During our audit, we noted 3 of 6 personnel files reviewed which lacked the ERB enrollment form.

Criteria: Per NMAC 6.20.2.18, the local board shall establish written payroll policies and procedures which comply with state and federal regulations on payroll, as well as maintaining strict internal controls, close supervision and financial accounting in accordance with GAAP.

SECTION II – FINANCIAL STATEMENT FINDINGS (CONTINUED)

GORDON BERNELL CHARTER SCHOOL (CONTINUED)

School districts shall maintain and have available for inspection the following employee record documentation: employment contracts (including increments), personnel/payroll action forms, certification records, employment eligibility verification (federal form I-9 for citizenship certification), federal and state withholding allowance certificates, pay deduction authorizations, pay or position change notices, Educational Retirement Act plan application, and direct deposit authorizations.

Cause: Lack of effective controls and procedures surrounding the personnel files.

Effect: Non compliance with the applicable statutes.

Auditor's Recommendation: We recommend that management establish procedures to ensure the required documentation is contained in all personnel files.

Management's Response: The school believes that the ERB form in question was misplaced under the prior business manager or during a previous audit. All proper paperwork is on file with ERB, so the employees in question have not missed any payments. The new business manager hired will audit the personnel files for completeness and will request that these employees submit a new ERB form so all files are complete.

2013-049 – Purchasing (Compliance and Other Matters)

Condition: We noted 6 of 24 disbursements tested, totaling $27,287, which lacked an approved purchase order or purchase requisition prior to the purchase of goods or services.

Criteria: Per PSAB Supplement 13-Purchasing, the preparation and execution of a duly authorized purchase order must precede the placement of any order for goods, services or construction.

Cause: During the year, the school had transitioned business managers and may have lacked adequate controls and procedures surrounding the disbursement process early in the fiscal year.

Effect: Possible unauthorized purchases or purchases without adequate budget authority.

Auditor's Recommendation: We recommend that management establish appropriate controls and procedures to ensure all purchases have an approved purchase order/purchase requisition prior to the purchase.

Management's Response: The school hired a new business manager in October 2013 and the staff members have been trained in proper purchasing procedures. The full time, on-site business manager will closely monitor that these procedures are being followed with fidelity.

SECTION II – FINANCIAL STATEMENT FINDINGS (CONTINUED)

GORDON BERNELL CHARTER SCHOOL (CONTINUED)

2014-005 – Timely Deposit of Cash Receipts (Compliance and Other Matters)

Condition: During our review of 10 cash receipts, we noted 1 deposit in the amount of $20 which was not deposited within 24 hours of receipt as required.

Criteria: NMAC 6.20.2.14 states that money received and receipted shall be deposited in the bank within twenty-four (24) hours or one banking day.

Cause: Management oversight.

Effect: Non-compliance with NMAC 6.20.2.14.

Auditor's Recommendation: We recommend that management ensure all staff involved with cash receipts and deposits are familiar with the established procedures to ensure timely deposit of all receipts as required.

Management's Response: The deposit noted above was for bus passes sold on 10/7/2013 and 10/8/2013 and was not deposited until 10/17/2013. This deposit was made under the prior business manager. In October 2013, the school hired a new business manager, who ensures money is deposited within the 24 hour or one banking day period in compliance with NMAC 6.20.2.14. Deposits are done every Tuesday and Thursday or additionally when necessary. Going forward, all funds will be deposited within the required timeframe.

2014-006 – Payroll Related Contributions and Reporting (Compliance and Other Matters)

Condition: During our audit, we noted the 941 report and contributions for the 3rd quarter of 2013 (Jul-Sep) were not submitted timely; as a result, a $95 penalty was assessed. In addition, the ERB monthly contributions and report for August 2013 were not submitted timely; as a result, a $16 penalty was assessed.

Criteria: The IRS requires accurate quarterly filing and reporting of the school's wages and related taxes on form 941. In addition, the ERB requires monthly contributions and submissions within 15 days of the end of the month.

Cause: During the year, the school had transitioned business managers and may have lacked adequate controls and procedures surrounding these filing and reporting processes early in the fiscal year.

Effect: Non compliance with IRS and ERB reporting requirements and assessed penalties.

Auditor's Recommendation: We recommend that management establish adequate controls and procedures surrounding the 941 filing and reporting process. In addition, we recommend management continue to work with the IRS to properly resolve this issue.

SECTION II – FINANCIAL STATEMENT FINDINGS (CONTINUED)

GORDON BERNELL CHARTER SCHOOL (CONTINUED)

Management's Response: The late penalties noted above occurred under the prior business manager. The school hired a new business manager in October 2013, who ensures timely and accurate filing of the IRS quarterly 941 reports, as well as timely and accurate monthly ERB reporting within the 15 days of month end each month. All penalties received from the IRS have been handled properly and paid in full.

LA ACADEMIA DE ESPERANZA

2014-007 – Purchasing (Compliance and Other Matters)

Condition: We noted 6 of 27 disbursements tested, totaling $14,753, which lacked an approved purchase order or purchase requisition prior to the purchase of goods or services.

Criteria: Per PSAB Supplement 13-Purchasing, the preparation and execution of a duly authorized purchase order must precede the placement of any order for goods, services or construction.

Cause: During the year, the school had transitioned business managers and may have lacked adequate controls and procedures surrounding the disbursement process early in the fiscal year.

Effect: Possible unauthorized purchases or purchases without adequate budget authority.

Auditor's Recommendation: We recommend that management establish appropriate controls and procedures to ensure all purchases have an approved purchase order/purchase requisition prior to the purchase.

Management's Response: All purchases will have an approved purchase order in place before the purchase of goods or services.

2014-008 – Governing Council Meeting Minutes (Compliance and Other Matters)

Condition: During our review of the December 13, 2013 Governing Council meeting minutes, we noted only 2 members present, which would not represent a quorum. However, management indicated 2 of the members noted as being absent were in fact in attendance via the telephone.

Criteria: Per NMSA 1978 10-15, minutes of open meetings shall record at least the following information: (a) the date, time and place of the meeting; (b) the names of all members of the public body in attendance and a list of those members absent; (c) a statement of what proposals were considered; and (d) a record of any decisions made by the public body and of how each member voted.

Cause: Management oversight.

SECTION II – FINANCIAL STATEMENT FINDINGS (CONTINUED)

LA ACADEMIA DE ESPERANZA (CONTINUED)

Effect: Non compliance with applicable state statute.

Auditor's Recommendation: We recommend the individuals responsible for recording the meeting minutes are familiar with the requirements of the open meetings act and that minutes are recorded in accordance with the act.

Management's Response: The person who is responsible for recording the meeting minutes has been informed of the requirements of the open meetings act and will ensure that the minutes will be recorded in accordance with the act.

2014-009 – Use of HB33 Funds (Significant Deficiency)

Condition: During our audit, we noted that management incorrectly recorded approximately $119,000 in building lease expenses to the HB33 fund, which required an audit adjustment to reclassify these expenses to the operating fund.

Criteria: NMSA 1978 22-26-2 allows for the use of HB33 funds on lease payments when the payments are made pursuant to a financing agreement entered into by a school district or a charter school for the leasing of a building or other real property, with an option to purchase for a price that is reduced according to payments made.

Cause: Management oversight.

Effect: Non compliance with applicable state statute.

Auditor's Recommendation: We recommend management review the applicable statutes to ensure an understanding of the allowable uses of the funds.

Management's Response: The statute will be reviewed.

LOS PUENTES CHARTER SCHOOL

2013-027 – Payroll (Compliance and Other Matters)

Condition: During our FY13 audit, it was noted that, due to the structure of the school's licensed staff contract, the school is making payroll advances as the contract has a start date that precedes the actual starting date of the licensed staff. Management established a corrective action plan which will allow compliance effective FY15; yet for FY14, the school was still in non-compliance.

In addition, we noted 1 of 4 personnel files which lacked evidence of an amended employee contract which increased the contract salary from approximately $48,000 to $59,000.

SECTION II – FINANCIAL STATEMENT FINDINGS (CONTINUED)

LOS PUENTES CHARTER SCHOOL (CONTINUED)

Criteria: Per NMAC 6.20.2.18, the local board shall establish written payroll policies and procedures which comply with state and federal regulations on payroll, as well as maintaining strict internal controls, close supervision and financial accounting in accordance with GAAP. School districts shall maintain and have available for inspection the following employee record documentation: employment contracts (including increments), personnel/payroll action forms, certification records, employment eligibility verification (federal form I-9 for citizenship certification), federal and state withholding allowance certificates, pay deduction authorizations, pay or position change notices, Educational Retirement Act plan application, and direct deposit authorizations. In addition, per 22-11-29 NMSA 1978, all members covered by the New Mexico Educational Retirement Board must complete ERB Form 42 to designate a beneficiary for their account. In addition, 13-1-158 NMSA 1978 expressly states that "no warrant, check or other negotiable instrument shall be issued in payment for any purchase of services...unless the central purchasing office or the using agency certificates that the services...have been received and meet specifications...". In addition, the anti-donation clause of the New Mexico Constitution, Article IX, Section 14, provides that "neither the state nor any county, school district or municipality, except as otherwise provided in the constitution, shall directly or indirectly lend or pledge its credit or make any donation to or in aid of any person, association or public or private corporation...".

Cause: Management oversight.

Effect: Non compliance with applicable statutes.

Auditor's Recommendation: Management has already resolved the issue with payroll advances for FY15. In addition, we recommend management establish procedures to ensure all documentation related to an employee contract and related rate changes are included in the personnel files.

Management's Response: Los Puentes Charter School management has developed a procedure to ensure that contract dates and start dates coincide to ensure payroll advances do not occur. Management has also developed a procedure to ensure that all contract documentation is kept on file.

2014-010 – Internal Control Structure (Significant Deficiency)

Condition: During our audit, we encountered the following issues:

- During our capital asset testing, we noted approximately $22,000 in additions to capital assets which did not meet the capitalization threshold and required an audit correction to the schedule.
- The school has a $100 petty cash account, which is not reflected on the trial balance. In addition, the actual balance of the fund was $38, with no evidence of formal procedures established to ensure timely replenishments of the funds expended.

SECTION II – FINANCIAL STATEMENT FINDINGS (CONTINUED)

LOS PUENTES CHARTER SCHOOL (CONTINUED)

Criteria: Every school district shall establish and maintain an internal control structure to provide management with reasonable assurance that assets are safe-guarded against loss from unauthorized use or disposition, and that transactions are executed in accordance with management's authorization and recorded properly to permit the preparation of financial statements in accordance with GAAP. In addition, The Audit Act (Section 12-6-10 NMSA 1978) requires agencies to capitalize only chattels and equipment that cost over $5,000.

Cause: Lack of effective internal controls surrounding the financial reporting process.

Effect: Potential misstatements of financial statements and/or possible misappropriation of assets.

Auditor's Recommendation: We recommend that management ensure that adequate internal controls are established surrounding the financial reporting process and the use of the petty cash fund.

Management's Response: Management has developed procedures to ensure all items included on the capital asset listing meet the threshold. Management will also develop policy and procedures to monitor, safeguard and reconcile petty cash. This will include procedures regarding the replenishment of petty cash.

2014-011 - Timely Deposit of Cash Receipts (Compliance and Other Matters)

Condition: During our review of 10 cash receipts, we noted 4 deposits in the amount of approximately $136 that were not deposited within 24 hours of receipt as required.

Criteria: NMAC 6.20.2.14 states that money received and receipted shall be deposited in the bank within twenty-four (24) hours or one banking day.

Cause: Management oversight.

Effect: Non-compliance with NMAC 6.20.2.14.

Auditor's Recommendation: We recommend that management ensure all staff involved with cash receipts and deposits are familiar with the established procedures to ensure timely deposit of all receipts as required.

Management's Response: Management has set policies and procedures in place to ensure that all cash receipts are deposited within 24 hours. The procedures will be emphasized with staff.

SECTION II – FINANCIAL STATEMENT FINDINGS (CONTINUED)

FRIENDS OF THE MONTESSORI FOUNDATION

2013-019 – Internal Control Structure (Material Weakness)

Condition: During our audit, we noted the following issues:

- The Foundation was unable to provide evidence of purchase orders established in advance of the Foundation's purchases.
- During our review of 4 payroll disbursements, 3 lacked a documented timesheet to support the amount paid.
- The Foundation lacks controls surrounding the cash receipt process to ensure all receipts of the Foundation are actually deposited in the Foundation's bank account. During our review of 13 cash receipts, in the amount of approximately $50,250, we noted the following:
    - 4 receipts, in the amount of approximately $8,500, which lacked a deposit slip, copies of the receipts, or a receipt log.
    - 1 receipt that totaled $12,180, yet the deposit slip totaled $12,240, with no documentation of the discrepancy.
- During the audit, it was noted that a receivable in the amount of $2,000 from the PTA had not been accrued in the financial statements of the Foundation.

Criteria: The Foundation shall establish and maintain an internal control structure to provide management with reasonable assurance that assets are safe-guarded against loss from unauthorized use or disposition, and that transactions are executed in accordance with management's authorization and recorded properly to permit the preparation of financial statements in accordance with GAAP.

Cause: During the fiscal year, the Foundation experienced turnover of the Foundation manager. In addition, due to the limited resources the Foundation has not established and maintained an effective internal control structure for FY14.

Effect: Possible misstatements to the financial statements, possible misappropriation of assets.

Auditor's Recommendation: We recommend that management establish an internal control structure which can be maintained if the Foundation experiences turnover.

Management's Response: FOMF has taken corrective action to resolve this material weakness by doing the following:

1. Purchases are being approved by issuing purchase orders prior to purchases being made.
2. The Executive Assistant submits timesheets which are reviewed and approved by the Treasurer prior to receiving a paycheck.
3. Adequate supporting documentation is being kept on file for all receipts and disbursements.
4. All documents are now kept in a central file location at the School.

SECTION II – FINANCIAL STATEMENT FINDINGS (CONTINUED)

FRIENDS OF THE MONTESSORI FOUNDATION

5. Quick books activity and all transactions are reviewed by the Treasurer weekly to ensure that no accruals are missed going forward.

NATIVE AMERICAN COMMUNITY ACADEMY

2013-035 – Purchasing (Compliance and Other Matters)

Condition: During our review of disbursements we noted the following:

- We noted 11 of 41 disbursements reviewed, totaling approximately $55,000, in which an approved purchase order was not established prior to the purchase, lacked a purchase order, or the purchase order was not approved.
- We noted that the school lacks policies and procedures surrounding procurement.
- We noted payments on contracts totaling approximately $179,000 which lacked evidence of a formal procurement process.

Criteria: Per PSAB Supplement 13-Purchasing, the preparation and execution of a duly authorized purchase order must precede the placement of any order for goods, services or construction. In addition, policies and procedures to ensure compliance with the NM Procurement Code should be established and documented.

Cause: Lack of adequate controls and effective procedures surrounding the purchasing process.

Effect: Possible unauthorized purchases or purchases without adequate budget authority. Non-compliance with the NM Procurement Code.

Auditor's Recommendation: We recommend that management establish appropriate controls and procedures to ensure all purchases have an approved purchase order/purchase requisition that is at least equal to the purchase amount prior to the purchase. In addition, we recommend management become familiar with the NM Procurement Code and establish appropriate policies and procedures.

Management's Response: NACA will implement new checks and balances to ensure to have a purchase order in place before services are rendered. Procurement was with food service provider and this issue has now been resolved for the 2015 fiscal year where a formal bid was performed.

SECTION II – FINANCIAL STATEMENT FINDINGS (CONTINUED)

NATIVE AMERICAN COMMUNITY ACADEMY (CONTINUED)

2013-036 – Payroll (Compliance and Other Matters)

Condition: During our FY13 audit, it was noted that, due to the structure of the school's licensed staff contract, the school is making payroll advances as the contract has a start date that precedes the actual starting date of the licensed staff. Management established a corrective action plan which will allow compliance effective FY15; yet for FY14, the school was still in non-compliance.

Criteria: Per NMAC 6.20.2.18, the local board shall establish written payroll policies and procedures which comply with state and federal regulations on payroll as well as maintaining strict internal controls, close supervision and financial accounting in accordance with GAAP. School districts shall maintain and have available for inspection the following employee record documentation: employment contracts (including increments), personnel/payroll action forms, certification records, employment eligibility verification (federal form I-9 for citizenship certification), federal and state withholding allowance certificates, pay deduction authorizations, pay or position change notices, Educational Retirement Act plan application, and direct deposit authorizations. In addition, per 22-11-29 NMSA 1978, all members covered by the New Mexico Educational Retirement Board must complete ERB Form 42 to designate a beneficiary for their account. In addition, 13-1-158 NMSA 1978 expressly states that "no warrant, check or other negotiable instrument shall be issued in payment for any purchase of services...unless the central purchasing office or the using agency certificates that the services...have been received and meet specifications...". In addition, the anti-donation clause of the New Mexico Constitution, Article IX, Section 14, provides that "neither the state nor any county, school district or municipality, except as otherwise provided in the constitution, shall directly or indirectly lend or pledge its credit or make any donation to or in aid of any person, association or public or private corporation...".

Cause: Management oversight.

Effect: Non compliance with applicable statutes.

Auditor's Recommendation: Management has already resolved the issue with payroll advances for FY15.

Management's Response: Due to the timing of the 2013 audit, NACA was unable to correct this issue in 2014 since the July payroll had already been processed. This issue has now been resolved for the 2015 fiscal year.

SECTION II – FINANCIAL STATEMENT FINDINGS (CONTINUED)

NATIVE AMERICAN COMMUNITY ACADEMY (CONTINUED)

2014-012 – Internal Control Structure (Material Weakness)

Condition: During our audit, we encountered the following issues:

- During our search for unrecorded liabilities, we identified approximately $275,000 in liabilities that should have been identified as liabilities as of June 30, 2014 by management. Of this amount, $100,000 represents a receipt which was received in a fiduciary capacity and was incorrectly recognized as revenue.
- We noted that management incorrectly recorded approximately $217,000 in building lease expenses to the HB33 fund, which required an audit adjustment to reclassify these expenses to the operating fund.
- During our test work over capital assets, we identified various leasehold improvements, totaling approximately $706,000, which were not capitalized as leasehold improvements.
- During our review of cash receipts, we noted an approximately $600 SB9 receipt which was incorrectly recorded to the HB33 fund.

Criteria: Every school district shall establish and maintain an internal control structure to provide management with reasonable assurance that assets are safe-guarded against loss from unauthorized use or disposition, and that transactions are executed in accordance with management's authorization and recorded properly to permit the preparation of financial statements in accordance with GAAP. In addition, NMSA 1978, Section 22-26-2 allows for the use of HB33 funds on lease payments when the payments are made pursuant to a financing agreement entered into by a school district or a charter school for the leasing of a building or other real property with an option to purchase for a price that is reduced according to payments made.

Effect: Misstatements of financial statements and/or possible misappropriation of assets.

Cause: Lack of effective internal controls surrounding the financial reporting process.

Auditor's Recommendation: We recommend that management ensure that adequate internal controls are established surrounding the financial reporting process.

Management's Response: These were rare instances that NACA had this year. NACA will implement adequate internal controls to ensure financial reporting is processed correctly. Most of these instances are at the fiscal year end recording. NACA operates on a cash basis and these instances were one time. Management will work closely with auditors to ensure adequate closing is done prior to fiscal year end. NACA Management understands that this is a situational issue and that prior communication would have easily prevented this issue, and going forward it has been easily resolved and will not be an issue moving forward.

SECTION II – FINANCIAL STATEMENT FINDINGS (CONTINUED)

NUESTROS VALORES CHARTER SCHOOL

2013-031 – Payroll Advances (Compliance and Other Matters)

Condition: During our FY13 audit, it was noted that, due to the structure of the school's licensed staff contract, the school is making payroll advances as the contract has a start date that precedes the actual starting date of the licensed staff. Although the school has implemented a corrective action plan, the school remained in non-compliance for FY14.

Criteria: 13-1-158 NMSA 1978 expressly states that "no warrant, check or other negotiable instrument shall be issued in payment for any purchase of services...unless the central purchasing office or the using agency certificates that the services...have been received and meet specifications...". In addition, the anti-donation clause of the New Mexico Constitution, Article IX, Section 14, provides that "neither the state nor any county, school district or municipality, except as otherwise provided in the constitution, shall directly or indirectly lend or pledge its credit or make any donation to or in aid of any person, association or public or private corporation...".

Cause: Management oversight.

Effect: Non compliance with 13-1-158 NMSA 1978.

Auditor's Recommendation: Management has established a corrective action plan. It is recommended that management ensures the plan is fully implemented in order to be compliant moving forward.

Management's Response: This issue has been addressed and will be resolved by the end of FY2015.

2013-032 – Internal Controls Surrounding Capital Asset Management and Reporting (Material Weakness)

Condition: During our test work over capital assets, we noted the school purchased a modular building and properly capitalized the building; however, the school also incurred approximately $119,000 of installation costs to put the building into use. These additional installation costs were not properly capitalized by the school. In addition, the school removed assets from the books with a net book value of $0, with an estimated original cost of $180k; however, the school was unable to account for the disposal of these assets that were done in a previous fiscal year.

Criteria: NMAC 6.20.2.22 requires that assets of a long-term character which are intended to continue to be held or used, such as land (including acquisition and improvements to grounds), buildings (including initial acquisition, improvements, remodeling, additions, and replacement), furniture, machinery and equipment, shall be acquired and accounted for through the development and implementation of a complete property control system which shall be adopted by the local board and in accordance with GAAP. In addition, every school district shall establish and maintain an internal control structure to provide management with reasonable

SECTION II – FINANCIAL STATEMENT FINDINGS (CONTINUED)

NUESTROS VALORES CHARTER SCHOOL (CONTINUED)

assurance that assets are safe-guarded against loss from unauthorized use or disposition, and that transactions are executed in accordance with management's authorization and recorded properly to permit the preparation of financial statements in accordance with GAAP.

Cause: Management oversight, lack of effective internal controls surrounding the process to identify capital assets for year-end reporting.

Effect: Misstatements of financial statements.

Auditor's Recommendation: We recommend that management establish a process to properly identify purchases of all capital assets which meet the threshold of $5,000. This process should include the use of the proper account code at the time of purchase as identified in the uniform chart of accounts, "57331 Fixed Assets (More Than $5,000).

Management's Response: All building/lease improvements will be depreciated as per the fixed assets policy of the length of the lease. The Business Manager will review all year-end fixed asset and construction costs with the finance committee to determine whether or not they should be depreciated per NMAC 6.20.2.22 requirements.

2014-013 – Bank Reconciliation (Compliance and Other Matters)

Condition: During our review of the year-end bank reconciliation, we noted an ACH item listed as an outstanding item in the amount of approximately $1,800; however, this item cleared the bank July 18, 2014 and was not a valid outstanding item against cash.

Criteria: Per NMAC 6.20.2.14, school districts shall establish and maintain a cash management program to safeguard cash and provide prompt and accurate reporting that adheres to cash management requirements of the Office of Management and Budget (OMB) Circular A-102, and applicable state and federal laws and regulations. In addition, every school district shall establish and maintain an internal control structure to provide management with reasonable assurance that assets are safe-guarded against loss from unauthorized use or disposition, and that transactions are executed in accordance with management's authorization and recorded properly to permit the preparation of financial statements in accordance with GAAP.

Cause: Management oversight, lack of effective internal controls surrounding the bank reconciliation.

Effect: Non-compliance with state statutes, possible misstatements to the financial statements.

Auditor's Recommendation: We recommend that management ensure that adequate internal controls are established to ensure accurate bank reconciliations are performed monthly as required.

SECTION II – FINANCIAL STATEMENT FINDINGS (CONTINUED)

NUESTROS VALORES CHARTER SCHOOL (CONTINUED)

Management's Response: All items closed as of June 30th but paid in the following month will be recorded as an accrued liability at year end. The finance committee will review all year-end reconciled outstanding items to determine whether or not they have been classified properly for the financial statements.

2014-014 – Timely Deposit of Cash Receipts (Compliance and Other Matters)

Condition: During our review of 11 cash receipts, we noted 2 deposits in the amount of approximately $93,000 that were not deposited within 24 hours of receipt as required.

Criteria: NMAC 6.20.2.14 states that money received and receipted shall be deposited in the bank within twenty-four (24) hours or one banking day.

Cause: Management oversight.

Effect: Non-compliance with NMAC 6.20.2.14.

Auditor's Recommendation: We recommend that management ensure all staff involved with cash receipts and deposits are familiar with the established procedures to ensure timely deposit of all receipts as required.

Management's Response: All deposits will be deposited within a 24 hour period. The business office will be notified of all incoming checks on the day they are received.

2014-015 – ERB Contributions (Compliance and Other Matters)

Condition: During our review of the monthly ERB contributions, we noted one month which was not filed in a timely manner and one month which included a late submission penalty.

Criteria: ERB requires the monthly ERB contributions to be submitted within 15 days of the end of the month.

Cause: Management oversight.

Effect: Non compliance with ERB contribution and filing requirements, possible penalties.

Auditor's Recommendation: We recommend management establish procedures to ensure timely submission of the ERB contributions.

Management's Response: All items have been consistently reconciled and paid on a timely basis; however, in this particular month, cash flow was at a minimum due to outstanding receivables from HB33 and SB9 that were used to cover the purchase and installation of the new portable buildings.

SECTION II – FINANCIAL STATEMENT FINDINGS (CONTINUED)

PUBLIC ACADEMY FOR PERFORMING ARTS

2014-016 – Purchasing (Compliance and Other Matters)

Condition: During our review of 28 disbursements, we noted 2 disbursements which lacked an approved purchase order or documentation of approval prior to the purchase.

Criteria: Per PSAB Supplement 13-Purchasing, the preparation and execution of a duly authorized purchase order must precede the placement of any order for goods, services or construction. In addition, policies and procedures to ensure compliance with the NM Procurement Code should be established and documented.

Cause: Lack of adequate controls and effective procedures surrounding the purchasing process.

Effect: Possible unauthorized purchases or purchases without adequate budget authority. Non-compliance with the NM Procurement Code.

Auditor's Recommendation: We recommend that management establish appropriate controls and procedures to ensure all purchases have an approved purchase order/purchase requisition that is at least equal to the purchase amount prior to the purchase.

Management's Response: All Purchase Orders will be issued prior to actual purchase. The check signers will verify that the date of the Purchase Order was issued prior to the date of receipt and payment of all invoices.

2014-017 – Bank Reconciliation (Compliance and Other Matters)

Condition: During our review of the year-end bank reconciliation, we noted an ACH item listed as an outstanding item in the amount of approximately $4,300; however, this item cleared the bank July 17, 2014 and was not a valid outstanding item against cash. In addition, the signed copy of the bank reconciliation incorrectly assigned a check number to this item.

Criteria: Per NMAC 6.20.2.14, school districts shall establish and maintain a cash management program to safeguard cash and provide prompt and accurate reporting that adheres to cash management requirements of the Office of Management and Budget (OMB) Circular A-102, and applicable state and federal laws and regulations. In addition, every school district shall establish and maintain an internal control structure to provide management with reasonable assurance that assets are safe-guarded against loss from unauthorized use or disposition, and that transactions are executed in accordance with management's authorization and recorded properly to permit the preparation of financial statements in accordance with GAAP.

Cause: Management oversight, lack of effective internal controls surrounding the bank reconciliation.

Effect: Non-compliance with state statutes, possible misstatements to the financial statements.

SECTION II – FINANCIAL STATEMENT FINDINGS (CONTINUED)

PUBLIC ACADEMY FOR PERFORMING ARTS (CONTINUED)

Auditor's Recommendation: We recommend that management ensure that adequate internal controls are established to ensure accurate bank reconciliations are performed monthly as required.

Management's Response: The Business Manager and Finance Committee will review all outstanding checks and wire transfers on the monthly bank reconciliation for possible errors on payment record dates.

ROBERT F. KENNEDY CHARTER SCHOOL

FS 09-176 – Cash Receipts (Significant Deficiency)

Condition: During our review of cash receipts, we noted the following:

- 3 out of 10 cash receipts totaling $319 were not deposited within 24 hours of receipt as required.
- We noted 1 lunch reimbursement for the month of September in which the school used the August lunch count to claim for the month of September, which resulted in a lower claim than what the school was eligible for.

Criteria: NMAC 6.20.2.14 states that money received and receipted shall be deposited in the bank within twenty-four (24) hours or one banking day. In addition, per NMAC 6.20.2.23, for grant money that flows through the department, school districts shall utilize the funding for the purpose in which it was awarded. School districts shall submit complete and accurate reports required by the grant and the department within the prescribed time. This funding shall be accounted for in accordance with GAAP, applicable federal regulations, and procedures set forth in the grant award.

Cause: Management oversight, lack of effective processes to ensure timely deposit of all receipts and accurate reimbursement claims.

Effect: Non-compliance with statutes, in accurate reimbursement claims.

Auditor's Recommendation: We recommend that management implement processes to ensure timely deposits of all receipts and accurate reimbursement claims as required.

Management's Response: New Fiscal Management Internal Control Policies and Procedures have been developed and will be presented at the October Governance Council meeting for approval. These procedures include Cash Receipts and state they will be deposited within 24 hours. This is a repeat audit finding primarily due to staff purchasing lunch on a daily basis. RFK is now allowing staff to purchase lunch tickets through payroll deduction to eliminate the small amounts of cash received that require a deposit.

SECTION II – FINANCIAL STATEMENT FINDINGS (CONTINUED)

ROBERT F. KENNEDY CHARTER SCHOOL (CONTINUED)

2013-041 Budgetary Conditions (Compliance and Other Matters)

Condition: The School has expenditure functions where actual expenditures exceeded budgetary authority:

Fund 11000 – Instruction - $5,565
Fund 11000 – Support Services - $8,727
Fund 24101 – Support Services - $7,523
Fund 31600 – Support Services - $1,133
Fund 31700 – Capital Outlay - $2,198

Criteria: Sound financial management and 6.20.2.9 (A) NMAC and 22-8-5 through 22-8-12.2 NMSA 1978 require that budgets not be exceeded at the legal level of control. For school districts, the function is the legal level of control.

Cause: As a result of untimely requests for reimbursement submissions, the operating fund absorbed the expenses from these funds no longer eligible for reimbursement in which adequate budget authority was not available in the operating fund.

Effect: Non-compliance with state statutes and, as a result of not monitoring the budget, the school is at risk of not having adequate resources for its obligations.

Auditor's Recommendation: The school should establish effective internal controls to ensure reimbursement requests are processed in a timely manner and budget adjustments should be posted as necessary.

Management's Response: Requests for reimbursement are submitted quarterly at a minimum and monitored as funds are disbursed. A new Request for Reimbursement (RFR) Summary report has been developed for the Finance Committee that identifies by fund; the amount of the award; total RFR's to date; RFR's outstanding; balance; and explains the current status. The Business Office reviews this report with the Finance Committee monthly and then it is presented to the Governance Council.

2014-018 – Purchasing (Compliance and Other Matters)

Condition: We noted 7 of 30 disbursements tested, totaling $80,016, which lacked an approved purchase order or purchase requisition prior to the purchase of goods or services.

Criteria: Per PSAB Supplement 13-Purchasing, the preparation and execution of a duly authorized purchase order must precede the placement of any order for goods, services or construction.

Cause: During the year, the school had transitioned business managers and may have lacked adequate controls and procedures surrounding the disbursement process during the fiscal year.

SECTION II – FINANCIAL STATEMENT FINDINGS (CONTINUED)

ROBERT F. KENNEDY CHARTER SCHOOL (CONTINUED)

Effect: Possible unauthorized purchases or purchases without adequate budget authority.

Auditor's Recommendation: We recommend that management establish appropriate controls and procedures to ensure all purchases have an approved purchase order/purchase requisition prior to the purchase.

Management's Response: New Fiscal Management Internal Control Policies and Procedures have been developed and will be presented at the October Governance Council meeting for approval. These procedures include Purchasing and Accounts Payable that state the proper procedure that needs to be followed.

2014-019 – 941 Reporting (Compliance and Other Matters)

Condition: During our review of the school's 941 filings, we noted that the FICA tax reported by the school for the period ending March 31, 2014 was reported at $39,588 instead of $47,201, in which the difference was captured as an adjustment for rounding error. This was a result of inaccurate FICA percentages utilized in the APTA accounting system.

Criteria: The IRS requires accurate quarterly filing and reporting of the school's wages and related taxes on form 941.

Cause: Lack of adequate controls and procedures surrounding the 941 filing and reporting process.

Effect: Non compliance with IRS reporting requirements and possible penalties.

Auditor's Recommendation: We recommend that management establish adequate controls and procedures surrounding the 941 filing and reporting process.

Management's Response: A second level of review will be implemented to avoid any payroll reporting errors in the future.

2014-020 – Internal Controls over Paid Time Off Leave Balances (Compliance and Other Matters)

Condition: During our audit, it was noted that an employee is able to use PTO leave balance in excess of their accumulated leave balance. In one instance, an employee no longer employed by the school had a deficit balance of 22.75 hours. It was also noted that a teacher was accruing PTO at the rate of administrative personnel instead of the rate for a teacher.

Criteria: Per NMAC 6.20.2.18, the local board shall establish written payroll policies and procedures which comply with state and federal regulations on payroll, as well as maintaining strict internal controls, close supervision and financial accounting in accordance with GAAP.

SECTION II – FINANCIAL STATEMENT FINDINGS (CONTINUED)

ROBERT F. KENNEDY CHARTER SCHOOL (CONTINUED)

School districts shall maintain and have available for inspection the following employee record documentation: employment contracts (including increments), personnel/payroll action forms, certification records, employment eligibility verification (federal form I-9 for citizenship certification), federal and state withholding allowance certificates, pay deduction authorizations, pay or position change notices, Educational Retirement Act plan application, and direct deposit authorizations. In addition, the anti-donation clause of the New Mexico Constitution, Article IX, Section 14, provides that "neither the state nor any county, school district or municipality, except as otherwise provided in the constitution, shall directly or indirectly lend or pledge its credit or make any donation to or in aid of any person, association or public or private corporation...".

Cause: Lack of effective controls and procedures surrounding the accumulation and use of PTO Leave Balances.

Effect: Non compliance with the applicable statutes.

Auditor's Recommendation: We recommend that management ensure that adequate internal controls are established to ensure leave balances are properly accumulated and that an employee can only use PTO leave balances up to what they have accumulated.

Management's Response: New Fiscal Management Internal Control Policies and Procedures have been developed and will be presented at the October Governance Council meeting for approval. These procedures include Personnel and Payroll procedures that include leave taken without sufficient leave balances will be docked from the employee's pay by the Business Office. A Leave Balance report is also run in the APTA accounting system each payroll period prior to processing payroll to verify leave is available.

SIATECH

2014-021 – Capital Assets (Compliance and Other Matters)

Condition: During our test work over capital assets, we identified a purchase of a capital asset in the amount of approximately $7,200 which was not identified by the school as a capital asset.

Criteria: Per 12-6-10 NMSA 1978, agencies are to capitalize chattels and equipment that cost over $5,000.

Cause: Management oversight, lack of effective internal controls surrounding the process to identify capital assets for year-end reporting.

Effect: Misstatement of financial statements.

Auditor's Recommendation: We recommend that management establish a process to properly identify purchases of all capital assets which meet the threshold of $5,000. This process should include the use of the proper account code at the time of purchase as identified in the uniform chart of accounts, "57331 Fixed Assets (More Than $5,000).

SECTION II – FINANCIAL STATEMENT FINDINGS (CONTINUED)

SIATECH (CONTINUED

Management's Response: The Requisition and subsequent Purchase Order were processed without the correct Object Code (57331), which resulted in the asset being misclassified and omitted on the Fixed Asset Schedule prepared for the audit. Since the school's inception, there has been an internal control procedure whereby a hard copy of the General Ledger is printed out monthly for review by the Business Manager to ensure expenditures are posted to correct Object Codes. In this instance, human error resulted in the incorrect coding not being noticed. As a result, the charter school Business Office has implemented a procedure whereby all Requisitions are held pending review and approval of Object Code postings by both the school's designated Procurement Officer and Business Manager before it is converted to a formal Purchase Order. It is expected that adding an extra layer of examination will alleviate any future misclassifications.

THE BATAAN MILITARY ACADEMY

FS 09-197 – Internal Controls over Disbursements/Procurement (Compliance and Other Matters)

Condition: During our audit, we noted the following related to disbursements/procurement:

- We noted 3 of 19 disbursements, totaling $25,326, in which the purchases exceeded the purchase order amount by $812 or lacked an approved purchase order.

Criteria: Every school district shall establish and maintain an internal control structure to provide management with reasonable assurance that assets are safe-guarded against loss from unauthorized use or disposition, and that transactions are executed in accordance with management's authorization and recorded properly to permit the preparation of financial statements in accordance with GAAP. Per PSAB Supplement 13-Purchasing, the preparation and execution of a duly authorized purchase order must precede the placement of any order for goods, services or construction.

Cause: Lack of adequate controls and processes surrounding the purchase and disbursement process.

Effect: Possible unauthorized purchases/payments or purchases without adequate budget authority.

Auditor's Recommendation: We recommend that management ensure adequate processes and controls are in place to ensure compliance with purchasing and disbursement policies and regulations.

Management's Response: The school hired a new Business Manager in order to address inconsistencies in internal control and compliance such as the one noted. The school believes that these were isolated instances and they will not be repeated.

SECTION II – FINANCIAL STATEMENT FINDINGS (CONTINUED)

THE BATAAN MILITARY ACADEMY (CONTINUED)

However, as far as the contracts are concerned, the two instances that are mentioned did not violate the internal approval process. The contracts that were referred to, one of which was under the $5,000 and did not require governing council approval, and the other contract was an employee contract which the principal has the authority to hire the business manager. In the past, the school had hired a company to handle the business office but have since decided to hire an individual (employee) to handle the business office. The principal has asked that the minutes be revised to avoid any misunderstanding.

2014-022 – Untimely Deposit of Cash Receipts (Compliance and Other Matters)

Condition: During our review, we noted that 2 out of 10 cash receipts, totaling $372, were not deposited within 24 hours of receipt as required.

Criteria: NMAC 6.20.2.14 states that money received and receipted shall be deposited in the bank within twenty-four (24) hours or one banking day.
Cause: Management oversight, lack of effective processes to ensure timely deposit of all receipts.

Effect: Non-compliance with NMAC 6.20.2.14.

Auditor's Recommendation: We recommend that management implement processes to ensure timely deposits of all receipts as required.

Management's Response: The 24-hour policy to deposit cash receipts has been addressed with office staff involved. As of the new fiscal year, all deposits have been made within the 24 hours of being received.

2014-023 – Cash Control Standards (Compliance and Other Matters)

Condition: During our audit, we noted outstanding items in the June 30, 2014 bank reconciliation that included one deposit totaling $114 that was dated January 27, 2014; yet this outstanding item was never questioned during the monthly bank reconciliation review process.

Criteria: Per NMAC 6.20.2.14, school districts shall establish and maintain a cash management program to safeguard cash and provide prompt and accurate reporting that adheres to cash management requirements of the Office of Management and Budget (OMB) Circular A-102 and applicable state and federal laws and regulations. Whenever any warrant or check is unpaid for one year, the fiscal officer shall cancel it in accordance with Section 6-10-57(A), NMSA 1978.

Cause: Management oversight, lack of effective internal controls surrounding the cash reconciliation process.

Effect: Non-compliance with applicable statutes, possible financial statement misstatements.

SECTION II – FINANCIAL STATEMENT FINDINGS (CONTINUED)

THE BATAAN MILITARY ACADEMY (CONTINUED)

Auditor's Recommendation: We recommend that management ensure that adequate internal controls are established to ensure accurate reporting and compliance with applicable cash control standards.

Management's Response: Bank statements are being reconciled and reviewed on a monthly basis and any outstanding items are or will be addressed in a timely matter.

2014-024 – Travel and Per Diem (Compliance and Other Matters)

Condition: During our review of 2 travel and per diem related disbursements, we noted one, in the amount of $2,606, which lacked documentation of a pre-approval of the related travel or documentation of the purpose of the travel. Furthermore, school personnel were unable to recall the nature or purpose of the travel.

Criteria: Per NMAC 6.20.2.19, each school district shall establish and implement written policies and procedures for travel and training. Travel policies and procedures shall be in compliance with the Per Diem and Mileage Act, Sections 10-8-1 through 10-8-8, NMSA 1978, and Department of Finance and Administration (DFA) regulations.

Cause: Management oversight, lack of effective controls and procedures surrounding travel and the related disbursements.

Effect: Non-compliance with NMAC 6.20.2.19.

Auditor's Recommendation: We recommend that management ensure all staff involved with travel and per diem reimbursements are familiar with the established procedures to ensure compliance.

Management's Response: The new Business Manager has put in place two forms, one of which is the Request for Travel Authorization form, requesting approval to travel, and the second form being the Employee Travel Reimbursement Form, which is required in order to be reimbursed for travel expenses. Both forms have been shared and/or communicated with all staff and all are aware of the travel procedure in place.

2014-025 – Internal Control Structure (Significant Deficiency)

Condition: During our audit, we encountered the following issues:

- During our journal entry review, we noted 3 out 5 journal entries which lacked evidence of review by someone independent of the preparer, as well as appropriate supporting documentation.
- The fund balance roll forward required a $1,105 adjustment due to an unidentified difference.

SECTION II – FINANCIAL STATEMENT FINDINGS (CONTINUED)

THE BATAAN MILITARY ACADEMY (CONTINUED)

- Expenses for janitorial services were incorrectly charged to the SB9 fund (31700) in the amount of approximately $11,000 and required an audit adjustment to reclassify these expenses to the operating fund.

Criteria: Every school district shall establish and maintain an internal control structure to provide management with reasonable assurance that assets are safe-guarded against loss from unauthorized use or disposition, and that transactions are executed in accordance with management's authorization and recorded properly to permit the preparation of financial statements in accordance with GAAP. In addition, NMSA 1978 22-25-2 doesn't allow the use of SB9 funds for expenses related to improvements or maintenance on non-public buildings.

Cause: Lack of effective internal controls surrounding the financial reporting process.

Effect: Misstatements of financial statements and/or possible misappropriation of assets.

Auditor's Recommendation: We recommend that management ensure that adequate internal controls are established surrounding the financial reporting process.

Management's Response: All journal entries will be reviewed and approved by the finance committee on a monthly basis or as needed. All grant funds will be reviewed of the allowable expenses prior to charging the expense(s) to any particular fund to avoid financial misstatements.

APS FOUNDATION

2014-026 – Internal Control Structure (Material Weakness)

Condition: During our audit we encountered the following issues:

- During our search for unrecorded liabilities, we identified approximately $78,000 that should have been identified by management as liabilities and recognized as expenses as of June 30, 2014.
- During our search for unrecorded liabilities, we noted that the Foundation does not record any year-end accruals.
- During our search for unrecorded liabilities, we noted two of the twelve disbursements sampled did not have adequate supporting documentation.
- During testing of credit cards, we noted no evidence of review of credit card statements.
- During test of design of controls, we noted there is no process to track or adjust beneficial remainder trust amounts.

Criteria: Per FASB ASC 958-720, expenses should be recognized in the period when the economic benefits are used. In addition, the Foundation shall establish and maintain an internal control structure to provide management with reasonable assurance that transactions are executed in accordance with management's authorization and recorded properly to permit the preparation of financial statements in accordance with GAAP.

SECTION II – FINANCIAL STATEMENT FINDINGS (CONTINUED)

APS FOUNDATION (CONTINUED)

Cause: The Foundation does not have a process in place to record year end accruals, authorize credit card expenses, or track beneficial remainder trust amounts.

Effect: Liabilities and expenses were understated by $77,918.

Auditor's Recommendation: We recommend that the Foundation establish and implement a year end closing process that includes recording expense accruals.

Management's Response: The Foundation will implement procedures to accrue expenses at year end to capture expenses incurred after year end which relate to periods prior to year end. This will include reviewing the supporting documentation for each disbursement to determine if it should be accrued for year end.

The Foundation will review and implement procedures for credit card statement review. The Foundation will have the Executive Director review the statements prior to payment and document review with his initials and date as sign off. The Foundation's Finance Committee will review credit card purchases each month and the board also will review credit card transactions as part of its examinations of the general ledger.

2014-027 – Revenue and Expense Recognition (Material Weakness)

Condition: During audit test work over contribution revenue and award expenses, we identified a year-end reclassification adjustment of approximately $1.9m in revenue and award expenses that erroneously double-recorded both revenues and expenses equally.

Criteria: Per FASB ASC 958-605, contributions received shall be recognized as revenues in the period received. Per FASB ASC 958-720, expenses should be recognized in the period when the economic benefits are used. In addition, the Foundation shall establish and maintain an internal control structure to provide management with reasonable assurance that transactions are executed in accordance with management's authorization and recorded properly to permit the preparation of financial statements in accordance with GAAP.

Cause: The Foundation was tracking revenue and expenses in a due to agency liability account as well as in a contribution revenue and an awards expense account.

Effect: Revenue and expenses were overstated by $1,961,529.

Auditor's Recommendation: We recommend that the Foundation establish and implement a single process for recording contributions and paying awards to programs.

Management's Response: The Foundation has procedures in place to manage the various restricted funds through the use of a statement of financial position account during the year. At year end, an adjustment is prepared to reclassify the fund from the statement of financial position to the appropriate revenue and expense accounts. In the current year reclassification,

SECTION II – FINANCIAL STATEMENT FINDINGS (CONTINUED)

APS FOUNDATION (CONTINUED)

funds that were internally designated by the Foundation to the restricted funds were picked up in the reclassification back to the revenue and expenses. The Foundation will re-evaluate the process for posting transactions to the various restricted funds and the subsequent reclassification to ensure internally designated funds are not included in the reclassification entry.

2014-028 – Journal Entries (Significant Deficiency)

Condition: During audit test work over journal entries, we noted that 8 of the 8 entries selected did not have supporting documentation, 4 of the 8 entries selected did not have proof of review, and 2 of the 8 entries had a journal entry number that was associated with two separate entries in the general ledger.

Criteria: Per FASB ASC 958-720, expenses should be recognized in the period when the economic benefits are used. In addition, the Foundation shall establish and maintain an internal control structure to provide management with reasonable assurance that transactions are executed in accordance with management's authorization and recorded properly to permit the preparation of financial statements in accordance with GAAP.

Cause: The Foundation does not have a process in place related to journal entry approval and retention.

Effect: We were unable to determine whether the entries were proper.

Auditor's Recommendation: We recommend that the Foundation establish and implement a process for authorizing and retaining supporting documentation for journal entries.

Management's Response: The Foundation will institute and maintain a process for journal entry preparation and approval, including attaching supporting documentation for each entry and obtaining signatures for journal entries. The Foundation will also implement a journal entry numbering system to reduce the risk of duplicate journal entry numbers within the general ledger system.

SECTION III – FEDERAL AWARDS FINDINGS AND QUESTIONED COSTS

ALBUQUERQUE PUBLIC SCHOOLS

2012-001 – Allowable Activities/Costs - Payroll (Significant Deficiency, Instance of Noncompliance)

Federal Programs: Title I, Part A Cluster (CFDA # 84.010), IDEA – B Cluster (CFDA# 84.027)

Federal Agency: Department of Education

Federal Award Year: 2013

Pass through Agency: New Mexico Public Education Department

Award Number: Title I (S010A130031), IDEA – B (H027A130153-13A)

Questioned Costs: $11,965

Condition: During our single audit test work over allowable activities/costs for payroll disbursements, we noted the following issues:

- The District was unable to provide a time and effort certification for 1 out of 40 payroll disbursements tested. (IDEA – B Cluster CFDA# 84.027)
- When reviewing 40 payroll disbursements, we noted one employee being paid at the incorrect hourly rate for the period of FY2009 – FY2014. The total overpayment approximates $60,140 ($11,965 during FY14). The overpayment was a result of a record analyst entering the incorrect pay rate when the employee was hired during FY08-09. The employee's pay rate was corrected in June of 2014 by APS after it was detected by a record analyst. (Title I, Part A Cluster (CFDA # 84.010)

Criteria: Per OMB A-133 and federal agreements, the programs will be reimbursed for actual costs incurred. In addition, A-102 Common Rule requires that non-Federal entities receiving Federal Awards establish and maintain internal control designed to reasonably ensure compliance with Federal laws, regulations and program compliance requirements. In addition, per OMB Circular A-87, for employees who work on multiple activities or cost objectives, a distribution of their salaries or wages will be supported by personal activity reports or equivalent documentation.

Cause: Management oversight and lack of effective internal controls surrounding the review of entering employee pay into the payroll system and ensuring complete collection of time and effort sheets.

Effect: The program is not in compliance with grant requirements and the District may have incorrectly charged costs to the programs.

Auditor's Recommendation: We recommend that APS establish effective internal controls surrounding the entering of employee's pay and/or change in pay. We recommend the processing of these payroll items be reviewed prior to uploading the information in to the payroll

SECTION III – FEDERAL AWARDS FINDINGS AND QUESTIONED COSTS (CONTINUED)

ALBUQUERQUE PUBLIC SCHOOLS (CONTINUED)

module to ensure the most accurate pay rate is entered. In addition, we recommend that the District continue to strive for full compliance in receiving all time and effort sheets. It has been brought to our attention by the grants department that the District believes this can be achieved when the new grant module is fully operational in the coming school years.

Management's Response: Grant Management has implemented a new module in the district's ERP that will assist in the proper coding of employees to federal grants in a more efficient manner than had been done in the past. Management has also hired additional staff to assist in verifying that all forms are returned and completed accurately. Associate Superintendents will be asked for assistance when Grant Management staff are unable to secure the forms from employees. Management has developed and implemented a mandatory online training program for all employees paid by federal funds to ensure that they understand the importance and responsibility of completing and returning the forms.

Management has created an HR/Finance task force to address the payroll cycle and faults in the process. The task force is considering the entire payroll cycle, all entities involved in the cycle, and both short term and long term solutions to address payment irregularities.

Management is in the process of collecting for the overpayment.

2014-003 – Monitoring of Funds Allocated to Eligible School Attendance Areas (Significant Deficiency, Instance of Noncompliance)

Compliance Requirement: Eligibility

Federal Program: Title I, Part A (CFDA # 84.010)

Federal Agency: Department of Education

Federal Award Year: 2013

Pass through Agency: New Mexico Public Education Department

Award Number: Title I (S010A130031)

Questioned Costs: $0

Condition: During the single audit testwork over Title I, Part A grant requirements, we reviewed 18 schools which were allocated funds. Of the 18 schools reviewed, we noted one which exceeded the funds allocated to the school by $2,939. In addition, we reviewed the report for all schools that were allocated funds and noted that a total of 11 of the 130 schools exceeded their allocation by approximately $46,000.

SECTION III – FEDERAL AWARDS FINDINGS AND QUESTIONED COSTS (CONTINUED)

ALBUQUERQUE PUBLIC SCHOOLS (CONTINUED)

Criteria: Per the A-133 compliance supplement, the District is required to determine which school attendance areas are eligible to participate in Part A and, using the guidance in the grant agreement/compliance supplement, the District should allocate the funds to each of the eligible school attendance areas, which should be monitored to ensure actual expenses are consistent with the allocation.

Cause: The District sets budgets up in the Lawson system for each school, but the Lawson system does not prevent the budget from being exceeded for payroll expenses. A grant analyst is supposed to monitor the budgets during the year; however, the District lacked adequate resources during the fiscal year to effectively oversee these budgets.

Effect: Non-compliance with applicable grant requirements. In addition, if some school attendance areas exceed their allocation, it is possible that other eligible school attendance areas would not receive their entire allocation.

Auditor's Recommendation: The District has already implemented a corrective action plan effective August 1, 2014, which includes additional resources to assist in monitoring these budgets. It is recommended that the District continue to monitor during the established corrective action plan to ensure compliance with grant requirements.

Management's Response: Currently there is one staff member in Grant Management that works with the Title I grant. This is a very large and complex grant and it is difficult for one person to oversee all 130 sites and district accounts to the line level of detail. The Title I program office will be hiring four funding technicians that will work in conjunction with the one grant management technician to monitor and correct these types of issues as they arise. In addition, Grant Management has implemented a new module in Lawson specifically designed to account for grant funding. This module will assist the grant technician in verifying the accuracy of expenses in all funds.

SECTION II – FINANCIAL STATEMENT FINDINGS

ALBUQUERQUE PUBLIC SCHOOLS

2012-01 - Payroll (Significant Deficiency) – Repeated and Updated

Condition: During our single audit test work over payroll we noted the following:

- Title I, Part A Cluster - 1 out of 40 payroll disbursements charged to the grant was identified as a summer payroll item that is uploaded into the payroll system through a spread sheet. It was determined that the rate that was being paid to the employee was higher than the approved pay rate. As a result of the incorrect pay rate, the grant was overcharged $360.
- Title I, Part A Cluster - The District was unable to provide a time and effort certification for 1 out of 40 disbursements tested.
- IDEA - B Cluster - The District was unable to provide a time and effort certification for 1 out of 40 disbursements tested.
- Improving Teacher Quality - The District was unable to provide a time and effort certification for 3 out of 40 disbursements tested.
- School Improvement Grant - The District was unable to provide a time and effort certification for 2 out of 40 disbursements tested.

2012-03 - Financial Close and Reporting (Significant Deficiency) - Resolved

Condition: During test work over accounts receivable, we noted that subsequent cash receipts relating to FY13, totaling approximately $23,500, were not included in the current year revenue and related accounts receivable.

2012-05 - Internal Controls Surrounding Capital Asset Management (Significant Deficiency) – Repeated and Updated

Condition: During our test work over capital assets, we noted the following:

- It was noted that $1,500,000 dollars of assets were improperly capitalized in the current year. This error occurred due to a formula in the capital asset spread sheet that only took into consideration that the asset was over the $5,000 threshold, however, the assets were paid in bulk. Therefore, in bulk the assets exceeded the capitalization threshold, but not individually.
- At the end of June 30, 2013, the District reported to the State Auditor's Office assets totaling $1,197,194 which the District deemed missing and removed from the asset listing. The District established a policy on June 30, 2010 to remove these assets from the listing if they were still missing after two years; these were removed in accordance with the policy. However, the district should strengthen controls over the safe guarding of assets.
- It was noted that CIP activity of approximately $4,600,000 was closed out as of year end and transferred to a building improvement asset. Even though the activity was closed during the current year, after review of the supporting documentation it was determined that the activity should have been closed out as of June 30, 2010. It was noted that the depreciation for the three years that the asset should have been in place was taken in the current year. However, the review of open and closed projects which are then transferred to assets is only performed once a year, which allows more room for error.

SECTION II – FINANCIAL STATEMENT FINDINGS (CONTINUED)

ALBUQUERQUE PUBLIC SCHOOLS (CONTINUED)

2012-06 - Risk Management (Significant Deficiency) – Resolved

Condition: During internal control test work over the risk management function, it was noted out of 38 risk payments tested, one payment in the amount of approximately $2,000 that was processed and paid through accounts payable was never recorded in the APS QISS risk management software system.

2013-01 - Review of P-Card Reconciliations by Cardholders (Compliance and Other Matters) - Resolved

Condition: During our test work over internal controls of purchasing cards, it was noted that 19 out of 22 p-card reconciliations tested were not signed by the cardholders as required per APS Purchasing Card Program Policies and Procedures.

2013-02 - Personnel Files (Compliance and Other Matters) - Resolved

Condition: During our review of 22 personnel files, we noted 4 which lacked W-4 forms.

2013-03 – Travel and Per Diem (Compliance and Other Matters) - Resolved

Condition: During test work over travel and per diem the following issues were noted:

- Out of 22 reimbursements tested, two were not reimbursed at the current reimbursable mileage rate.
- All 22 travel reimbursements tested were out of district travel and did not receive approval by the Chief Financial Officer prior to travel.
- Out of 22 reimbursements tested, two reimbursements were based upon actual mileage, but odometer readings were not provided.
- Out of the 22 reimbursements tested, 5 reimbursements had disallowed costs (alcohol etc.). It was noted that the accounts payable staff did remove the disallowed items from the reimbursement and that none of the 5 employees were reimbursed for the disallowed costs. However, there was no uniform way for calculating the removal of the disallowed costs, including tip and tax.
- We noted that the District does not have controls in place to track travel and per diem reimbursements that exceed the reimbursement limit of $1,500. Employees must provide to their department director/head a memo that details all expenses that have been reimbursed to them to date related to travel and per diem. The detail should indicate that the employee has reached the limit so that the department director/head can assess the need of any further travel.

2013-71 – Activity Funds (Significant Deficiency) - Resolved

Condition: The administration and recordkeeping of the various student activity funds within the district is decentralized, in which the responsibility is assigned to the school principal and assigned bookkeeper for the school. The internal audit of the District performs thorough audits of each activity fund during the course of the fiscal year. The internal audit report as of

SECTION II – FINANCIAL STATEMENT FINDINGS (CONTINUED)

ALBUQUERQUE PUBLIC SCHOOLS (CONTINUED)

October 29, 2012, which covered the results of the activity fund audits for the first part of FY13, included 43 audits. These 43 audits included 400 findings, which was an approximate 12% increase from the prior year audit on those specific activity funds. In addition, approximately 21% received a lower overall compliance rating compared to the prior year, in which approximately 60% have compliance ratings less than a commendable rating. These results indicate that the internal control structure surrounding most activity funds is deficient and overall shows no improvement from prior year results.

21ST CENTURY PUBLIC ACADEMY

FS 10-05 - Internal Control Structure (Significant Deficiency) – Repeated and Updated

Condition: During our audit we noted the following:

- For the majority of the fiscal year, the school inappropriately utilized journal entries to record the transactions of the school instead of utilizing the various modules of the accounting software.
- An audit adjustment to increase the year-end payroll accrual in the amount of $18,200 was necessary.

2013-61 – Purchasing (Compliance and Other Matters) - Resolved

Condition: During our review of 16 disbursements, we noted the following:

- 12 disbursements which lacked an approved purchase order or documentation of approval prior to the purchase.
- The processing of payments was not always processed in a timely manner.
- Disbursements totaling approximately $25,000 to a transportation company which lacked evidence of quotes being obtained.

2013-62 - Timely Deposit of Cash Receipts (Compliance and Other Matters) – Repeated and Updated

Condition: During our review of cash receipts, we noted the school doesn't consistently indicate in the cash receipt book the actual date of receipt; therefore, we were unable to determine whether the school deposited the receipts within 24 hours of receipt as required.

2013-63 – Financial Reporting (Compliance and Other Matters) - Resolved

Condition: During our audit, it was noted that the school is not posting the required quarterly reports on the school's website.

2013-64 - Budgetary Conditions/Cash Management (Material Weakness) – Repeated and Modified

Condition: During the audit, we noted the School has expenditure functions where actual expenditures exceeded budgetary authority:

SECTION II – FINANCIAL STATEMENT FINDINGS (CONTINUED)

21ST CENTURY PUBLIC ACADEMY (CONTINUED)

Fund 11000 – Instruction - $245,920
Fund 21000 – Food Services - $12,588
Fund 24153 – Instruction - $1,450
Fund 24154 – Instruction - $8,000
Fund 31200 – Capital Outlay - $170,184

In addition, the operating fund of the school at June 30, 2012 had a deficit fund balance of $188,427. This deficit was communicated to those charged with governance at the conclusion of the June 30, 2012 audit. However, as a result of continued poor cash management and budgeting and the school moving during FY13, the operating fund balance deficit increased to $309,334.

2013-65 – Accounting for Food Services (Significant Deficiency) - Resolved

Condition: During the audit, it was noted that the school accounted for some of the food service costs and USDA claims in the activity fund instead of the food service special revenue fund.

2013-66 – Temporary Inter-Fund Loans (Compliance and Other Matters) - Resolved

Condition: Often, expenditure-based reimbursement funds require temporary inter-fund loans from the operating fund pending receipt of the reimbursement request. However, the school required temporary inter-fund loans totaling approximately $133k as of June 30, 2013 from other special revenue funds due to inadequate cash available in the operating fund, which are restricted funds.

ACADEMIA DE LENGUA Y CULTURA

2012-08 - Cash Control Standards/PED Cash Reporting (Significant Deficiency) - Resolved

Condition: During our field work, we noted the following issues related to the June 30, 2013 bank reconciliation:

- The business manager was unable to provide a bank reconciliation and 4th quarter PED cash report until September 24, 2013.
- An approximate $1,300 variance between the bank reconciliation and the trial balance.
- The outstanding items included a check from December 1, 2010 for $586.52.

2012-09 - Internal Control Structure (Material Weakness) - Resolved

Condition: During the audit we encountered the following issues:

- The original trial balance provided to the auditors to audit excluded the June bank reconciliation activity. The revised trial balance provided contained numerous misstatements which required audit adjustment.

SECTION II – FINANCIAL STATEMENT FINDINGS (CONTINUED)

ACADEMIA DE LENGUA Y CULTURA (CONTINUED)

- Approximately $39,000 in unrecorded liabilities were identified and required accrual.
- The trial balance included a payroll accrual which was overstated by approximately $40,000 which required an audit adjustment.
- Approximately $16,000 in reimbursement requests were not processed until identification by the auditors, $1,707 of which the school is no longer eligible to claim a reimbursement for.
- A bank reconciliation was not provided until September 24, 2013, which still contained errors.

2012-10 - Internal Controls Surrounding Capital Asset Management (Significant Deficiency) - Resolved

Condition: During our test work over capital assets, we noted that the school has capital assets totaling approximately $247,000 in original cost with a net book value of approximately $0 as of June 30, 2013; the school was unable to provide a detailed listing of these assets.

2013-56 – Purchasing (Significant Deficiency) - Resolved

Condition: During our review of 16 disbursements, we noted the following:

- 5 disbursements in which the purchase order was established after the purchase.
- 1 disbursement which lacked a purchase order.
- 1 disbursement which lacked a supporting invoice.
- 1 disbursement which didn't agree to the invoice amount.
- 1 disbursement with a purchase order for $4,000 in which the invoice exceeded $20,000.
- 2 disbursements for which the school should have received 3 written quotes per the school policy; however, there was no evidence the quotes were obtained.

2013-57 – Personnel Files (Compliance and Other Matters) - Resolved

Condition: During our audit, we noted 2 of 2 personnel files reviewed which lacked the ERB enrollment forms and I-9 forms.

2013-58 - Timely Deposit of Cash Receipts (Compliance and Other Matters) - Resolved

Condition: During our review of 8 cash receipts, we noted 2 deposits in the amount of $15 that were not deposited within 24 hours of receipt as required.

2013-59 – Financial Reporting (Compliance and Other Matters) - Resolved

Condition: During our audit, we noted the following issues regarding compliance with financial reporting:

- It was noted that the school is not posting the required quarterly reports on the school's website.

SECTION II – FINANCIAL STATEMENT FINDINGS (CONTINUED)

ACADEMIA DE LENGUA Y CULTURA (CONTINUED)

- The school didn't submit timely and accurate reports to PED by July 31 as required.
- 3 of 12 ERB contributions were not submitted within 15 days of month end.
- Management was unable to provide evidence of the December 2012 941 filing.

2013-60 –Governing Council Meeting Minutes (Compliance and Other Matters) - Resolved

Condition: During our audit, management was unable to provide meeting minutes after August 28, 2012.

ALBUQUERQUE TALENT DEVELOPMENT SECONDARY CHARTER SCHOOL

2013-20 – Purchasing (Compliance and Other Matters) - Resolved

Condition: We noted 1 of 25 disbursements tested in which the purchase amount exceeded the approved purchase order amount by $122.

2013-21 - Travel and Per Diem (Compliance and Other Matters) – Repeated and Updated

Condition: During our review of 2 travel and per diem reimbursements, it was noted that on both of the reimbursements the employee was reimbursed at 100% of the IRS rate.

2013-22 – ERB Contributions (Compliance and Other Matters) - Resolved

Condition: During our audit it was noted that the school didn't submit the ERB contributions for 2 of 12 months in a timely manner.

2013-23 - Reimbursement Requests (Significant Deficiency) - Resolved

Condition: During our audit, we noted reimbursement requests within the expense reimbursement funds of the school totaling $7,887 which were not submitted timely, and the school is no longer eligible to make a reimbursement claim for these expenses.

2013-24 - Cash Control Standards/PED Cash Reporting (Compliance and Other Matters) - Resolved

Condition: During our audit, we noted outstanding items in the June 30, 2013 bank reconciliation included 2 checks totaling $2,848 that were one year or older, that should have been cancelled. In addition, we noted numerous errors in the 4th quarter PED cash report in which amounts reported didn't agree to the trial balance.

SECTION II – FINANCIAL STATEMENT FINDINGS (CONTINUED)

ALICE KING COMMUNITY SCHOOL

2013-06 – Internal Control Structure (Significant Deficiency) - Resolved

Condition: During our audit we noted the following issues:

- During our review of the year-end bank reconciliation, it was noted that the outstanding checks contained numerous inaccuracies in which the bank reconciliation required revision. It was also noted that the reconciliation was reviewed and approved by the governing council without detection of the errors contained within the reconciliation.
- During our journal entry review, we noted a journal entry in the amount of $1,017 for food costs that was inappropriately reclassified to the instruction function within the operating fund instead of the food services function.

2013-07 - Timely Deposit of Cash Receipts (Compliance and Other Matters) - Resolved

Condition: During our review of 6 cash receipts, we noted 2 deposits in the amount of approximately $2,388 were not deposited within 24 hours of receipt as required.

2013-08 – Purchasing (Compliance and Other Matters) - Resolved

Condition: We noted 1 of 7 disbursements tested in which the purchase amount exceeded the approved purchase order amount by $10.

2013-09 - Budgetary Conditions (Compliance and Other Matters) – Repeated and Updated

Condition: The School has expenditure functions where actual expenditures exceeded budgetary authority:

Fund 24154 – Instruction - $775
Fund 11000 – Food Services - $1,017

2013-10 – Financial Reporting (Compliance and Other Matters) - Resolved

Condition: During our audit, it was noted that the school is not posting the required quarterly reports on the school's website. In addition, the school didn't submit the March 2013 ERB in a timely manner; it was submitted 3 days late and, as a result, the school incurred a penalty.

CHRISTINE DUNCAN HERITAGE ACADEMY

2013-28 - Timely Deposit of Cash Receipts (Compliance and Other Matters) – Repeated and Updated

Condition: During our review of 7 cash receipts, we noted 1 deposit in the amount of $102 which was not deposited within 24 hours of receipt as required.

SECTION II – FINANCIAL STATEMENT FINDINGS (CONTINUED)

CHRISTINE DUNCAN HERITAGE ACADEMY (CONTINUED)

2013-29 – Financial Reporting (Compliance and Other Matters) - Resolved

Condition: During our audit, it was noted that the school is not posting the required quarterly reports on the school's website.

CORRALES INTERNATIONAL CHARTER SCHOOL

FS 11-21 - Internal Control Structure (Significant Deficiency) – Repeated and Updated

Condition: During our audit, we noted the following:

- An approximate $10,000 journal entry to accrued payroll liabilities was required.
- Approximately $8,000 in outstanding checks were reported as outstanding checks against cash based on the invoice date instead of the actual date the check was sent for payment.
- An approximate $1,700 adjustment to fund balance in the operating fund was required and a revision to the previously submitted PED cash report was required.

2013-68 – Financial Reporting (Compliance and Other Matters) - Resolved

Condition: During our audit, it was noted that the school is not posting the required quarterly reports on the school's website.

DIGITAL ARTS AND TECHNOLOGY ACADEMY

2013-69 – Purchasing (Compliance and Other Matters) – Repeated and Updated

Condition: We noted 1 of 5 disbursements tested totaling $523 which lacked an approved purchase order prior to the purchase of goods or services.

2013-70 – Financial Reporting (Compliance and Other Matters) - Resolved

Condition: During our audit, it was noted that the school is not posting the required quarterly reports on the school's website.

SECTION II – FINANCIAL STATEMENT FINDINGS (CONTINUED)

GORDON BERNELL CHARTER SCHOOL

2012-17 - Reimbursement Requests (Material Weakness) - Resolved

Condition: During our audit, we noted reimbursement requests within the expense reimbursement funds of the school totaling $16,737 which were not submitted timely, and the school is no longer eligible to make a reimbursement claim for these expenses. In addition, the fund 31700 of the school has a deficit fund balance of $11,390 from previous year reimbursement requests not submitted as previously reported. This was left unresolved from the prior year.

2013-47 – Financial Reporting (Compliance and Other Matters) - Resolved

Condition: During our audit, the following was noted regarding required financial and other reporting of the school:

- The school is not posting the required quarterly reports on the school's website.
- The activity for the operating fund in the 4th quarter PED cash report and OBMS actual upload didn't agree to the trial balance provided to the auditors.

2013-48 – Personnel Files (Compliance and Other Matters) – Repeated and Updated

Condition: During our audit, we noted 1 of 2 personnel files reviewed which lacked the ERB enrollment form.

2013-49 – Purchasing (Compliance and Other Matters) – Repeated and Updated

Condition: We noted 3 of 20 disbursements tested totaling $1,569 which lacked an approved purchase order or purchase requisition prior to the purchase of goods or services.

2013-50 - Internal Control Structure (Material Weakness) - Resolved

Condition: During our audit we encountered the following issues:

- During our journal entry review, we noted there is not a formal review process for journal entries. There is no documentation that the Finance Committee reviews journal entries after they are prepared and posted by the business manager.
- The original trial balance provided during the audit excluded an approximate $126,000 summer payroll accrual.
- We noted expenditures totaling $16,737 within the various expense reimbursement funds of the school which were no longer eligible for reimbursement and required an audit adjustment to reclassify these expenditures to the operating fund.
- The fixed asset schedule for FY13 included additions in the amount of approximately $188,000 which represented individual capital assets below the $5,000 capitalization threshold and shouldn't have been capitalized.

SECTION II – FINANCIAL STATEMENT FINDINGS (CONTINUED)

GORDON BERNELL CHARTER SCHOOL (CONTINUED)

2013-67 – Security for Deposits of Public Money (Compliance and Other Matters) - Resolved

Condition: During our audit, we noted the school had approximately $338,000 in deposits in excess of FDIC which were not secured as of June 30, 2013.

LA ACADEMIA DE ESPERANZA

FA 07-97 - Budgetary Conditions (Compliance and Other Matters) - Resolved

Condition: The school has expenditure functions where actual expenditures exceeded budgetary authority:

24101 – Support Services - $2,648

2013-14 – Financial Reporting (Compliance and Other Matters) - Resolved

Condition: During our audit, we noted the following issues regarding compliance with financial reporting:

- It was noted that the school is not posting the required quarterly reports on the school's website.
- Due to an error within the submitted 4th quarter PED cash report, cash for fund 31600 was under-stated by $168,535

LOS PUENTES CHARTER SCHOOL FOUNDATION

2013-25 - Internal Control Structure (Compliance and Other Matters) - Resolved

Condition: During our audit, we noted the following issues:

- The quarterly review of bank reconciliations by the finance committee lacks documentation or evidence of when and who performed the review.
- Foundation disbursements lack documentation of the disbursement initiation and approval process.

LOS PUENTES CHARTER SCHOOL

2013-26 – Financial Reporting (Compliance and Other Matters) - Resolved

Condition: During our audit, it was noted that the school is not posting the required quarterly reports on the school's website.

2013-27 – Payroll Advances (Compliance and Other Matters) – Repeated and Updated

Condition: During our audit, it was noted that, due to the structure of the school's licensed staff contract, the school is making payroll advances as the contract has a start date that precedes the actual starting date of the licensed staff.

SECTION II – FINANCIAL STATEMENT FINDINGS (CONTINUED)

FRIENDS OF THE MONTESSORI FOUNDATION

2013-19 - Internal Control Structure (Compliance and Other Matters) – Repeated and Updated

Condition: During our audit we noted the following issues:

- The collections of the donations from the donation box involve one individual, furthermore, there are no controls in place to ensure the donation collections agree to the amount of the deposit.
- The Foundation has not established controls over the review process of the paypal activity of the school.
- The Foundation does not consistently document the approved donations to the school in the minutes of the foundation.

MOUNTAIN MAHOGANY COMMUNITY SCHOOL

2012-19 - Budgetary Conditions (Compliance and Other Matters) - Resolved

Condition: The School has expenditure functions where actual expenditures exceeded budgetary authority:

Fund 29102 – Instruction - $8,374
Fund 26177 – Support Services - $4,301

2013-15 - Internal Control Structure (Material Weakness) - Resolved

Condition: During our audit, we encountered the following issues:

- During our journal entry review, we noted 1 out of 5 journal entries which lacked evidence of review by someone independent of the preparer.
- During our search for unrecorded liabilities, we noted $4,647 in liabilities that should have been accrued at June 30, 2013.
- During our review of the school's payroll accrual at June 30, 2013, we noted numerous debit balances on various liability accounts, an indication that reconciliation at the account level was not adequately performed at year-end. In addition, the school did not identify the year-end payroll accrual for year round employees, which was determined to be approximately $3,000.
- We noted that expenses related to the EMSI funding was incurred in fund 11000 and the cash receipts were recorded in fund 26177. A reclassification of the expenditures should have been performed at year-end; as a result, an audit adjustment was required.
- The school received notification from the IRS on August 5, 2013 that stated that an amount of $15,434 was due immediately related to unpaid taxes from a prior period. The school failed to disclose this notification and potential liability to the auditors during the audit. It was discovered during our review of the 941 file.

SECTION II – FINANCIAL STATEMENT FINDINGS (CONTINUED)

MOUNTAIN MAHOGANY COMMUNITY SCHOOL (CONTINUED)

2013-16 – Personnel Files (Compliance and Other Matters) - Resolved

Condition: During our audit, we noted 2 of 2 personnel files reviewed which lacked ERB beneficiary designation forms.

2013-17 – Purchasing (Compliance and Other Matters) - Resolved

Condition: We noted 2 of 14 disbursements tested totaling $1,396 which lacked an approved purchase order prior to the purchase of goods or services. In addition, we noted 1 of 14 disbursements tested in the amount of $436 which was a reimbursement to an employee and included reimbursement of gross receipts tax.

2013-18 – 941 Reporting (Significant Deficiency) - Resolved

Condition: During our audit, we noted the 1st quarter of 2013 (Jan-Mar) was filed using the 2012 form. As a result, the calculations appeared incorrect due to the increase in the employer rate effective January 1, 2013. In addition, this appeared to the IRS that the school had amended the 1st quarter 2012 filing, for which the IRS has now notified the school of a liability for unpaid taxes from the 1st quarter 2012 941 filing in the amount of $15,434.

NATIVE AMERICAN COMMUNITY ACADEMY

FS 07-141 - Budgetary Conditions (Significant Deficiency) - Resolved

Condition: The School has expenditure functions where actual expenditures exceeded budgetary authority:

Fund 11000 – Support Services - $18,026
Fund 13000 – Support Services - $26,282
Fund 25146 – Instruction - $1,000
Fund 25147 – Support Services - $6,740
Fund 25184 – Support Services - $30,000
Fund 26176 – Support Services - $28,314
Fund 26185 – Instruction - $2,869
Fund 26207 – Instruction - $103
Fund 29131 – Support Services - $1,084
Fund 31600 – Capital Outlay - $23,775

2012-22 - Agency Issued Credit Cards (Compliance and Other Matters) - Resolved

Condition: During our field work, we noted the school was utilizing credit cards issued to the school instead of P-Cards. In addition, the school incurred credit card related fees and finance charges totaling approximately $230.

SECTION II – FINANCIAL STATEMENT FINDINGS (CONTINUED)

NATIVE AMERICAN COMMUNITY ACADEMY (CONTINUED)

2013-35 – Purchasing (Compliance and Other Matters) – Repeated and Updated

Condition: During our review of disbursements we noted the following:

- We noted 7 of 34 disbursements reviewed totaling $14,437 in which an approved purchase order was not established prior to the purchase.
- We noted that the school lacks policies and procedures surrounding procurement.
- We noted 2 of 10 credit card purchases which lacked an approved purchase requisition.

2013-36 – Payroll (Significant Deficiency) - Repeated and Updated

Condition: During our review of payroll and related personnel files we noted the following issues:

- It was noted that, due to the structure of the school's licensed staff contract, the school is making payroll advances as the contract has a start date that precedes the actual starting date of the licensed staff.
- 2 of 2 personnel files reviewed lacked ERB beneficiary designation forms.
- 1 of 2 personnel files reviewed included a licensed staff contract that was not signed by the employee at all and was signed by the school personnel approximately 3 months after the start date. In addition, there was an error in the salary amount per the contract we compared to the actual paycheck. However, it was noted that the actual salary the employee was being paid was correct.

2013-37 - Travel and Per Diem (Compliance and Other Matters) - Resolved

Condition: During our review of 1 travel and per diem reimbursement, it was noted that a reimbursement rate of .505 was used for reimbursement. However, the school utilizes the federal IRS reimbursable rate, which should have been .555.

2013-38 – 941 Reporting (Compliance and Other Matters) - Resolved

Condition: During our review of the school's 941 filings, we noted that the FICA wages reported by the school for the period ending December 31, 2012 were reported at $424,201 instead of $474,201, and the FICA wages reported by the school for the period ending September 30, 2012 were reported at $382,925 instead of $383,925.

2013-39 – Temporary Inter-Fund Loans (Compliance and Other Matters) - Resolved

Condition: Often, expenditure-based reimbursement funds require temporary inter-fund loans from the operating fund pending receipt of the reimbursement request. However, the school required temporary inter-fund loans totaling approximately $67k as of June 30, 2013 from other special revenue funds due to inadequate cash available in the operating fund, which are restricted funds.

SECTION II – FINANCIAL STATEMENT FINDINGS (CONTINUED)

NATIVE AMERICAN COMMUNITY ACADEMY (CONTINUED)

2013-40 – Financial Reporting (Compliance and Other Matters) - Resolved

Condition: During our audit we noted that the school is not posting the required quarterly reports on the school's website.

NUESTROS VALORES CHARTER SCHOOL

FS 11-42 - Budgetary Conditions (Compliance and Other Matters) - Resolved

Condition: The school has expenditure functions where actual expenditures exceeded budgetary authority:

Fund 11000 – Food Services - $23,000

2012-23 - Untimely Reimbursement Requests (Significant Deficiency) - Resolved

Condition: During our audit, we noted reimbursement requests totaling $2,611 which were not submitted timely, and the school is no longer eligible to make a reimbursement claim for these expenses.

2012-24 - Internal Control Structure (Significant Deficiency) - Resolved

Condition: During our journal entry review, we noted 1 journal entry in the amount of $23,000 in which expenses were inappropriately re-classified to the instruction function within the operating fund instead of the food services function.

2013-30 – Purchasing (Compliance and Other Matters) - Resolved

Condition: We noted 2 of 3 travel disbursements reviewed totaling $734 in which an approved purchase order was not established prior to the travel.

2013-31 – Payroll Advances (Compliance and Other Matters) – Repeated and Updated

Condition: During our audit, it was noted that, due to the structure of the school's licensed staff contract, the school is making payroll advances as the contract has a start date that precedes the actual starting date of the licensed staff.

2013-32 - Internal Controls Surrounding Capital Asset Management and Reporting (Significant Deficiency) – Repeated and Updated

Condition: During our test work over capital assets, we noted an asset with an original cost of $80,000 and put into service in 2003 was never depreciated. As a result, a correction was made to the accumulated depreciation on the asset in the amount of $36,000.

SECTION II – FINANCIAL STATEMENT FINDINGS (CONTINUED)

NUESTROS VALORES CHARTER SCHOOL (CONTINUED)

2013-33 – 941 Reporting (Compliance and Other Matters) - Resolved

Condition: During our audit, we noted the 2nd quarter 2013 filing incorrectly had the 1st quarter 2013 box checked, which may appear to the IRS that the school has duplicate filings and no filings for the correct period.

2013-34 – Financial Reporting (Compliance and Other Matters) - Resolved

Condition: During our audit, we noted that the school is not posting the required quarterly reports on the school's website.

PUBLIC ACADEMY FOR PERFORMING ARTS

FS 11-43 - Internal Control Structure (Significant Deficiency) - Resolved

Condition: During our journal entry review, we noted 1 journal entry in the amount of $17,236 in which expenses were inappropriately re-classified to the instruction function within the operating fund instead of the food services function.

2013-11 - Timely Deposit of Cash Receipts (Compliance and Other Matters) - Resolved

Condition: During our review of 6 cash receipts, we noted 1 deposit in the amount of approximately $63 that was not deposited within 24 hours of receipt as required.

2013-12 - Budgetary Conditions (Compliance and Other Matters) - Resolved

Condition: The School has expenditure functions where actual expenditures exceeded budgetary authority:

Fund 24154 – Support Services - $700
Fund 11000 – Food Services - $17,236

2013-13 – Financial Reporting (Compliance and Other Matters) - Resolved

Condition: During our audit we noted the following issues regarding compliance with financial reporting:

- It was noted that the school is not posting the required quarterly reports on the school's website.
- Due to a typo within the submitted 4th quarter PED cash report, cash was over-stated by $2,823,334.

SECTION II – FINANCIAL STATEMENT FINDINGS (CONTINUED)

ROBERT F. KENNEDY CHARTER SCHOOL

FS 09-176 - Untimely Deposit of Cash Receipts (Compliance and Other Matters) – Repeated and Updated

Condition: During our review, we noted that 2 out of 6 cash receipts totaling $180 were not deposited within 24 hours of receipt as required.

FS 11-48 - Cash Control Standards (Significant Deficiency) - Resolved

Condition: During our review of the year-end bank reconciliation, the following issues were noted:

- The June 30, 2013 bank reconciliation included the outstanding items, which consisted of 29 checks totaling $6,651 dated 11/30/11 and older. In addition, there was 1 outstanding deposit dated 3/28/11 for $29.
- The school was unable to provide an accurate bank reconciliation for June 2013 until October 1, 2013.
- The June 2013 bank statement showed the school had a negative cash balance from June 19 to June 24. During this period, the school had 12 checks returned by the bank due to NSF totaling $58,171, with NSF fees in the amount of $400.

2013-41 Budgetary Conditions (Compliance and Other Matters) – Repeated and Updated

Condition: The School has expenditure functions where actual expenditures exceeded budgetary authority:

Fund 11000 – Instruction - $32,611
Fund 11000 – Food Services - $4,856
Fund 11000 – Capital Outlay - $22,128

2013-42 – Financial Reporting (Compliance and Other Matters) - Resolved

Condition: During our audit the following was noted regarding required financial and other reporting of the school:

- The school is not posting the required quarterly reports on the school's website.
- The school didn't submit the ERB contributions for 3 of 12 months in a timely manner.
- The school didn't upload the 4th quarter budget and actual data in the OBMS in a timely manner.
- The school didn't provide an accurate 4th quarter PED cash report in a timely manner.

2013-43 – Governing Council Conflicts of Interest (Compliance and Other Matters) - Resolved

Condition: During our audit, it was noted that one of the governing council members resigned at the September 10, 2012 meeting as a result of a contract the school had with a company the member was associated with due to the violation of the conflicts of interest statute.

SECTION II – FINANCIAL STATEMENT FINDINGS (CONTINUED)

ROBERT F. KENNEDY CHARTER SCHOOL (CONTINUED)

2013-44 - Travel and Per Diem (Compliance and Other Matters) - Resolved

Condition: During our review of 2 travel and per diem reimbursements, we noted both were advances to employees for travel in the amount of $354. However, the actual receipts amounted to $400, in which there was no evidence that the employees were reimbursed any additional amount if allowable.

2013-45 - Reimbursement Requests (Material Weakness) - Resolved

Condition: During our audit, we noted reimbursement requests within the expense reimbursement funds of the school totaling $71,688 which were not submitted timely, and the school is no longer eligible to make a reimbursement claim for these expenses.

2013-46 - Internal Control Structure (Material Weakness) - Resolved

Condition: During our audit, we encountered the following issues:

- During our journal entry review, we noted 4 out 5 journal entries which lacked evidence of review by someone independent of the preparer.
- The original trial balance provided during the audit included a $77,615 debit balance in the accounts payable account, which required revision.
- The original bank reconciliation had a variance of $40,808 when compared to the trial balance.
- During our search for unrecorded liabilities, we noted $9,208 in liabilities that should have been accrued at June 30, 2013.
- We noted a cash receipt in the amount of $18,181 incorrectly recorded to fund 24162 instead of fund 11000.
- We noted a cash receipt in the amount of $18,479 incorrectly recorded to fund 31200 instead of fund 21000.
- We noted a cash receipt in the amount of $12,663 incorrectly recorded to fund 24162 instead of fund 24154.
- We noted the food services fund had excess expenses over revenues in the amount of $12,856, which required reclassification to the operating fund to prevent a deficit fund balance.
- We noted expenditures totaling $71,688 within the various expense reimbursement funds of the school which were no longer eligible for reimbursement and required an audit adjustment to reclassify these expenditures to the operating fund.

SIATECH

2013-55 – Financial Reporting (Compliance and Other Matters) - Resolved

Condition: During our audit, it was noted that the school is not posting the required quarterly reports on the school's website.

SECTION II – FINANCIAL STATEMENT FINDINGS (CONTINUED)

SOUTH VALLEY ACADEMY

2013-04 – Use of Procurement Cards (Compliance and Other Matters) - Resolved

Condition: During our audit, we noted the following regarding the school's use of procurement cards:

- The school establishes blanket purchase orders at the beginning of the fiscal year for most purchases made with the procurement cards during the year. The actual purchases made during the year are not reviewed and approved by the principal.
- The current process allows one individual to make purchases with the procurement card and then subsequently process an electronic payment for the balance on the procurement card without a review or approval of the purchase or payment.
- The school does not have documented policies and procedures surrounding the use of the procurement cards.

2013-05 – Financial Reporting (Compliance and Other Matters) - Resolved

Condition: During our audit, it was noted that the school is not posting the required quarterly reports on the school's website.

THE BATAAN MILITARY ACADEMY

FS 09-197 - Internal Controls over Disbursements (Compliance and Other Matters) – Repeated and Updated

Condition: During our audit we noted the following related to disbursements:

- We noted 2 of 11 disbursements totaling $975 in which the purchase was made prior to having an approved purchase order or requisition.
- We noted 1 of 11 disbursements in which the vendor incorrectly sent an invoice for another entity, yet the school still paid the invoice. The vendor was over-paid approximately $400 during the fiscal year.

2013-51 – Financial Reporting (Compliance and Other Matters) - Resolved

Condition: During our audit it was noted that the school is not posting the required quarterly reports on the school's website. In addition, the school didn't submit the ERB contributions for 2 of 12 months in a timely manner.

SECTION II – FINANCIAL STATEMENT FINDINGS (CONTINUED)

THE BATAAN MILITARY ACADEMY (CONTINUED)

2013-52 – Governing Council Conflicts of Interest (Compliance and Other Matters) - Resolved

Condition: During our audit, it was noted that the school signed a contract with an existing governing council member in the amount of $9,000; the governing council member ultimately resigned approximately one month after entering into the contract.

2013-53 - Reimbursement Requests (Significant Deficiency) - Resolved

Condition: During our audit, we noted reimbursement requests within the expense reimbursement funds of the school totaling $8,982 which were not submitted timely, and the school is no longer eligible to make a reimbursement claim for these expenses.

2013-54 – Security for Deposits of Public Money (Compliance and Other Matters) - Resolved

Condition: During our audit, we noted the school had approximately $96,000 in deposits in excess of FDIC which were not secured as of June 30, 2013.

APS FOUNDATION

2013-72 – Prior Period Restatement – Agency Transaction Determination (Material Weakness) - Resolved

Condition: Certain donors impose restriction on use of monies to benefit programs of APS. In the current year, the Foundation determined that it had the authority to make spending decisions on the restricted funds to each program. As a result of the change in evaluation, management has restated its previously reported net position balance by $1.9 million to reflect the recording of the agency activity in the statement of revenues, expenses and change in net position of the prior years.

SECTION III – FEDERAL AWARDS FINDINGS AND QUESTIONED COSTS

ALBUQUERQUE PUBLIC SCHOOLS

2012-01 - Payroll (Significant Deficiency, Instance of Non-compliance) – Repeated and Updated

Federal Program: Title I, Part A Cluster (CFDA # 84.010) IDEA – B Cluster (CFDA # 84.027/84.027A-ARRA, School Improvement Grant Cluster (84.377/84.388A-ARRA, and Improving Teacher Quality State Grants (CFDA # 84.367A)

Federal Agency: Department of Education (Passthrough State of New Mexico Department of Education)

Questioned Costs: None

Condition: During our single audit test work over payroll we noted the following:

- Title I, Part A Cluster - 1 out of 40 payroll disbursements charged to the grant was identified as a summer payroll item that is uploaded into the payroll system through a spread sheet. It was determined that the rate that was being paid to the employee was higher than the approved pay rate. As a result of the incorrect pay rate, the grant was overcharged $360.
- Title I, Part A Cluster - The District was unable to provide a time and effort certification for 1 out of 40 disbursements tested.
- IDEA - B Cluster - The District was unable to provide a time and effort certification for 1 out of 40 disbursements tested.
- Improving Teacher Quality - The District was unable to provide a time and effort certification for 3 out of 40 disbursements tested.
- School Improvement Grant - The District was unable to provide a time and effort certification for 2 out of 40 disbursements tested.

EXIT CONFERENCES

The following details the exit conferences held for the District and each respective component unit, which includes the date and attendance of each exit conference. In addition, each exit conference was held in a closed meeting to preserve the confidentiality of the audit information prior to the official release of the financial statements by the State Auditor.

ALBUQUERQUE PUBLIC SCHOOLS

The following individuals were in attendance on October 31, 2014:

Analee Maestas, APS Board President
Dr. Donald Duran, APS Board Vice President
Dr. David Peercy, APS Board Member
Lorenzo Garcia, APS Board Member
Martin Esquivel, APS Board Member
Susan Wrons, APS Audit Committee Community Member
Michael Reeves, APS Audit Committee Community Member
Dr. Brad Winter, APS Interim Superintendent
Ruben Hendrickson, APS Chief Operations Officer
Don Moya, APS Chief Financial Officer
Brenda Yager, APS Executive Director of Board Services
Tami J. Coleman, APS Executive Director of Accounting
Peg Koshmider, APS Director of Internal Audit
David McCarty, APS Operational Fund Controller
Georgie Ortiz, CPA, CGFM, Managing Principal – New Mexico, CliftonLarsonAllen LLP
Matt Bone, CPA, CGFM, Assurance Principal, CliftonLarsonAllen LLP
Cammie Archuleta, Assurance Senior Associate, CliftonLarsonAllen LLP

21ST CENTURY PUBLIC ACADEMY

The following individuals were in attendance on October 31, 2014:

Analee Maestas, APS Board President
Dr. Donald Duran, APS Board Vice President
Dr. David Peercy, APS Board Member
Lorenzo Garcia, APS Board Member
Martin Esquivel, APS Board Member
Susan Wrons, APS Audit Committee Community Member
Michael Reeves, APS Audit Committee Community Member
Dr. Brad Winter, APS Interim Superintendent
Ruben Hendrickson, APS Chief Operations Officer
Don Moya, APS Chief Financial Officer
Brenda Yager, APS Executive Director of Board Services
Tami J. Coleman, APS Executive Director of Accounting
Peg Koshmider, APS Director of Internal Audit
David McCarty, APS Operational Fund Controller
Mary Tarango, Principal, 21st Century Public Academy Charter School
Georgie Ortiz, CPA, CGFM, Managing Principal – New Mexico, CliftonLarsonAllen LLP
Matt Bone, CPA, CGFM, Assurance Principal, CliftonLarsonAllen LLP
Cammie Archuleta, Assurance Senior Associate, CliftonLarsonAllen LLP

STATE OF NEW MEXICO
ALBUQUERQUE MUNICIPAL SCHOOL DISTRICT NO. 12
EXIT CONFERENCES
June 30, 2014

ALBUQUERQUE TALENT DEVELOPMENT SECONDARY CHARTER SCHOOL

The following individuals were in attendance on October 7, 2014:

Rommie Compher, Principal
Maureen Senetra, Vice-President, Governing Council
Carl R. Stenger IV, Parent Representative
Chandra McCray, Business Manager
Whitney Galindo, Business Manager Assistant
Judy Bergs, Charter School Business Manager
Georgie Ortiz, CPA, CGFM, Managing Principal – New Mexico, CliftonLarsonAllen LLP
Matt Bone, CPA, CGFM, Assurance Principal, CliftonLarsonAllen LLP

ALICE KING COMMUNITY SCHOOL

The following individuals were in attendance on September 25, 2014:

Tamara Henderson, Principal
Rhonda Cordova, Business Manager
Jason Kugler, Audit Committee Chair
Judy Bergs, APS Charter School Business Manager
Matt Bone, CPA, CGFM, Assurance Principal, CliftonLarsonAllen LLP
Haley Cox, CPA, In Charge Associate, CliftonLarsonAllen LLP

CHRISTINE DUNCAN HERITAGE ACADEMY

The following individuals were in attendance on September 25, 2014:

Yolanda Sanchez, Business Manager
Lou Lafrado, Member, Governing Council (met with 9/30/14)
Matt Bone, CPA, CGFM, Assurance Principal, CliftonLarsonAllen LLP
Haley Cox, CPA, In Charge Associate, CliftonLarsonAllen LLP

CORRALES INTERNATIONAL CHARTER SCHOOL

The following individuals were in attendance on October 7, 2014:

Diane Gunn Miles, Business Manager
Marlene Baehard, Member, Audit Committee
Carl Grending, Member, Governing Council
Judy Bergs, APS Charter School Business Manager
Georgie Ortiz, CPA, CGFM, Managing Principal – New Mexico, CliftonLarsonAllen LLP
Matt Bone, CPA, CGFM, Assurance Principal, CliftonLarsonAllen LLP

STATE OF NEW MEXICO
ALBUQUERQUE MUNICIPAL SCHOOL DISTRICT NO. 12
EXIT CONFERENCES
June 30, 2014

DIGITAL ARTS & TECHNOLOGY

The following individuals were in attendance on September 25, 2014:

Evelyn Hunemuller, CEO
Al Sanchez, President, Member, Governing Council
Esther Marquez, Member, Governing Council – Audit Committee
Michael Vigil, The Vigil Group, Business Manager
Lynette Quintana, Assistant Business Manager
Judy Bergs, APS Charter School Business Manager
Georgie Ortiz, CPA, CGFM, Managing Principal – New Mexico, CliftonLarsonAllen LLP
Matt Bone, CPA, CGFM, Assurance Principal, CliftonLarsonAllen LLP
Haley Cox, CPA, In Charge Associate, CliftonLarsonAllen LLP

EL CAMINO REAL ACADEMY

The following individuals were in attendance on September 25, 2014:

Paym Greene, Principal
Julia Doyle
Mary Scofield, Business Manager
Rachel Query, Board Member/Audit Committee
Matt Bone, CPA, CGFM, Assurance Principal, CliftonLarsonAllen LLP
Haley Cox, CPA, In Charge Associate, CliftonLarsonAllen LLP

GORDON BERNELL CHARTER SCHOOL

The following individuals were in attendance on September 25, 2014:

Greta Roskom, Director
Kristalyn Loftis, Business Manager
Erik Bose, Board Member
Judy Bergs, APS Charter School Business Manager
Georgie Ortiz, CPA, CGFM, Managing Principal – New Mexico, CliftonLarsonAllen LLP
Matt Bone, CPA, CGFM, Assurance Principal, CliftonLarsonAllen LLP
Haley Cox, CPA, In Charge Associate, CliftonLarsonAllen LLP

LA ACADEMIA DE ESPERANZA

The following individuals were in attendance on October 7, 2014:

Steve Wood, Principal
Jama Sullivan, Business Manager
Lee L. Farris, Board Member
Judy Bergs, APS Charter School Business Manager
Georgie Ortiz, CPA, CGFM, Managing Principal – New Mexico, CliftonLarsonAllen LLP
Matt Bone, CPA, CGFM, Assurance Principal, CliftonLarsonAllen LLP

STATE OF NEW MEXICO
ALBUQUERQUE MUNICIPAL SCHOOL DISTRICT NO. 12
EXIT CONFERENCES
June 30, 2014

LOS PUENTES CHARTER SCHOOL

The following individuals were in attendance on October 7, 2014:

Micaela N. Smith, Principal
Jolene Jaramillo, Business Manager
Patricia Garrett, Business Manager
Doug Mitchell, Board Vice President
Joan Staveley, Board Member-Treasurer
Judy Bergs, APS Charter School Business Manager
Georgie Ortiz, CPA, CGFM, Managing Principal – New Mexico, CliftonLarsonAllen LLP
Matt Bone, CPA, CGFM, Assurance Principal, CliftonLarsonAllen LLP

LOS PUENTES EDUCATIONAL FOUNDATION

The following individuals were in attendance on October 28, 2014:

Larry Mirabal, Treasurer
Matt Bone, CPA, CGFM, Assurance Principal, CliftonLarsonAllen LLP

The following individuals were in attendance on November 7, 2014:

Pat Kelly, Foundation Manager
Matt Bone, CPA, CGFM, Assurance Principal, CliftonLarsonAllen LLP

MONTESSORI OF THE RIO GRANDE/FRIENDS OF THE MONESSORI FOUNDATION

The following individuals were in attendance on September 25, 2014:

Bonnie M. Dodge, Principal
Erica Pena, Education Assistant
Ryan Hieronymous, Council-Treasurer
Matt Bone, CPA, CGFM, Assurance Principal, CliftonLarsonAllen LLP
Haley Cox, CPA, In Charge Associate, CliftonLarsonAllen LLP

MOUNTAIN MAHOGANY COMMUNITY SCHOOL

The following individuals were in attendance on September 25, 2014:

Baylor Del Rosario, Administrator
Ina Rivera, Business Official
Mary Scofield, Consultant Business Manager
Delcie Dobrovolny, Member, Governing Council
Aaron Wallentine, Parent
Matt Bone, CPA, CGFM, Assurance Principal, CliftonLarsonAllen LLP
Haley Cox, CPA, In Charge Associate, CliftonLarsonAllen LLP

STATE OF NEW MEXICO
ALBUQUERQUE MUNICIPAL SCHOOL DISTRICT NO. 12
EXIT CONFERENCES
June 30, 2014

NATIVE AMERICAN COMMUNITY ACADEMY

The following individuals were in attendance on October 7, 2014:

Kara Bobroff, NACA Principal
Anpao Duta Flying Earth, NACA Head of School/Associate Director
Rebekah Estrado, NACA Business Support Specialist
Carmen Cavnar, NACA Business Manager
Betty Seeley, NACA Committee Member (met with 10/13/14)
Judy Bergs, APS Charter School Business Manager
Georgie Ortiz, CPA, CGFM, Managing Principal – New Mexico, CliftonLarsonAllen LLP
Matt Bone, CPA, CGFM, Assurance Principal, CliftonLarsonAllen LLP

NUESTROS VALORES CHARTER SCHOOL

The following individuals were in attendance on September 25, 2014:

Monica Aguilar, Executive Director
Rhonda Cordova, Business Manager
Karen Turrietta, Board Member
Roberta Ricci, Board Member (by phone)
Judy Bergs, APS Charter School Business Manager
Georgie Ortiz, CPA, CGFM, Managing Principal – New Mexico, CliftonLarsonAllen LLP
Matt Bone, CPA, CGFM, Assurance Principal, CliftonLarsonAllen LLP
Haley Cox, CPA, In Charge Associate, CliftonLarsonAllen LLP

PUBLIC ACADEMY FOR PERFORMING ARTS

The following individuals were in attendance on September 25, 2014:

Doreen Winn, Executive Director
Rhonda Cordova, Business Manager
Kelly Brewer, Vice President, Governing Council
Judy Bergs, APS Charter School Business Manager
Georgie Ortiz, CPA, CGFM, Managing Principal – New Mexico, CliftonLarsonAllen LLP
Matt Bone, CPA, CGFM, Assurance Principal, CliftonLarsonAllen LLP
Haley Cox, CPA, In Charge Associate, CliftonLarsonAllen LLP

ROBERT F. KENNEDY CHARTER SCHOOL

The following individuals were in attendance on September 25, 2014:

Robert D. Baade, Director
Charlotte Ortega, Business Manager
Michael Perez, Member, Governing Council
Stacey Lagunas, CS Specialist
Judy Bergs, APS Charter School Manager
Matt Bone, CPA, CGFM, Assurance Principal, CliftonLarsonAllen LLP
Haley Cox, CPA, In Charge Associate, CliftonLarsonAllen LLP

STATE OF NEW MEXICO
ALBUQUERQUE MUNICIPAL SCHOOL DISTRICT NO. 12
EXIT CONFERENCES
June 30, 2014

SCHOOL FOR INTEGRATED ACADEMICS & TECHNOLOGY

The following individuals were in attendance on September 25, 2014:

Erik Bose, Executive Director
Curt Szarek, Business Manager
Jacob Kennedy, Member, Governing Board (met with 9/30/14)
Judy Bergs, APS Charter School Business Manager
Georgie Ortiz, CPA, CGFM, Managing Principal – New Mexico, CliftonLarsonAllen LLP
Matt Bone, CPA, CGFM, Assurance Principal, CliftonLarsonAllen LLP
Haley Cox, CPA, In Charge Associate, CliftonLarsonAllen LLP

SOUTH VALLEY ACADEMY

The following individuals were in attendance on September 25, 2014:

Julie A Radoslovich, Principal/Director
Heidi Gomez, Business Manager
Carmen Cavnar, Consultant
Javier Rojo, Member, Governing Council
Judy Bergs, APS Charter School Business Manager
Georgie Ortiz, CPA, CGFM, Managing Principal – New Mexico, CliftonLarsonAllen LLP
Matt Bone, CPA, CGFM, Assurance Principal, CliftonLarsonAllen LLP
Haley Cox, CPA, In Charge Associate, CliftonLarsonAllen LLP

THE BATAAN MILITARY ACADEMY

The following individuals were in attendance on September 25, 2014:

Jan Zink, Vice Principal
Ruby Chavez, Business Manager
Ned Keltner, Treasurer, Governing Council
Judy Bergs, APS Charter School Business Manager
Matt Bone, CPA, CGFM, Assurance Principal, CliftonLarsonAllen LLP
Haley Cox, CPA, In Charge Associate, CliftonLarsonAllen LLP

ALBUQUERQUE PUBLIC SCHOOLS FOUNDATION

The following individuals were in attendance on November 7, 2014:

Phil Casaus, Executive Director
Tony Dees, Board Member
Cathy Cavin, Resource Specialist
Cheryl Burgman, Accountant
J.J. Griego, GPS Business Manager, Treasurer
Georgie Ortiz, CPA, CGFM, Managing Principal, CliftonLarsonAllen LLP

PREPARATION OF THE FINANCIAL STATEMENTS

The financial statements for the primary government presented in this report have been prepared by management. The financial statements for the component units presented in this report have been prepared by the independent auditor. However, they are the responsibility of management, as addressed in the Independent Auditor's Report. Management reviewed and approved the financial statements.