

FOR THE STUDENT

Print your name in CAPITAL letters.

Print today's date here:

Month		Day		Year			

Instructions

- Some questions have bubbles (○). Color **one** bubble to show your answer.
- Ask if you need help to read a question.

FOR THE TEACHER

- Students may need help to read and interpret each question.
- Use the table below to record the results.

CONTENT STANDARD	LEARNING TARGET	QUESTION
2.OA.1	Solve one-step addition and subtraction word problems	8. <input style="width: 30px; height: 20px;" type="text"/>
>2.NBT.3	Read and write two-digit numbers	2. <input style="width: 30px; height: 20px;" type="text"/> 3. <input style="width: 30px; height: 20px;" type="text"/>
>2.NBT.4	Compre two-digit numbers	1. <input style="width: 30px; height: 20px;" type="text"/>
2.NBT.1b	Identify multiples of 100 as a number of hundreds	9. <input style="width: 30px; height: 20px;" type="text"/> 10. <input style="width: 30px; height: 20px;" type="text"/>
2.NBT.2	Skip count by 1s, 10s, and 100s within 1,000	5. <input style="width: 30px; height: 20px;" type="text"/>
2.NBT.3	Read and write three-digit numbers	4. <input style="width: 30px; height: 20px;" type="text"/>
2.MD.3	Estimate length in inches	7. <input style="width: 30px; height: 20px;" type="text"/>
2.MD.10	Create, describe, and interpret a picture graph	6. <input style="width: 30px; height: 20px;" type="text"/>
>3.MD.1	Calculate duration in hours and minutes (multiples of five minutes)	11. <input style="width: 30px; height: 20px;" type="text"/> 12. <input style="width: 30px; height: 20px;" type="text"/>

1. Write $<$ or $>$ to complete each sentence.

a. ○

b. ○


c. ○


d. ○

e. ○

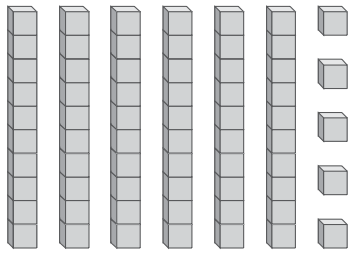
f. ○

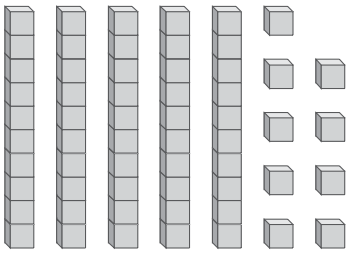
2. Write the numeral to match each picture.

a. 

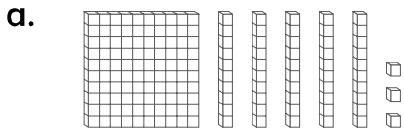
b. 

3. Write the number name to match each picture.

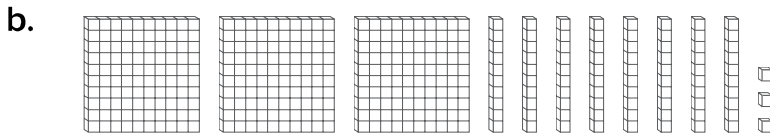
a. 

b. 

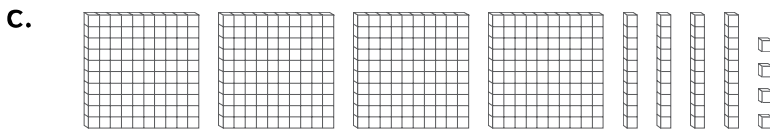
4. Write the number name to match the blocks.



_____ hundred



_____ hundred



_____ hundred

5. a. Count on by 100 to keep the pattern going.

68	168	268			
----	-----	-----	--	--	--

b. Count on by 10 to keep the pattern going.

203	213	223			
-----	-----	-----	--	--	--

c. Count on by 1 to keep the pattern going.

618	619	620			
-----	-----	-----	--	--	--



6. Read the hints. Write each movie beside the matching bar.

Hints


- Happy Toes is the most popular.
- Ice King is more popular than Trucks.
- The Story is the least popular.

		Favorite Movie				
		☺ = 1 vote				
Movies		☺				
		☺	☺	☺	☺	
		☺	☺	☺		
		☺	☺			

7. This pattern block is one inch long. Estimate the length of the paper clip and the pencil. Do not use a ruler.



inch



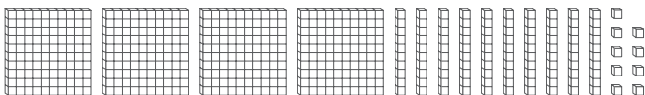
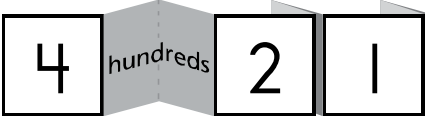
inches

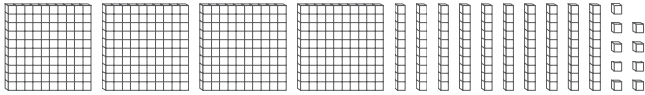
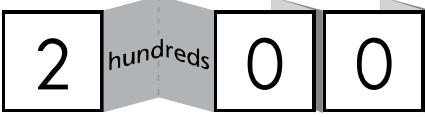
8. Read the story and write a number sentence to match.

a. Lora has 6 marbles. Luis has 8 marbles.
How many marbles do they have in total?

b. There were 11 birds on a fence. 4 flew away.
How many birds are left?

9. Color blocks to match the number shown on the expander.

a.  

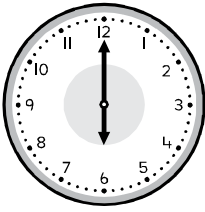

b.  

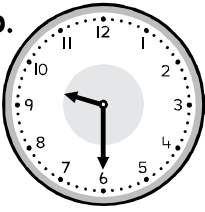

10. Look at the blocks. Write the number on the expander.

a.  



b.  



11. Write the times that are **2 hours later**.

a.   o'clock

b.  

12. Write the times that are **3 hours later**.

a.  

b.   o'clock