

FOR THE STUDENT

Print your name in CAPITAL letters.

Print today's date here:

Month

Day

Year

Instructions

1. Some questions have bubbles (○). Color **one** bubble to show your answer.
2. Ask if you need help to read a question.


FOR THE TEACHER

1. Students may need help to read and interpret each question.
2. Use the table below to record the results.

CONTENT STANDARD	LEARNING TARGET	QUESTION
I.OA.1	Represent and solve addition and subtraction word problems	3. <input style="width: 30px; height: 25px; border: 1px solid black;" type="text"/>
I.OA.3	Use the commutative property of addition	5. <input style="width: 30px; height: 25px; border: 1px solid black;" type="text"/>
I.OA.5	Relate adding and subtracting 2 to counting on or back by 2	9. <input style="width: 30px; height: 25px; border: 1px solid black;" type="text"/>
I.OA.6	Identify the parts and total in subtraction situations	1. <input style="width: 30px; height: 25px; border: 1px solid black;" type="text"/>
	Represent subtraction situations	2. <input style="width: 30px; height: 25px; border: 1px solid black;" type="text"/>
	Use a strategy (use-doubles) for addition facts	4. <input style="width: 30px; height: 25px; border: 1px solid black;" type="text"/>
I.NBT.1	Represent two-digit numbers	7. <input style="width: 30px; height: 25px; border: 1px solid black;" type="text"/>
I.NBT.3	Compare and order two-digit numbers	8. <input style="width: 30px; height: 25px; border: 1px solid black;" type="text"/>
I.G.2	Join and split 2D shapes to make new shapes	6. <input style="width: 30px; height: 25px; border: 1px solid black;" type="text"/>




1. Color the beside the story that matches this picture.



- 5 frogs in total. 2 swim away. 3 frogs are left.
- 8 frogs in total. 5 swim away. 3 frogs are left.
- 7 frogs in total. 2 swim away. 5 frogs are left.

2. Color the beside the subtraction sentence that matches this picture.

- $3 - 8 = 11$
- $8 - 3 = 5$
- $11 - 3 = 8$




3. Color the beside the story that matches the equation.

- There were 9 balloons. 8 popped. There is 1 left.
- There were 9 balloons. 1 popped. There are 8 left.
- There were 8 balloons. 1 popped. There are 9 left.

$9 - 1 = 8$

4. The picture shows double 4. Color the beside the fact you could solve using this double.

- Double $4 + 1 = 10$
- Double $4 + 2 = 9$
- Double $4 + 1 = 9$



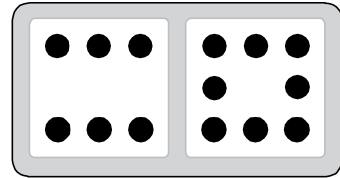


5. Write the turnaround fact that matches the picture.

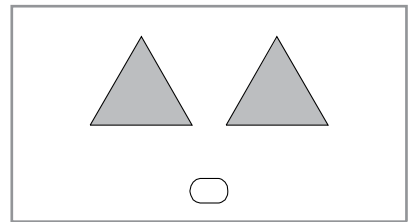
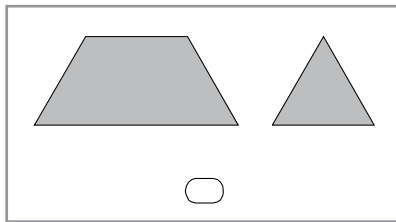
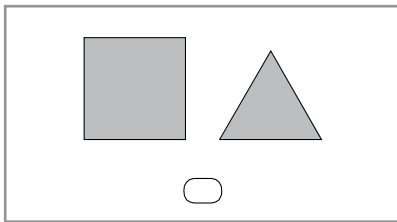
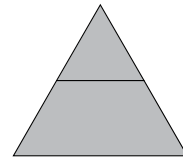
$$6 + 8 = 14$$

so

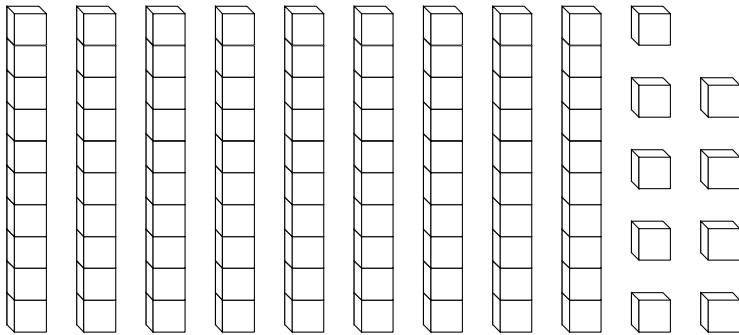
$$\boxed{} + \boxed{} = \boxed{}$$



6. Two pattern blocks were joined to make this shape. Color the below the shapes that were joined.



7. Color tens and ones blocks to match the numeral.



73

8. Color the beside the true statement.

- 45 is greater than 54
- 37 is greater than 18
- 59 is greater than 70

9. Count by twos to figure out the **last** house number. Then write the missing numbers to complete the sentence.



$$\boxed{65} + \boxed{\quad} + \boxed{\quad} + \boxed{\quad} + \boxed{\quad} = \boxed{\quad}$$