

Middle School Principals,

February 14, 2017

It is with a heavy heart that we share the news that Shayne Kendall, OAR Senior Director for Student Information and Reporting, is leaving APS. We wish Shayne the best of luck in his new career. Come wish him well on Thursday, February 16th at City Center, 1st Floor West from 3:00-5:00pm in the Arroyo Chico Conference Room.

Versifit

New Dashboards Available!

New Enrollment and Discipline dashboards are available under the ‘Principals’ tab in Versifit. The Enrollment dashboards offer data on enrollments by SpEd, FRPL, and other demographics as well as advanced analysis (ad-hoc). The Discipline dashboards gives in-depth information on student misconducts, misconducts by year, suspension info. incident counts by day of week, time of day, and location. For additional support on using the Versifit dashboards, please visit:

<http://intranet.aps.edu/sis/versifit.html>

Feeds-To and Placement Reports – Now Available in Versifit Reports

The ‘Feeds-To’ (for MS and HS) and ‘Placement’ (all levels-ES, MS, HS) admin reports are now available in Versifit under the ‘Reports’ tab. Please *see attachment* for instructions on how to access and use these reports.

i-Ready

APS Principals and Instructional Coaches,

We appreciate your partnership with i-Ready and wanted to provide resources to share with your teachers. Links to videos from i-Ready Central and pages from the teacher-training guide are included below.

– Standards Mastery:

We want to use standards mastery for recently taught grade level standards with technology-enhanced items like PARCC.

Videos in i-Ready Central <http://i-readycentral.com/standards-mastery/>

Naming Convention for Standards Mastery: School Number – Grade Level – Locally Chosen Ending (E.g. date or standard covered) Example: 431-4-Oct4.NBT.A.3

Teacher Training Guide Pages 70 – 71

– Student Data Chat Video:

Valerie Walker Presents i-Ready

<https://vimeo.com/196330262>



– ***iPad Information:***

Link to the latest and greatest info about our support of i-Ready on **iPads**:

<http://i-readycentral.com/articles/december-2016-i-ready-release-update/>

Visit the new ***i-Ready Central***: 24/7 access to videos, tips, articles and how-tos!

Central is Essential! Visit ***Ready Central for Math*** to get 24/7 access to videos, tips, articles and how-tos!

Don't Miss Out on I-Ready Online Instruction Next Year:

Please remember to include purchasing the i-Ready online personalized instruction for Reading and/or Math for the upcoming 2017/2018 school year in your budget planning for next year. The Assessment Department plans to purchase the i-Ready Diagnostic only for Reading and Math. The cost to purchase the online instruction will remain \$24 per student for reading and \$24 per math. For further information, please contact Robin McMath, your Educational Sales Consultant, at rmcmath@cainc.com.

Kudos To: Jenn Ek, NBCT EA/ ELA - Cleveland MS Gifted ELA Teacher

Jenn Ek's story: At Cleveland Middle School we have a 2nd period class that involves interdisciplinary learning, intervention of strategies, and extension of learning. During this time, another teacher, Maria Lucero, and myself have put our group of students together and designed a system of "committee" type activities. The activities help our students work on targeted learning targets (standards) that the iReady data has shown to be low. Our iReady data correlates to our PARCC scores, in which formulated our school-wide learner-centered problems.

We incorporated the iReady standards mastery assessment as one of our "committee stations". I have 10 iPads in my classroom so we shuffle our group of 40 students through this station every 7 days. Over the course of these short rotations, we will teach every 7th grader using out committees. This is how we are making sure every student is taking the standards mastery assessment for both ELA and math.

The two of us are using the standards mastery tests as pre/post tests showing growth based on these lower achieving standards. Currently, we have assigned form A to all of the 7th grade students for both ELA and math. Test A will be the "pretest" as it will be taken before any small group teaching is given based on the standards. We are hoping in a few weeks to assign form B as the follow-up post-test. I'm not sure if we will have time to complete form B.

I have had extensive iPad training by Apple and am extremely familiar with the technology. I like the iPad delivery of the assessment although the "double scroll" and small text gives some students difficulty. The lack of ability to show work on the iPads for the math assessment is also an issue.

I think the exposure to the iReady assessment/ format is wonderful preparation for the PARCC assessment. I am struggling with getting the scores for all the kids though. I only have access to the scores of my advisory students. As teachers of this rotation, Maria and I would love to see all the data from all the students at once without having all the student's test scores "tied" to us. This

way we can adjust our teaching of the standards to help better prepare the students during our current class instruction.

If you have more questions, please do not hesitate to ask myself or Maria Lucero. We are at the beginning stages of assessing our standards mastery data and our class, but we think it is great to integrate iReady into our daily teaching.

Your i-Ready Team:

RMcMath@cainc.com Robin McMath, Educational Sales Consultant, will provide product information and quotes.

RMcCarthy@cainc.com Regina McCarthy, Account Manager, can answer technical and roster questions.

jmccoy@cainc.com Jason McCoy, Professional Development Specialist, is your main liaison and contact for any questions. He will answer educational questions and provide support, training, and resources.

Reminder: Test Administration Online Training – Now available in Blackboard

The NM PED requires two Test Security trainings per year for school staffs. These include:

- Test Security (Fall 2016)
- Test Administration (Winter/Spring 2017)

The 2016-17 Winter/Spring Test Administration Training is now available on Blackboard at <https://aps.blackboard.com/>

- All school staff, who come in contact with testing materials, should complete the appropriate Winter/Spring Training by **March 31, 2017**.
- School Test Coordinators (STCs) ONLY need to complete one Winter/Spring course **Test Administration/Security – School Test Coordinators**, which is the highest level of Test Security.

The three online courses available for Winter/Spring 2017:

Test Administration – Winter/Spring 2017 – School Test Coordinators	For School Test Coordinators (STCs) and Principals
Test Administration – Winter/Spring 2017 – Test Administrators	For all test administrators including: Teachers, Librarians, Counselors, and Interventionists
Test Administration – Winter/Spring 2017 – Staff	For EAs, proctors, security employees who unlock rooms or come in contact with testing materials.

Feeds-To and Placement Reports in Versifit

Intended Audience: School-level administrators

Logging Into Synergy to Access Versifit:

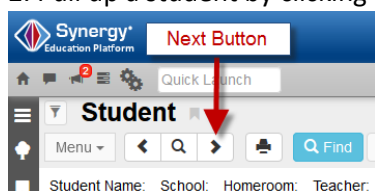
- After logging in, pull up a screen in Synergy (can be any screen where an inquiry can be made) from the tree or quick launch. Pull up data for that screen by clicking the next button or searching:

Example of logging in with Synergy v.10x:

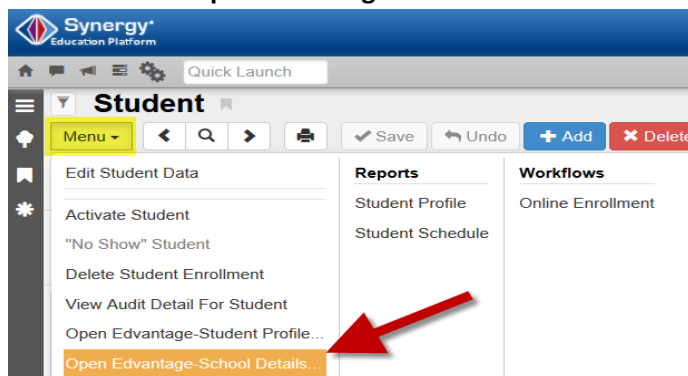
1. After signing on to Synergy, **type 'student'** in the quick launch box (top left of the screen) and press the <Enter> key.



2. Pull up a student by clicking the **'next'** button

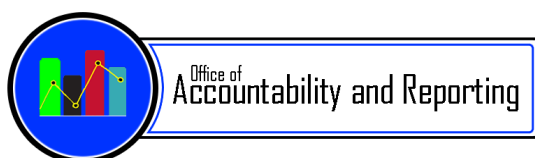


3. Hover your mouse over the **'Menu'** button to find the links to Versifit:
 - Select **'Open Edvantage-School Details'**

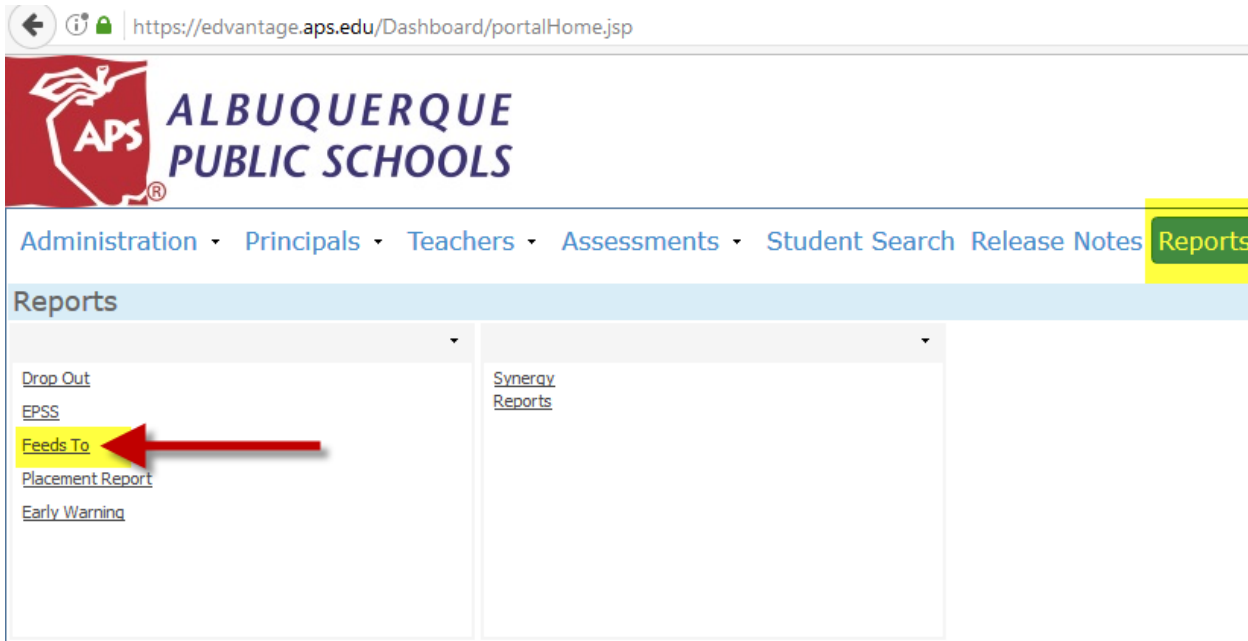


Feeds-To Report:

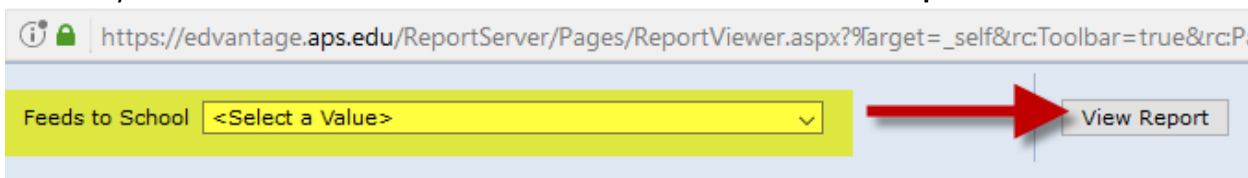
This report gives information on incoming 6th or 9th grade students expected at your location, for the next school year (including those on transfers). Data is available once enrollments for the next school year have been created in Synergy. Data available are student demographics, projected school and grade, latest math and ELA course grades (where applicable), quartile designations (both ELA and math), and most recent PARCC and language assessment scores.




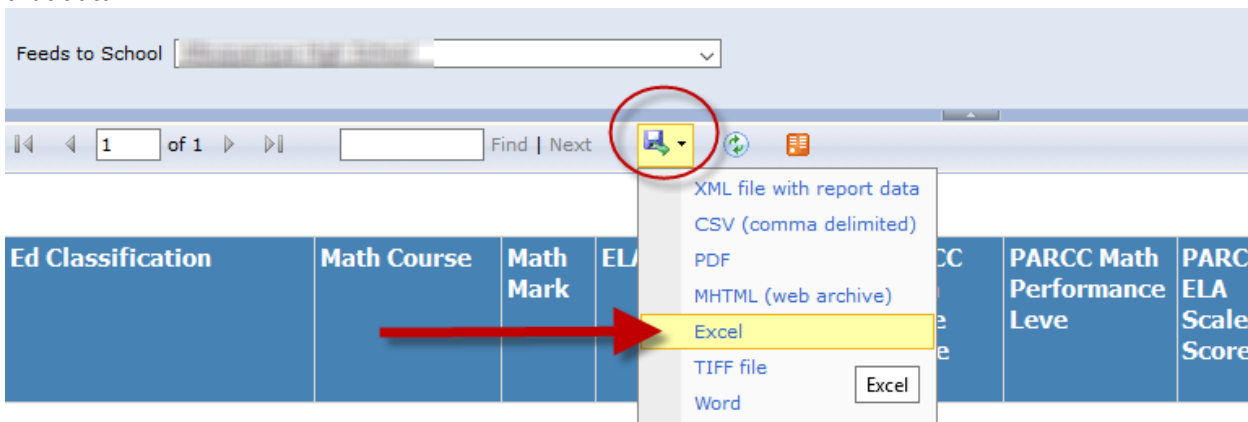
- A. Once in Versifit, click on the 'Reports' tab to locate the link to 'Feeds To'.



- B. Select your school from the 'Feeds To School' filter then click the 'View Report' button.



- C. The report data can be exported and sorted/filtered in Excel. Click the  icon at the top of the report to save/export the report. In Excel, you can filter the column headings to sort by that data.

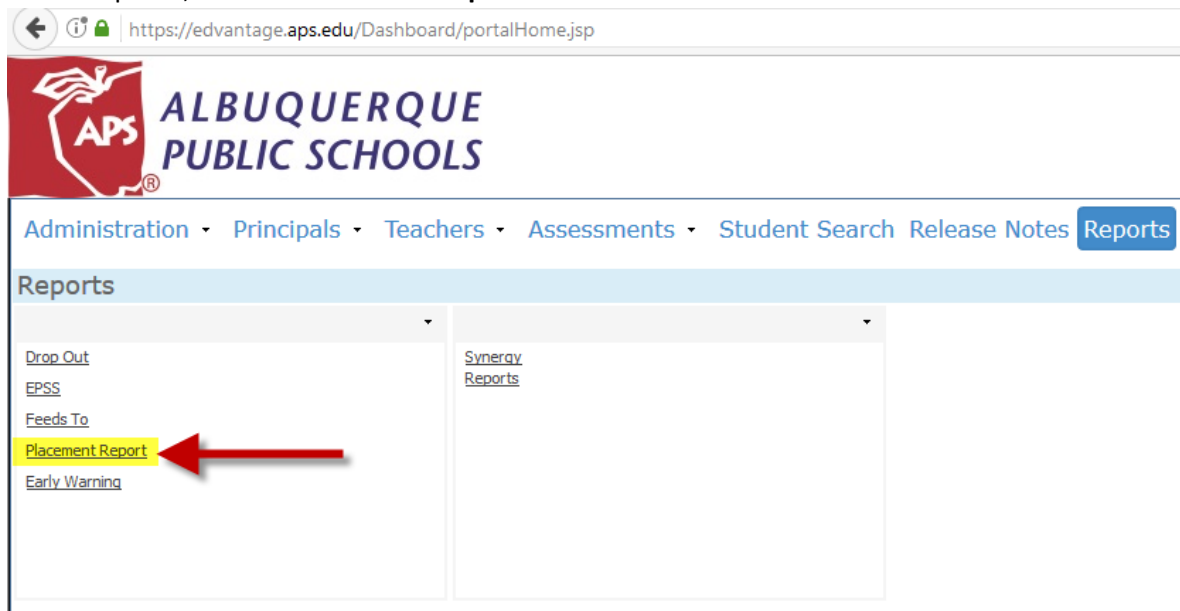


Placement Report

The placement report is similar to the 'Feeds-To' report, but **all** students who are expected to enroll at your school are included.

Access the report by following the steps to login to Versifit (on page 1).

- A. Once in Versifit, click on the '**Reports**' tab.
- B. From 'Reports', click on '**Placement Report**'.



The report functions the same as the 'Feeds-To' report. Follow steps 'B' and 'C' from the 'Feeds-To' directions on page 2.

For additional support with these reports, please contact the Office of Accountability and Reporting – Student Information Systems at:

<http://sis.aps.edu/support>.

